



## WEEKLY REPORT TO THE CITY COUNCIL

May 14, 2026

Members of the City Council  
City of Tacoma, Washington

Dear Mayor and Council Members:

### ITEMS OF INTEREST

1. **Roadmap to Recovery; Addressing the City's General Fund Deficit and Modernizing City Operations:** During the Mayor 12, 2026, City Council Study Session, City Manager Hyun Kim presented the City Council with a comprehensive Roadmap to Recovery. The phased plan outlines a strategy to bring expense growth in line with revenue growth while modernizing how the City delivers essential public services.

Guided by the strategic policy vision set forth by the City Council, the Roadmap to Recovery emphasizes measured organizational changes, proactive fiscal discipline, and strict financial transparency. **"The Roadmap to Recovery is a coordinated effort to safeguard the City of Tacoma's long-term sustainability and support its ongoing stewardship of public resources,"** said City Manager Kim. "These are decisive steps we would take even in times of abundance because they represent modern business practices and a commitment to highly efficient local government."

Operating under the City Council's top policy directive, the goal is to streamline operations and support the uninterrupted delivery of essential public services. By addressing the deficit now, the City aims to avoid arbitrary, across-the-board spending reductions and broad layoffs.

**To close the General Fund gap, the Roadmap to Recovery centers on rigorous, data-driven strategies:**

- **Strict Cost Containment and Financial Discipline:** Continuing its [publicly announced General Government hiring freeze](#), the City is capturing an estimated \$3 to 5 million in savings in 2026. This ongoing cost-containment measure targets administrative growth rather than essential public services, and it aligns with the proactive fiscal policies and strict fund accounting practices that [recently earned the City an AA+ bond rating](#).
- **Data-Driven Service Prioritization:** To support the uninterrupted delivery of essential public services, City Manager Kim has directed all departments to conduct comprehensive, rigorous evaluations of their operations. This assessment will exhaust all internal efficiencies and administrative savings before any decisions are made that impact the public, while also identifying tasks the City can stop doing to protect existing staff from burnout.

- **Collaborative Labor Solutions:** Recognizing that payroll and benefits are significant budget drivers, the City is initiating collaborative discussions with its labor partners to conduct a deeper assessment of systemic costs, including public safety overtime scheduling and long-term pension obligations.

For a comprehensive, transparent discussion on the data, strategy, and financial realities behind the Roadmap to Recovery, community members are invited to [listen to this episode](#) of the City of Tacoma's new podcast series, [Talking Tacoma](#). Additional details on the Roadmap to Recovery are also available at: [tacoma.gov/roadmaprecovery](https://tacoma.gov/roadmaprecovery).

2. **City-funded Temporary and Emergency Shelter Performance:** The City posts weekly information about its Temporary and Emergency Shelter locations including current census, number of available beds, and exits to housing. This information can be found at: <https://cms.tacoma.gov/ncs/weeklydataupdate.pdf> and is updated weekly.

Pierce County Human Services also uses the Homeless Management Information System to report daily availability throughout Pierce County. This information can be found at: <https://www.piercecountywa.gov/8220/Homeless-Emergency-Shelter-Availability> and shows the available beds open at shelters and is updated Monday - Friday by 10:00 a.m.

3. **Encampment Outreach:** For the week of **May 4–8, 2026**, the HEAL team visited **21 locations**. This resulted in **57 (20 new, and 37 repeat)** individuals contacted and referred to community services; 3 individuals accepted shelter placement and HEAL will continue to work with the additional 14 individuals to find available shelter beds that best meet the individual's needs. This information can be found at: [HEAL Team Engagement Dashboard | Tacoma Open Data](#).
4. **What Does the HEAL Team Daily Work Consist of: A variety of critical planning and services! Below is a glimpse into their day-to-day work, you can also check out the team in action at: [YouTube](#).**
  - Conduct outreach to unauthorized encampments throughout the City of Tacoma. Outreach includes referrals to supportive services and shelters in Tacoma.
  - Triage homeless-related service requests through 311 and tracking and recording all homeless-related responses in the 311 system.
  - Monitor cleanups of homeless encampments in collaboration with other City departments and contracted vendors.
  - Collect and reporting data on cleanups and providing updated information on all personal belongings that have been collected and stored from encampment cleanups.
  - Serving as liaisons to homeless service providers throughout the City.
5. **Neighborhood and Community Services ( NCS) 2027-2028 Competitive Funding Process: The Neighborhood & Community Services Department released an application for 2027-28 contract funding on May 6, 2026.** The application period will close on June 9, 2026. Funding may come from the following sources: General Fund, Mental Health & Substance Use Disorder (MHSUD) sales tax, Criminal Justice sales tax, Affordable Housing (House Bill 1590), Justice Assistance Grant (JAG), Community Development Block Grant (CDBG), and Emergency Solutions Grant (ESG)

funds. NCS will seek to fund programs that align with [Council priorities](#) and [NCS department goals](#). A review panel, including Commissioners from the Human Services Commission, will review and rate applications and make recommendations for how to allocate the available funds. **All funding recommendations (including the programs not required to compete below) will be subject to Council approval of the 27-28 biennial budget.**

**Due to ongoing commitments and critical nature of services, currently funded programs in the areas below will not be required to compete for 2027-2028 funding:**

- City initiatives and inter-local agreements (Crystal Judson Family Justice Center, Tacoma-Pierce County Health Department, Mental Health Co-Responder, Tacoma Public Schools Whole Child, Therapeutic Mental Health Court)
- Senior Services (Parks Tacoma, Senior Transportation)
- Young Adult Shelter (Valeo Vocation)

**(Currently funded providers not required to compete have been notified)**

**Applications will be accepted for the following funding areas:**

- Building Resilience Against Youth Violence & Exploitation (BRAYVE)
- Community Violence Response
- Domestic Violence and Intimate Partner Violence Prevention
- Equitable Food Access
- Health & Health Care: Behavioral Health Services
- Housing
- Inclement Weather Response
- Sheltering
- Stability Site Operator

NCS and Purchasing staff will host three pre-proposal meetings for interested applicants with one completed on May 7, the remaining two are scheduled for May 20, 2026, and May 26, 2026.

**Funding recommendations are scheduled to be presented to Community, Vitality and Safety Committee meeting (CVS) on September 24, 2026, and all contracts requiring Contracts & Award Board and City Council approval are planned to be presented to Council in November. Contracts will be effective between January 1, 2027, and December 31, 2028.**

6. Applicants Sought for the Local Employment and Apprenticeship Training Program (LEAP) Advisory Committee: **The Tacoma City Council is currently seeking applicants to fill 17 positions on the City's Local Employment and Apprenticeship Training Program (LEAP) Advisory Committee.** The 21-member committee membership should be comprised of (3) three representatives from each of the following (7) seven constituencies:
  - Residents of Tacoma
  - Construction companies doing business with Tacoma
  - Members of organized labor
  - Community-based organizations
  - City staff

- Educational institutions
- Puyallup Tribe

The LEAP Advisory Committee serves as an advisory committee to review the Local Employment and Apprenticeship Training Program (LEAP) and recommend policy changes as appropriate, specifically regarding the methodology of determining the appropriate adjustments to LEAP utilization requirements.

**Applications must be submitted to LEAP by May 26, 2026, at [leap@tacoma.gov](mailto:leap@tacoma.gov). [LEAP Advisory Committee Voting Member Application](#).** Questions about the application process, requests for the application in an alternate format, or requests to submit additional documents may be directed to Deborah Trevorrow in the LEAP Office at [leap@tacoma.gov](mailto:leap@tacoma.gov) or (253) 316-3057. [Additional information on the City's Local Employment and Apprenticeship Training Program Advisory Committee is available here.](#)

7. City Manager's Office Constituent Relations Analyst Karyssa Mathison provides the attached **Constituent Intake Report**.
8. Please see the attached City of Tacoma **Weekly Meeting Schedule**.
9. Tacoma Police Chief Jackson provides the attached **Weekly Crime Report for the week ending on May 10, 2026**.
10. Amy Clancy, Media and Communications Director shares the **"Good News"** below.
  - We're looking for six **volunteers to fill positions on the Equity in Contracting Advisory Committee!** This group is responsible for monitoring compliance and providing advice to the Equity in Contracting Program Manager on performance and effectiveness. Learn more and apply by May 18, 2026, at: [tacoma.gov/cbc](http://tacoma.gov/cbc).
  - **Affordable Housing Action Strategy update:** This is an effort to address the housing affordability crisis with 27 strategic actions to help ease the burden of high housing costs. The 2025 progress report has been finalized and can be viewed at [tacoma.gov/ahas](http://tacoma.gov/ahas). Here's a sneak peek at how we're increasing housing stock and helping our neighbors find and keep housing in Tacoma:
    - 403 Affordable housing units constructed in 2025
    - 101 low-income homes repaired
    - 17,369 Low-income Tacoma households served with \$11,639,134.53 with various financial and legal programs in 2025
    - 661 Tacoma shelter residents exited to housing in 2025
  - Pothole Palooza kicked off on May 4, 2026! Street Operations crews (and our 'lil monster buddy Phil the pothole) are working throughout the City conducting lane replacements and road maintenance until May 15, thank you to your 2015 voter-approved Tacoma Streets Initiative dollars!

**Mayor Anders Ibsen and Council Member John Hines headed out earlier this week to visit our dedicated Street Operations crews** (and our buddy Phil the pothole). Council Member Hines visited North 21st Street and Mayor Ibsen visited South 19th Street to thank crews for their hard work filling potholes - making our roads smoother and safer for everyone. Pothole palooza continues through May 15, 2026. Check out where crews will be next at [tacoma.gov/potholes](https://tacoma.gov/potholes). And next time you see our crews, give them a wave! They are the reason your commute is so smooth! Photos can be seen here: [Mayor / CM Hines visits to work locations](#).

- **[Phase 1 Sheridan Arterial Improvements](#) are almost complete and the results are showing!**
  - New sidewalks and shared-use path
  - Street trees and landscaping
  - Upgraded driveways and smoother roadways
  - Through May 2026, we'll be wrapping up final paving from 72nd Street to 64th Street and adding:
    - A safer intersection at 72nd & Sheridan
    - New stop bars
    - "No Turn on Red" signage
    - Narrowed lanes to calm traffic
    - Route 48 bus stops returning soon
- **[Tacoma Fire Department \(TFD\) Saves Ducklings](#)**: Have you ever wondered what Tacoma firefighters do when they're not on emergency calls or practicing their skills? Sometimes, they rescue ducklings from storm drains. On Friday, May 1, 2026, TFD's Engine 7 crew overheard a call to animal control to help rescue some ducklings that fell into a storm drain. Since our crew was nearby, they sprang into action. When the crew arrived on scene, they saw a distressed mama duck standing over a storm drain. In the end, TFD's Engine 7 crew reunited TWELVE little ducklings with their mama, the video can be seen here: [Tacoma Fire Department saves ducklings](#).
- **Members of the Tacoma Police Department Bicycle Response Team had the opportunity to join students from Sherman Elementary as they rode their bikes to school** for Sherman Elementary's Bike to School event. Officers joined students, families, and staff for a ride through the neighborhood while promoting bike safety, healthy activity, and community connection along the way. There may have been a few debates about who had the faster bikes... but we'll let the kids take that win today. Thank you to Tacoma Public Schools, Sherman Elementary, and all the families who participated in making the morning such a fun and positive event. Opportunities like this are a great reminder that some of the best conversations happen while simply riding side-by-side photo can be seen here: [TPD Bicycle Response Team](#).

- **Chief Jackson, Assistant Chief Young Haskins, and members of the Tacoma Police Department partnered with the AMAZING staff at our local Starbucks for a day focused on coffee, conversation, and connecting with the community.** From working the drive-thru to meeting customers, our team got a small taste of life behind the counter — including learning that making a “Pupachino” for an excited dog may be one of the highest-pressure calls of the day. Thank you to Starbucks for the partnership, hospitality, and warm welcome. Opportunities like this help us continue our goal of getting to know our community before you need us, photos of the crew can be seen here: [Chief Jackson and TPD Officers visit local Starbucks](#)

## STUDY SESSION / WORK SESSION

### **11. The City Council Study Session of Tuesday, May 19, 2026, will be conducted as a hybrid meeting.**

This meeting can be attended in-person at the Tacoma Municipal Building, Council Chambers, located at 747 Market Street on the 1<sup>st</sup> floor or be heard by dialing (253) 215 – 8782 or through Zoom at: [www.zoom.us/j/89496171192](http://www.zoom.us/j/89496171192) and entering the meeting ID 894 9617 1192; passcode 896569 when prompted. This meeting will be broadcast on TV Tacoma.

Discussion items will include: (1) **City Manager Workplan**; (2) **Alternative Response Program Update**; (3) **2026 Amendment to the One Tacoma Comprehensive Plan & Land Use Regulatory Code Public Hearing Preparation**; (4) **Other Items of Interest: Community Forum Proposed Changes**; (5) **Committee Reports**; (6) **Agenda Review & City Manager’s Weekly Report**.

On our first agenda item, City Manager Kim will provide the Mayor and City Council a detailed **outline of his workplan**.

On our second agenda item, staff will provide an **Alternative Response Program update**.

On our third agenda item, Planning and Development Services staff will provide **information in preparation for a public hearing scheduled for the City Council meeting on May 19, 2026**, pertaining to the 2026 Amendment to the One Tacoma Comprehensive Plan and Land Use Regulatory Code.

Under other items of interest, the following item will be discussed

- **Community Forum Proposed Changes [ Mayor Ibsen]**

### **12. The updated Tentative City Council Forecast and Consolidated Standing Committee Calendars are attached for your information.**

## MARK YOUR CALENDARS

- Parks Tacoma Plant Swap Social: May 19, 2026, at the Eastside Community Center, 1721 East 56<sup>th</sup> Street, Tacoma, WA 98404. This great community event allows you to bring any seeds, starts, cuttings, bulbs, potted plants, and bare root plants to trade or just give away. Event runs from 1:00 p.m. – 3:00 p.m. More information can be found at: [Parks Tacoma Plant Swap Social.](#)
- Mayor Anders Ibsen Community Office Hours: May 20, 2026, 6:00 p.m. -7:15 p.m., Bigfoot Pizza & Bar, 1308 North I Street, Tacoma WA 98403.
- 2026 Historic Preservation Awards Ceremony: May 21, 2026, 5:30 p.m. -7:30 p.m., Fort Nisqually Living History Museum, 5519 Five Mile Drive ,Tacoma, WA 98407. This annual awards ceremony recognizes the critical work of community members to enhance and preserve Tacoma’s unique character through outstanding heritage related efforts. There is no cost to attend this public event, and all are welcome to attend. Complimentary refreshments will be provided, for more information, please visit:[tacoma.gov/hpmonth](http://tacoma.gov/hpmonth).
- Coffee With Council Member John Hines: Saturday, May 30, 2026, 10:30 a.m. – 12:00 p.m., Wheelock Library, 3722 North 26th Street, Tacoma, WA 98407. Join District 1 Council Member Hines to share what's on your mind, ask questions, and hear directly from the Council Member.

In service,



Hyun Kim  
City Manager

HK: ram



# Tacoma City Council Constituent Intake Website Data Report: May 2026

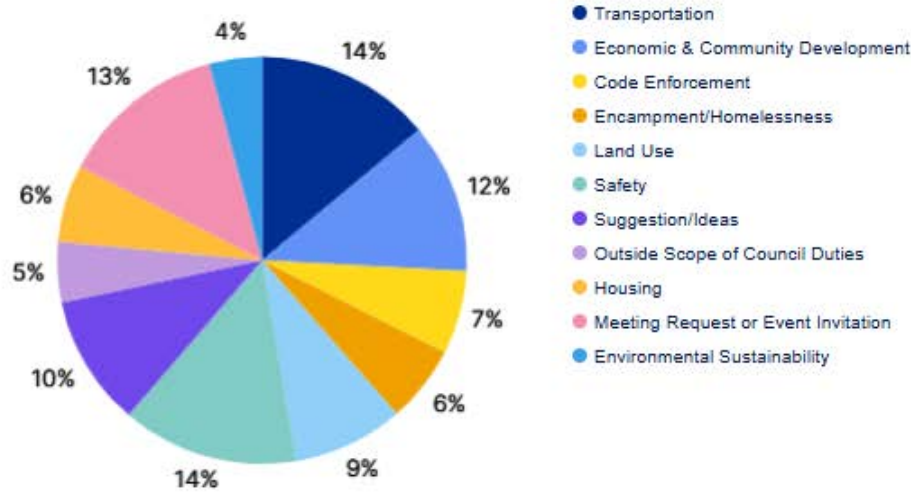
**Total Request Submissions**  
**625**  
Total Submissions

**Request Submissions**  
**512**  
+1 or more council members included

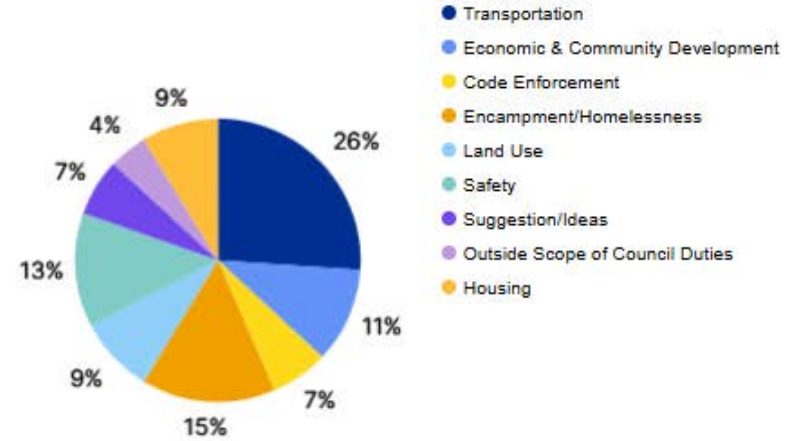
**Contact:** Karyssa Mathison,  
Constituent Relations Analyst  
kmathison@tacoma.gov

## Topic Codes

### Summary

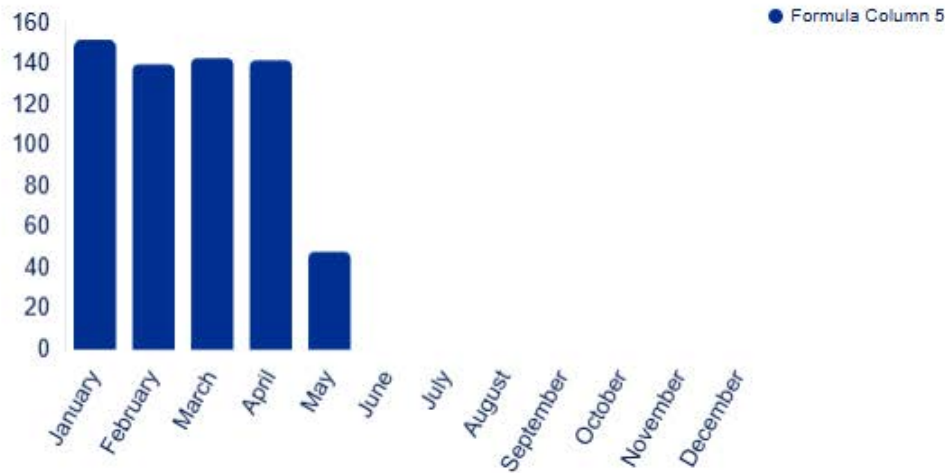


### Last 14 Days



## Submission Summary

### Submissions by Month



### Submissions by Council District





**MEETINGS FOR THE WEEK OF  
MAY 18, 2026 THROUGH MAY 22, 2026**

<b>TIME</b>	<b>MEETING</b>	<b>LOCATION</b>
<b>MONDAY, MAY 18, 2026</b>		
5:30 PM	Tacoma Creates Advisory Board – Special Meeting	747 Market St., Municipal Bldg., Conf. Rm. 248 Join Zoom Meeting at <a href="https://zoom.us/j/97000956979">https://zoom.us/j/97000956979</a> Telephonic: Dial 253-215-8782 Meeting ID: 970 0095 6979 Passcode: 675391
<b>TUESDAY, MAY 19, 2026</b>		
9:00 AM	Hearing Examiner's Hearing*	747 Market St., Municipal Bldg., Council Chambers Visit <a href="https://tacoma.gov/hearingexaminer">https://tacoma.gov/hearingexaminer</a>
10:00 AM	Government Performance and Finance Committee	747 Market St., Municipal Bldg., Conf. Rm. 248 Join Zoom Meeting at <a href="https://zoom.us/j/84416690206">https://zoom.us/j/84416690206</a> Telephonic: Dial 253-215-8782 Meeting ID: 844 1669 0206 Passcode: 614650
11:15 AM	Bid Opening**	3628 S. 35th St., Public Utilities Bldg., ABN-M1 Join Zoom Meeting at: <a href="https://zoom.us/j/88402680573">https://zoom.us/j/88402680573</a> Telephonic: Dial 253-215-8782 Meeting ID: 884 0268 0573 Passcode: 070737 Visit <a href="http://www.tacomapurchasing.org">www.tacomapurchasing.org</a>
NOON	City Council Study Session	747 Market St., Municipal Bldg., Council Chambers Join Zoom Meeting at: <a href="https://zoom.us/j/89496171192">https://zoom.us/j/89496171192</a> Telephonic: Dial 253-215-8782 Meeting ID: 894 9617 1192 Passcode: 896569 Contact Rosheida Myers at 253-591-5134
5:00 PM	City Council Meeting	747 Market St., Municipal Bldg., Council Chambers Join Zoom Meeting at: <a href="https://zoom.us/j/84834233126">https://zoom.us/j/84834233126</a> Telephonic: Dial 253-215-8782 Meeting ID: 848 3423 3126 Passcode: 349099 Contact City Clerk's Office at 253-591-5505
<b>WEDNESDAY, MAY 20, 2026</b>		
7:30 AM	Equity in Contracting Advisory Committee	747 Market St., Municipal Bldg., Conf. Rm. 243 Join Zoom Meeting at <a href="https://zoom.us/j/93921755135">https://zoom.us/j/93921755135</a> Telephonic: Dial 253-215-8782 Meeting ID: 939 2175 5135 Passcode: 959442 Contact Malka Godo at 253-591-5630
9:00 AM	Hearing Examiner's Hearing*	747 Market St., Municipal Bldg., Council Chambers Visit <a href="https://tacoma.gov/hearingexaminer">https://tacoma.gov/hearingexaminer</a>
9:00 AM	Unfit Building Hearings****	747 Market St., Municipal Bldg., Council Chambers Contact Code Compliance at 253-591-5049
2:00 PM	Tacoma Permit Advisory Group	747 Market St., Municipal Bldg., Conf. Rm. 243 Join Zoom Meeting at: <a href="https://zoom.us/j/83142338104">https://zoom.us/j/83142338104</a> Telephonic: Dial 253-215-8782 Meeting ID: 831 4233 8104 Passcode: 193952
4:00 PM	City Events and Recognitions Committee	1500 Commerce St., Great Tacoma Convention and Trade Ctr Board Room North Join Zoom Meeting at: <a href="https://zoom.us/j/83862217228">https://zoom.us/j/83862217228</a> Telephonic: Dial 253-215-8782 Meeting ID: 838 6221 7228
5:00 PM	Planning Commission – Canceled	

5:30 PM Tacoma Public Library Board of Trustees

Wheelock Branch, 3722 North 26th St.  
Visit <https://tacomalibrary.org/board-of-trustees/>

5:30 PM Transportation Commission

747 Market St., Municipal Bldg., Conf. Rm. 243  
Join Zoom Meeting at: <https://zoom.us/j/82666348811>  
Telephonic: Dial 253-215-8782  
Meeting ID: 826 6634 8811

**THURSDAY, MAY 21, 2026**

9:00 AM Hearing Examiner's Hearing\*

747 Market St., Municipal Bldg., Council Chambers  
Visit <https://tacoma.gov/hearingexaminer>

5:00 PM Climate and Sustainability Commission

747 Market St., Municipal Bldg., Conf. Rm. 248  
Join Zoom Meeting at: <https://zoom.us/j/96320674154>  
Telephonic: Dial 253-215-8782  
Meeting ID: 963 2067 4154 Passcode: 638370  
Contact Kristin Lynett at 253-591-5571

5:30 PM Urban Design Board

747 Market St., Municipal Bldg., Conf. Rm. 243  
Join Zoom Meeting at: <https://zoom.us/j/82923259724>  
Telephonic: Dial 253-215-8782  
Meeting ID: 829 2325 9724  
Contact Carl Metz at 253-290-3946

**FRIDAY, MAY 22, 2026**

10:30 AM Operational Strategy and Administrative Committee –  
Canceled



Meeting sites are accessible to people with disabilities. People with disabilities requiring special accommodations should contact the appropriate department(s) 48 hours prior to the meeting time.

\* Hearing Examiner's Hearings and Local Improvement District Meetings meet on an as-needed basis. Contact the Hearing Examiner's Office at 253-591-5195 to confirm whether a meeting will be held this week. Hearings may be held at various times throughout the day.

\*\* Bid Opening will be held on an as-needed basis. Contact the Finance Procurement and Payables Office at 253-502-8468 or [www.tacomapurchasing.org](http://www.tacomapurchasing.org) to confirm whether Bid Opening will be held.

\*\*\*\* Hearings may be held at various times throughout the day.



# Citywide Weekly Briefing for 04 May 2026 to 10 May 2026

The data is not National Incident Based Reporting System (NIBRS) compliant. Do not compare the results with any report using that standard. The data is dynamic and is subject to change and/or revision. The number of distinct offenses listed on a report are counted. This does not represent reports or individuals. All data is compared to last year for the same number of days or date range. Small numbers may cause large percent increases and decreases. Beginning 1 October 2022, there was a change in how TPD reports certain Aggravated Assaults and Destruction offenses.

Offense Breakdown	7 Days		28 Days		Year to Date		7 Days	28 Days	YTD
	04-May-2025	04-May-2026	13-Apr-2025	13-Apr-2026	01-Jan-2025	01-Jan-2026			
	10-May-2025	10-May-2026	10-May-2025	10-May-2026	10-May-2025	10-May-2026			
<b>Persons</b>	<b>75</b>	<b>77</b>	<b>345</b>	<b>304</b>	<b>1475</b>	<b>1461</b>	2.7%▲	11.9%▼	0.9%▼
Assault	69	72	308	279	1315	1299	4.3%▲	9.4%▼	1.2%▼
Homicide (doesn't include Negligent/Justifiable)	0	0	4	1	11	8	0.0%	75.0%▼	27.3%▼
Kidnapping/Abduction	2	0	6	3	26	44	100.0%▼	50.0%▼	69.2%▲
Sex Offenses, Forcible	4	5	27	21	123	109	25.0%▲	22.2%▼	11.4%▼
<b>Property</b>	<b>250</b>	<b>202</b>	<b>1065</b>	<b>918</b>	<b>5148</b>	<b>4397</b>	19.2%▼	13.8%▼	14.6%▼
Arson	4	0	6	2	30	29	100.0%▼	66.7%▼	3.3%▼
Burglary/Breaking and Entering	20	21	91	97	443	429	5.0%▲	6.6%▲	3.2%▼
Counterfeiting/Forgery	0	1	1	3	19	16	NC	200.0%▲	15.8%▼
Destruction/Damage/Vandalism of Property	73	62	297	269	1386	1248	15.1%▼	9.4%▼	10.0%▼
Fraud	9	9	39	50	207	212	0.0%	28.2%▲	2.4%▲
Larceny/Theft	100	61	458	305	2247	1739	39.0%▼	33.4%▼	22.6%▼
Motor Vehicle Theft	34	39	131	145	624	528	14.7%▲	10.7%▲	15.4%▼
Robbery	8	5	25	25	95	95	37.5%▼	0.0%	0.0%
Stolen Property	1	2	11	12	67	63	100.0%▲	9.1%▲	6.0%▼
<b>Society</b>	<b>26</b>	<b>18</b>	<b>101</b>	<b>103</b>	<b>371</b>	<b>468</b>	30.8%▼	2.0%▲	26.1%▲
Drug/Narcotic	17	12	64	63	237	318	29.4%▼	1.6%▼	34.2%▲
Pornography/Obscene Material	0	0	0	4	10	8	0.0%	NC	20.0%▼
Prostitution	0	1	3	1	8	8	NC	66.7%▼	0.0%
Weapon Law Violations	9	5	34	35	116	134	44.4%▼	2.9%▲	15.5%▲
<b>Citywide Totals</b>	<b>351</b>	<b>297</b>	<b>1511</b>	<b>1325</b>	<b>6994</b>	<b>6326</b>	15.4%▼	12.3%▼	9.6%▼

NC = Noncalculable

## Last 7 Days

<p><b>Notes:</b></p> <ul style="list-style-type: none"> <li>There were no Homicide offense(s) during the last 7 days.</li> <li>77.8% (56/72) of the Assaults were coded Simple Assault.</li> <li>There were 51 DV-related offenses.</li> <li>76.5% (39/51) of the DV-related offenses were Persons.</li> <li>52.8% (38/72) of the Assaults were DV-related.</li> <li>DV-related Offenses: 46 ↗ 51</li> <li>There were no Gang-Related offense(s) during the last 7 days.</li> <li>Theft from Motor Vehicle: 33 ↘ 19</li> </ul>	<p><b>Top 5 Locations - Compared to last year</b></p> <ul style="list-style-type: none"> <li>4502 S Steele St: 8 ↘ 6</li> <li>1112 S M St: 0 ↗ 5</li> <li>4724 S Adams St: 0 ↗ 5</li> <li>4602 45th Ave Ne: 0 ↗ 4</li> <li>5102 S 58th St: 0 ↗ 4</li> <li>3202 S Mason Ave: 2 ↗ 4</li> <li>E I 5 Ramp &amp; E Portland Ave: 0 ↗ 4</li> </ul>	<p><b>Top 5 Offense Locations - Compared to last year</b></p> <ul style="list-style-type: none"> <li>Street/Right Of Way: 60 ↗ 66</li> <li>Parking Lot: 58 ↘ 47</li> <li>Apartment: 40 ↗ 46</li> <li>Single Family Residence: 62 ↘ 43</li> <li>Sidewalk: 3 ↗ 10</li> </ul>
--	--	--



# Sector 1 Weekly Briefing for 04 May 2026 to 10 May 2026

The data is not National Incident Based Reporting System (NIBRS) compliant. Do not compare the results with any report using that standard. The data is dynamic and is subject to change and/or revision. The number of distinct offenses listed on a report are counted. This does not represent reports or individuals. All data is compared to last year for the same number of days or date range. Small numbers may cause large percent increases and decreases. Beginning 1 October 2022, there was a change in how TPD reports certain Aggravated Assaults and Destruction offenses.

Offense Breakdown	7 Days		28 Days		Year to Date		7 Days	28 Days	YTD
	04-May-2025	04-May-2026	13-Apr-2025	13-Apr-2026	01-Jan-2025	01-Jan-2026			
	10-May-2025	10-May-2026	10-May-2025	10-May-2026	10-May-2025	10-May-2026			
<b>Persons</b>	<b>14</b>	<b>25</b>	<b>71</b>	<b>83</b>	<b>363</b>	<b>384</b>	<b>78.6%▲</b>	<b>16.9%▲</b>	<b>5.8%▲</b>
Assault	14	23	60	77	316	343	64.3%▲	28.3%▲	8.5%▲
Homicide (doesn't include Negligent/Justifiable)	0	0	0	1	4	3	0.0%	NC	25.0%▼
Kidnapping/Abduction	0	0	1	1	8	10	0.0%	0.0%	25.0%▲
Sex Offenses, Forcible	0	2	10	4	35	28	NC	60.0%▼	20.0%▼
<b>Property</b>	<b>99</b>	<b>38</b>	<b>374</b>	<b>221</b>	<b>1581</b>	<b>1201</b>	<b>61.6%▼</b>	<b>40.9%▼</b>	<b>24.0%▼</b>
Arson	3	0	5	1	11	14	100.0%▼	80.0%▼	27.3%▲
Burglary/Breaking and Entering	8	5	28	27	120	118	37.5%▼	3.6%▼	1.7%▼
Counterfeiting/Forgery	0	0	0	0	1	4	0.0%	0.0%	300.0%▲
Destruction/Damage/Vandalism of Property	38	14	129	72	534	368	63.2%▼	44.2%▼	31.1%▼
Fraud	3	0	16	10	53	44	100.0%▼	37.5%▼	17.0%▼
Larceny/Theft	29	9	136	65	599	428	69.0%▼	52.2%▼	28.5%▼
Motor Vehicle Theft	17	6	46	37	207	165	64.7%▼	19.6%▼	20.3%▼
Robbery	0	2	8	4	26	23	NC	50.0%▼	11.5%▼
Stolen Property	0	1	3	2	21	22	NC	33.3%▼	4.8%▲
<b>Society</b>	<b>6</b>	<b>5</b>	<b>27</b>	<b>32</b>	<b>76</b>	<b>148</b>	<b>16.7%▼</b>	<b>18.5%▲</b>	<b>94.7%▲</b>
Drug/Narcotic	3	3	12	23	40	115	0.0%	91.7%▲	187.5%▲
Pornography/Obscene Material	0	0	0	0	2	0	0.0%	0.0%	100.0%▼
Prostitution	0	1	3	1	4	4	NC	66.7%▼	0.0%
Weapon Law Violations	3	1	12	8	30	29	66.7%▼	33.3%▼	3.3%▼
<b>Sector Totals</b>	<b>119</b>	<b>68</b>	<b>472</b>	<b>336</b>	<b>2020</b>	<b>1733</b>	<b>42.9%▼</b>	<b>28.8%▼</b>	<b>14.2%▼</b>

NC = Noncalculable

## Last 7 Days

<p><b>Notes:</b></p> <ul style="list-style-type: none"> <li>There were no Homicide offense(s) during the last 7 days.</li> <li>87.0% (20/23) of the Assaults were coded Simple Assault.</li> <li>There were 15 DV-related offenses.</li> <li>73.3% (11/15) of the DV-related offenses were Persons.</li> <li>43.5% (10/23) of the Assaults were DV-related.</li> <li>DV-related Offenses: 12 ↗ 15</li> <li>There were no Gang-Related offense(s) during the last 7 days.</li> <li>Theft from Motor Vehicle: 16 ↘ 4</li> </ul>	<p><b>Top 5 Locations - Compared to last year</b></p> <ul style="list-style-type: none"> <li>1112 S M St: 0 ↗ 5</li> <li>E I 5 Ramp &amp; E Portland Ave: 0 ↗ 4</li> <li>4602 45th Ave Ne: 0 ↗ 4</li> <li>2501 Commerce St: 0 ↗ 3</li> <li>1801 S 15th St: 0 ↗ 3</li> </ul>	<p><b>Top 5 Offense Locations - Compared to last year</b></p> <ul style="list-style-type: none"> <li>Street/Right Of Way: 27 ↘ 23</li> <li>Parking Lot: 22 ↘ 10</li> <li>Apartment: 16 ↘ 10</li> <li>Sidewalk: 1 ↗ 5</li> <li>Single Family Residence: 9 ↘ 5</li> </ul>
---	---	---



# Sector 2 Weekly Briefing for 04 May 2026 to 10 May 2026

The data is not National Incident Based Reporting System (NIBRS) compliant. Do not compare the results with any report using that standard. The data is dynamic and is subject to change and/or revision. The number of distinct offenses listed on a report are counted. This does not represent reports or individuals. All data is compared to last year for the same number of days or date range. Small numbers may cause large percent increases and decreases. Beginning 1 October 2022, there was a change in how TPD reports certain Aggravated Assaults and Destruction offenses.

Offense Breakdown	7 Days		28 Days		Year to Date		7 Days	28 Days	YTD
	04-May-2025	04-May-2026	13-Apr-2025	13-Apr-2026	01-Jan-2025	01-Jan-2026			
	10-May-2025	10-May-2026	10-May-2025	10-May-2026	10-May-2025	10-May-2026			
<b>Persons</b>	<b>29</b>	<b>16</b>	<b>95</b>	<b>70</b>	<b>370</b>	<b>314</b>	44.8%▼	26.3%▼	15.1%▼
Assault	26	15	86	63	323	278	42.3%▼	26.7%▼	13.9%▼
Homicide (doesn't include Negligent/Justifiable)	0	0	2	0	3	2	0.0%	100.0%▼	33.3%▼
Kidnapping/Abduction	2	0	2	1	8	8	100.0%▼	50.0%▼	0.0%
Sex Offenses, Forcible	1	1	5	6	36	26	0.0%	20.0%▲	27.8%▼
<b>Property</b>	<b>51</b>	<b>54</b>	<b>240</b>	<b>260</b>	<b>1217</b>	<b>1193</b>	5.9%▲	8.3%▲	2.0%▼
Arson	0	0	0	1	4	8	0.0%	NC	100.0%▲
Burglary/Breaking and Entering	5	6	23	30	109	124	20.0%▲	30.4%▲	13.8%▲
Counterfeiting/Forgery	0	0	0	0	4	2	0.0%	0.0%	50.0%▼
Destruction/Damage/Vandalism of Property	17	19	63	80	322	355	11.8%▲	27.0%▲	10.2%▲
Fraud	2	2	6	15	50	61	0.0%	150.0%▲	22.0%▲
Larceny/Theft	18	17	108	89	537	478	5.6%▼	17.6%▼	11.0%▼
Motor Vehicle Theft	5	8	35	34	157	129	60.0%▲	2.9%▼	17.8%▼
Robbery	3	1	3	6	20	18	66.7%▼	100.0%▲	10.0%▼
Stolen Property	1	0	1	3	6	10	100.0%▼	200.0%▲	66.7%▲
<b>Society</b>	<b>1</b>	<b>2</b>	<b>8</b>	<b>15</b>	<b>33</b>	<b>44</b>	100.0%▲	87.5%▲	33.3%▲
Drug/Narcotic	0	1	3	4	11	19	NC	33.3%▲	72.7%▲
Pornography/Obscene Material	0	0	0	2	2	2	0.0%	NC	0.0%
Prostitution	0	0	0	0	0	0	0.0%	0.0%	0.0%
Weapon Law Violations	1	1	5	9	20	23	0.0%	80.0%▲	15.0%▲
<b>Sector Totals</b>	<b>81</b>	<b>72</b>	<b>343</b>	<b>345</b>	<b>1620</b>	<b>1551</b>	11.1%▼	0.6%▲	4.3%▼

NC = Noncalculable

## Last 7 Days

### Notes:

- There were no Homicide offense(s) during the last 7 days.
- 80.0% (12/15) of the Assaults were coded Simple Assault.
- There were 10 DV-related offenses.
- 70.0% (7/10) of the DV-related offenses were Persons.
- 46.7% (7/15) of the Assaults were DV-related.
- DV-related Offenses: 17 ↘ 10
- There were no Gang-Related offense(s) during the last 7 days.
- Theft from Motor Vehicle: 8 ↘ 6

### Top 5 Locations - Compared to last year

- 23 N Broadway: 0 ↗ 3
- 7014 6th Ave: 0 ↗ 3
- 1965 S Union Ave: 1 ↗ 3
- 317 Martin Luther King Jr Way: 0 ↗ 3
- 3843 6th Ave: 0 ↗ 2
- 8429 S 19th St: 0 ↗ 2
- 2603 6th Ave: 0 ↗ 2
- There were 9 additional locations with 2.

### Top 5 Offense Locations - Compared to last year

- Single Family Residence: 19 ↘ 14
- Parking Lot: 12 ↗ 13
- Street/Right Of Way: 9 ↗ 11
- Apartment: 6 ↗ 10
- Driveway: 0 ↗ 2
- Medical/Dental/Hospital: 3 ↘ 2
- Clothing Store: 0 ↗ 2
- There were 4 additional locations with 2.



# Sector 3 Weekly Briefing for 04 May 2026 to 10 May 2026

The data is not National Incident Based Reporting System (NIBRS) compliant. Do not compare the results with any report using that standard. The data is dynamic and is subject to change and/or revision. The number of distinct offenses listed on a report are counted. This does not represent reports or individuals. All data is compared to last year for the same number of days or date range. Small numbers may cause large percent increases and decreases. Beginning 1 October 2022, there was a change in how TPD reports certain Aggravated Assaults and Destruction offenses.

Offense Breakdown	7 Days		28 Days		Year to Date		7 Days	28 Days	YTD
	04-May-2025	04-May-2026	13-Apr-2025	13-Apr-2026	01-Jan-2025	01-Jan-2026			
	10-May-2025	10-May-2026	10-May-2025	10-May-2026	10-May-2025	10-May-2026			
<b>Persons</b>	<b>19</b>	<b>15</b>	<b>87</b>	<b>68</b>	<b>333</b>	<b>349</b>	21.1% ▼	21.8% ▼	4.8% ▲
Assault	16	13	74	62	299	303	18.8% ▼	16.2% ▼	1.3% ▲
Homicide <i>(doesn't include Negligent/Justifiable)</i>	0	0	0	0	0	1	0.0%	0.0%	NC
Kidnapping/Abduction	0	0	2	0	5	13	0.0%	100.0% ▼	160.0% ▲
Sex Offenses, Forcible	3	2	11	6	29	31	33.3% ▼	45.5% ▼	6.9% ▲
<b>Property</b>	<b>52</b>	<b>53</b>	<b>217</b>	<b>232</b>	<b>1232</b>	<b>991</b>	1.9% ▲	6.9% ▲	19.6% ▼
Arson	1	0	1	0	7	1	100.0% ▼	100.0% ▼	85.7% ▼
Burglary/Breaking and Entering	3	3	14	17	99	75	0.0%	21.4% ▲	24.2% ▼
Counterfeiting/Forgery	0	0	1	2	7	8	0.0%	100.0% ▲	14.3% ▲
Destruction/Damage/Vandalism of Property	11	13	50	56	278	240	18.2% ▲	12.0% ▲	13.7% ▼
Fraud	1	1	8	9	51	49	0.0%	12.5% ▲	3.9% ▼
Larceny/Theft	30	22	119	94	639	456	26.7% ▼	21.0% ▼	28.6% ▼
Motor Vehicle Theft	6	14	18	40	118	117	133.3% ▲	122.2% ▲	0.8% ▼
Robbery	0	0	4	6	16	25	0.0%	50.0% ▲	56.3% ▲
Stolen Property	0	0	0	4	11	12	0.0%	NC	9.1% ▲
<b>Society</b>	<b>7</b>	<b>1</b>	<b>17</b>	<b>16</b>	<b>90</b>	<b>116</b>	85.7% ▼	5.9% ▼	28.9% ▲
Drug/Narcotic	5	1	12	10	62	77	80.0% ▼	16.7% ▼	24.2% ▲
Pornography/Obscene Material	0	0	0	1	6	4	0.0%	NC	33.3% ▼
Prostitution	0	0	0	0	1	2	0.0%	0.0%	100.0% ▲
Weapon Law Violations	2	0	5	5	21	33	100.0% ▼	0.0%	57.1% ▲
<b>Sector Totals</b>	<b>78</b>	<b>69</b>	<b>321</b>	<b>316</b>	<b>1655</b>	<b>1456</b>	11.5% ▼	1.6% ▼	12.0% ▼

NC = Noncalculable

## Last 7 Days

<p><b>Notes:</b></p> <ul style="list-style-type: none"> <li>There were no Homicide offense(s) during the last 7 days.</li> <li>61.5% (8/13) of the Assaults were coded Simple Assault.</li> <li>There were 10 DV-related offenses.</li> <li>90.0% (9/10) of the DV-related offenses were Persons.</li> <li>69.2% (9/13) of the Assaults were DV-related.</li> <li>DV-related Offenses: 12 ↘ 10</li> <li>There were no Gang-Related offense(s) during the last 7 days.</li> <li>Theft from Motor Vehicle: 6 ↔ 6</li> </ul>	<p><b>Top 5 Locations - Compared to last year</b></p> <ul style="list-style-type: none"> <li>4502 S Steele St: 8 ↘ 6</li> <li>4724 S Adams St: 0 ↗ 5</li> <li>3202 S Mason Ave: 2 ↗ 4</li> <li>5102 S 58th St: 0 ↗ 4</li> <li>3018 S 43rd St: 0 ↗ 3</li> <li>1717 S 84th St: 0 ↗ 3</li> </ul>	<p><b>Top 5 Offense Locations - Compared to last year</b></p> <ul style="list-style-type: none"> <li>Parking Lot: 14 ↗ 17</li> <li>Apartment: 7 ↗ 13</li> <li>Street/Right Of Way: 10 ↔ 10</li> <li>Auto Related Business: 1 ↗ 8</li> <li>Single Family Residence: 16 ↘ 4</li> </ul>
---	---	--



# Sector 4 Weekly Briefing for 04 May 2026 to 10 May 2026

The data is not National Incident Based Reporting System (NIBRS) compliant. Do not compare the results with any report using that standard. The data is dynamic and is subject to change and/or revision. The number of distinct offenses listed on a report are counted. This does not represent reports or individuals. All data is compared to last year for the same number of days or date range. Small numbers may cause large percent increases and decreases. Beginning 1 October 2022, there was a change in how TPD reports certain Aggravated Assaults and Destruction offenses.

Offense Breakdown	7 Days		28 Days		Year to Date		7 Days	28 Days	YTD
	04-May-2025	04-May-2026	13-Apr-2025	13-Apr-2026	01-Jan-2025	01-Jan-2026			
	10-May-2025	10-May-2026	10-May-2025	10-May-2026	10-May-2025	10-May-2026			
<b>Persons</b>	<b>13</b>	<b>21</b>	<b>92</b>	<b>83</b>	<b>409</b>	<b>414</b>	<b>61.5%▲</b>	<b>9.8%▼</b>	<b>1.2%▲</b>
Assault	13	21	88	77	377	375	61.5%▲	12.5%▼	0.5%▼
Homicide (doesn't include Negligent/Justifiable)	0	0	2	0	4	2	0.0%	100.0%▼	50.0%▼
Kidnapping/Abduction	0	0	1	1	5	13	0.0%	0.0%	160.0%▲
Sex Offenses, Forcible	0	0	1	5	23	24	0.0%	400.0%▲	4.3%▲
<b>Property</b>	<b>48</b>	<b>57</b>	<b>234</b>	<b>205</b>	<b>1118</b>	<b>1012</b>	<b>18.8%▲</b>	<b>12.4%▼</b>	<b>9.5%▼</b>
Arson	0	0	0	0	8	6	0.0%	0.0%	25.0%▼
Burglary/Breaking and Entering	4	7	26	23	115	112	75.0%▲	11.5%▼	2.6%▼
Counterfeiting/Forgery	0	1	0	1	7	2	NC	NC	71.4%▼
Destruction/Damage/Vandalism of Property	7	16	55	61	252	285	128.6%▲	10.9%▲	13.1%▲
Fraud	3	6	9	16	53	58	100.0%▲	77.8%▲	9.4%▲
Larceny/Theft	23	13	95	57	472	377	43.5%▼	40.0%▼	20.1%▼
Motor Vehicle Theft	6	11	32	34	142	117	83.3%▲	6.3%▲	17.6%▼
Robbery	5	2	10	9	33	29	60.0%▼	10.0%▼	12.1%▼
Stolen Property	0	1	7	3	29	19	NC	57.1%▼	34.5%▼
<b>Society</b>	<b>12</b>	<b>10</b>	<b>49</b>	<b>40</b>	<b>172</b>	<b>160</b>	<b>16.7%▼</b>	<b>18.4%▼</b>	<b>7.0%▼</b>
Drug/Narcotic	9	7	37	26	124	107	22.2%▼	29.7%▼	13.7%▼
Pornography/Obscene Material	0	0	0	1	0	2	0.0%	NC	NC
Prostitution	0	0	0	0	3	2	0.0%	0.0%	33.3%▼
Weapon Law Violations	3	3	12	13	45	49	0.0%	8.3%▲	8.9%▲
<b>Sector Totals</b>	<b>73</b>	<b>88</b>	<b>375</b>	<b>328</b>	<b>1699</b>	<b>1586</b>	<b>20.5%▲</b>	<b>12.5%▼</b>	<b>6.7%▼</b>

NC = Noncalculable

## Last 7 Days

<p><b>Notes:</b></p> <ul style="list-style-type: none"> <li>There were no Homicide offense(s) during the last 7 days.</li> <li>76.2% (16/21) of the Assaults were coded Simple Assault.</li> <li>There were 16 DV-related offenses.</li> <li>75.0% (12/16) of the DV-related offenses were Persons.</li> <li>57.1% (12/21) of the Assaults were DV-related.</li> <li>DV-related Offenses: 5 ↗ 16</li> <li>There were no Gang-Related offense(s) during the last 7 days.</li> <li>Theft from Motor Vehicle: 3 ↔ 3</li> </ul>	<p><b>Top 5 Locations - Compared to last year</b></p> <ul style="list-style-type: none"> <li>1742 E 38th St: 0 ↗ 3</li> <li>7235 Pacific Ave: 1 ↗ 3</li> <li>1401 E 72nd St: 0 ↗ 3</li> <li>4502 Pacific Ave: 0 ↗ 3</li> <li>Pacific Ave &amp; S 94th St: 0 ↗ 2</li> <li>5001 E L St: 0 ↗ 2</li> <li>3628 E Portland Ave: 0 ↗ 2</li> <li>There were 13 additional locations with 2.</li> </ul>	<p><b>Top 5 Offense Locations - Compared to last year</b></p> <ul style="list-style-type: none"> <li>Street/Right Of Way: 14 ↗ 22</li> <li>Single Family Residence: 18 ↗ 20</li> <li>Apartment: 11 ↗ 13</li> <li>Parking Lot: 10 ↘ 7</li> <li>Sidewalk: 1 ↗ 3</li> <li>Grocery Store: 3 ↔ 3</li> <li>Driveway: 0 ↗ 3</li> <li>Automatic Teller Machine: 0 ↗ 3</li> </ul>
---	--	--

Date	Meeting	Subject	Department	Background
May 19, 2026	Study Session (Hybrid Council Chambers / Dial-in 12:00 p.m.)	City Manager Work Plan	City Manager KIM	
		Alternative Response Program Update	Allyson Griffith	Staff will provide an update on the Alternative Response Program.
		2026 Amendment to the One Tacoma Comprehensive Plan and Land Use Regulatory Code Public Hearing Prep	Planning and Development Services - Stephen Atkinson, Interim Long Range Planning Assistant Division Manager	Staff will provide information in preparation for a public hearing scheduled for the City Council meeting on May 19, 2026, pertaining to the 2026 Amendment to the One Tacoma Comprehensive Plan and Land Use Regulatory Code.
	City Council Meeting (hybrid Council Chambers /dial-in 5:00 PM)	Other Items of Interest - Community Forum	Mayor Ibsen	
May 26, 2026	Cancelled Cancelled			
June 2, 2026	Joint City Council / Tacoma Public Utilities Study Session (Hybrid Council Chambers / Dial-in 12:00 p.m.)	Bond Issuance Training	Finance - Michael San Soucie	
	City Council Meeting (hybrid Council Chambers /dial-in 5:00 PM)			
June 9, 2026	Study Session (Hybrid Council Chambers / Dail-in 12:00 p.m.)			
	City Council Meeting (hybrid Council Chambers /dial-in 5:00 PM)			

**Community Vitality and Safety Committee**

<b>Community Vitality and Safety Committee</b>			
<b>Members</b> (Chair) CM Rumbaugh, (Vice Chair) CM Scott; CM Palmer, and CM Walker; Alternate: CM Diaz <b>Staff</b> Executive Liaison: Toni Esparza Coordinator: Arsenio Roddy-Little		<b>Meetings</b> 2nd and 4th Thursdays 4:30pm Zoom and TMB 248	<b>CBC Assignments</b> <ul style="list-style-type: none"> <li>• Commission on Disabilities • Commission on Immigrant &amp; Refugee Affairs</li> <li>• Community Redevelopment Authority</li> <li>• Community's Police Advisory Committee • Housing Authority</li> <li>• Human Rights Commission • Human Services Commission</li> <li>• Public Library Board</li> </ul>
<b>Date</b>	<b>Topic</b>	<b>Presenter(s)</b>	<b>Description</b>
May 14	International Property Maintenance Code (IPMC) follow up	Mindee Weber, Planning and Development Services	Planning and Development Services will return to the Community Vitality and Safety Committee to continue discussion of the City's property maintenance enforcement modernization project, including technology improvements and potential updates to the enforcement framework. Staff will seek policy direction on enforcement posture, including compliance timelines, penalty structure, and escalation for repeat violations.
May 28	Improving Outcomes with Court-Appointed Advocates	Council Member Sarah Rumbaugh and Nancy Shattuck, MPA. Empowering Voices Today	An in depth look at how court-appointed advocates improve outcomes for victims in domestic violence cases.
June 11	Tentative: Juvenile Justice		

**Economic Development Committee**

<b>Members</b> (Chair) CM Diaz, (Vice Chair) DM Bushnell, CM Palmer, and CM Scott; Alternate: CM Rumbaugh <b>Staff</b> Executive Liaison: Debbie Bingham; Coordinator: Anna Le		<b>Meetings</b> 2nd, 4th, and 5th Tuesdays 10:00am Zoom and TMB 248	<b>CBC Assignments</b> • Arts Commission • City Events and Recognition Committee • Equity in Contracting Advisory Committee • Convention Center Public Facilities District • Tacoma Creates Advisory Board
<b>Date</b>	<b>Topic</b>	<b>Presenter(s)</b>	<b>Description</b>
May 26	Canceled	--	--
June 9	City Events and Recognitions Committee Interviews	Nicole Emery, City Clerk	The Committee will conduct interviews to fill seats on the City Events and Recognitions Committee.
June 23	Economic Development Board Update	Debbie Bingham, Interim Director, Community and Economic Development; Michael Catsi, President-CEO, Economic Development Board	This presentation will provide an overview of the Economic Development Board's (EDB's) mission, core functions, and role in supporting business growth and regional competitiveness. It will also highlight key performance metrics and outcomes that demonstrate EDB's impact on economic vitality and job creation.

**Government Performance and Finance Committee**

<b>Members</b> (Chair) CM Hines, (Vice Chair) DM Bushnell, CM Sadalge, and CM Rumbaugh; Alternate: CM Walker <b>Staff</b> Executive Liaison: Andy Cherullo; Coordinator: Chantra Real		<b>Meetings</b> 1st and 3rd Tuesdays 10:00am Zoom and TMB 248	<b>CBC Assignments</b> • Audit Advisory Board • Board of Ethics • Civil Service Board • Public Utility Board
<b>Date</b>	<b>Topic</b>	<b>Presenter(s)</b>	<b>Description</b>
May 19	Public Utility Board (PUB) Interviews	Nicole Emery, City Clerk	Interviews to fill vacancies on the Public Utility Board.
	Small Works Roster	Tad Carlson, Financial Services Manager	Staff from Purchasing will present a proposed code change to allow use of the statewide small works roster now administered by the Municipal Research & Services Center (MRSC).
	Job Order Contracting (JOC)	Tad Carlson, Financial Services Manager	Staff from Purchasing will present on an alternative method for public works contracting using a Job Order Contracting (JOC) program.
June 2	To be Determined		

**Infrastructure, Planning, and Sustainability Committee**

<b>Members</b> (Chair) CM Walker, (Vice Chair) CM Sadalge, CM Diaz, and CM Hines; Alternate: DM Bushnell <b>Staff</b> Executive Liaison: Ramiro Chavez; Coordinator: Anna Le		<b>Meetings</b> 2nd and 4th Wednesdays 4:30pm Zoom and TMB 248	<b>CBC Assignments</b> <ul style="list-style-type: none"> <li>• Climate and Sustainability Commission</li> <li>• Landmarks Preservation Commission • Planning Commission</li> <li>• Transportation Commission • Urban Design Board</li> </ul>
<b>Date</b>	<b>Topic</b>	<b>Presenter(s)</b>	<b>Description</b>
June 10	Planning Commission Interviews	Nicole Emery, City Clerk	The Committee will conduct interviews to fill seats on the Commission.
	Parking Citation Fine Structure and Adjudication Process	Eric Huseby, Assistant Division Manager, Public Works	Staff will present on recent work establish a new framework for parking citations rates and outline improvements being considered to the citation adjudication process.
	Local Jurisdictional Conferral for Proposed Gault Property Acquisition	Terry Jungman, District-Wide Capital Improvement Program Manager, Parks Tacoma	Parks Tacoma has submitted a grant application to the Washington Wildlife and Recreation Program's Local Parks category through the Washington State Recreation and Conservation Office (RCO). The grant would help fund the purchase of the Gault property from the Tacoma School District. The Gault property is approximately 3.4 acres and is located at 3537 E L Street, Tacoma, WA 98404. RCO policy requires applicants to confer with the city that has jurisdiction over the project area.
June 24	Tree and Landscaping Code Update	Adam Nolan, Senior Planner, Planning and Development Services; Claire Mardian, Consultant, Mithun	Staff will provide an update on the Tree/Landscaping Code Amendments, with a focus on the draft code options being considered for release as part of the Planning Commission's public hearing process.
	South Tacoma Tree Canopy Enhancement	Mike Carey, Urban Forestry Program Manager, Environmental Services	The City of Tacoma has partnered with the Washington Department of Ecology to strategize green infrastructure investments in the South Tacoma Neighborhood. This presentation will provide an overview of the scope of work with the City and Ecology, including anticipated investments, programs, and projects to increase tree canopy.
	NPDES/EPA Permit on Tribal Land & Stormwater Comprehensive Plan	Shauna Hansen, Stormwater Management Program and Permit Coordinator; Brandi Wallace Lubliner, Principal Engineer; Dana de Leon, Assistant Division Manager, Environmental Services	The EPA is issuing a new, municipal separate storm sewer system (MS4) Permit to City stormwater discharges to tribal waters, adding 18 identified outfalls in Tacoma to the existing citywide Department of Ecology MS4 Permit. Staff will explain the new permit's similarities, differences, and City compliance efforts. Staff will also provide an update on the Stormwater Comprehensive Plan.

**Operational Strategy and Administrative Committee**

<b>Committee Members</b> (Chair) Anders Ibsen, CM Bushnell, CM Scott, and CM Walker Alternate: CM Hines Executive Liaison: Ben Thurgood		2nd and 4th Fridays of the month 10:30am Zoom and TMB 243	<b>CBC Assignments</b> • Comission on Elected Salaries
<b>Date</b>	<b>Topic(s)</b>	<b>Presenter(s)</b>	<b>Description</b>
May 22, 2026	Role of the Deputy Mayor		
	Council Staffing	Ben Thurgood	
June 12, 2026	Council Rules (including Community Forum)		**4/21 Study Session - Community Forum with Council Rules in the "next month or two."