



WEEKLY REPORT TO THE CITY COUNCIL

September 11, 2025

Members of the City Council
City of Tacoma, Washington

Dear Mayor and Council Members:

ITEMS OF INTEREST

1. On October 7, 2025, the City Council will hold a public hearing on the Planning Commission's recommended amendments to the Tacoma Municipal Code relating to historic preservation. Proposed changes include amendments to the nomination process and criteria for local historic districts and individual City Landmarks, reduced design review requirements within residential historic districts, the creation of a new Community Heritage Register, and expansion of certain historic property tax incentives. **The amendment text and recommendations can be viewed at www.tacoma.gov/project/historic-preservation-code-update. For more information, please contact Historic Preservation Officer Reuben McKnight at 253-591-5220 or rmcknigh@tacoma.gov.**
2. Tacoma Interim Police Chief Jackson provides the attached **Weekly Crime Report**.
3. Please see the attached City of Tacoma **Weekly Meeting Schedule**.
4. City Manager's Office Constituent Relations Analyst Karyssa Mathison provides the attached **Constituent Intake Report**.
5. City-funded Temporary and Emergency Shelter Performance: The City posts weekly information about its Temporary and Emergency Shelter locations including current census, number of available beds, and exits to housing. **This information can be found at: <https://cms.tacoma.gov/ncs/weeklydataupdate.pdf> and is updated weekly.**

Pierce County Human Services also uses the Homeless Management Information System to report daily availability throughout Pierce County. This information can be found at: <https://www.piercecountywa.gov/8220/Homeless-Emergency-Shelter-Availability> and shows the available beds open at shelters and is updated Monday - Friday by 10:00 a.m.
6. **Encampment Outreach**: For the week of **September 2 - 5, 2025**, the HEAL team visited **8 locations**. This resulted in **19 (12 new, and 7 repeat)** individuals contacted and referred to community services. This information can be found at: [HEAL Team Engagement Dashboard | Tacoma Open Data](#).

7. Amy Clancy, Media and Communications Director shares the “**Good News**” below.

- What a great crowd at the J Street Bicycle Boulevard family bike ride and ribbon-cutting celebration! This project improves safety for those who bike, walk, and roll - and makes for a more connected City. Check out some highlights from the event and learn more about the project in this Tacoma Report.
<https://www.facebook.com/share/v/17NYc8AMAU/>
- Buy, sell, and trade your boating and fishing gear at the [Parks Tacoma](#) Point Defiance Marina Boathouse Swap Meet on September 27, 2025. There is a \$25 registration fee for vendors, and admission is free for the public! The event runs from 9 a.m. – 3 p.m. More information can be found at: [Point Defiance Marina Fall Swap Meet - Parks Tacoma](#).
- Your Street Initiative dollars at work! Paving is underway on North Tyler Street from North 11th to North 24th Streets!
 - Complete: The stretch between North 11th and North 18th
 - In Progress: North 18th to North 24th

The City has paved over 5,600 residential blocks across Tacoma through the Public Works Residential Restoration Program and we’re on pace to surpass 6,000 blocks thanks to your Streets Initiative I dollars. See more information about Tacoma Streets Initiative, including completed, active, and planned projects in your neighborhood at: tacomastreetinitiative.org.

- Council Members Kristina Walker and Sarah Rumbaugh recently checked out some traffic signal and crosswalk upgrades at South C Street and South 21st Street in downtown Tacoma. These upgrades improve safety and access to the University of Washington Tacoma and are primarily funded by a Highway Safety Improvement Program (HSIP) federal grant. A 10% local match makes projects like this more likely to receive HSIP grants, and that’s where your Streets Initiative I dollars come in!
- Tacoma Reads, The City of Tacoma’s annual collaboration between the Mayor’s Office and [Tacoma Public Library](#), is underway! Check out the book titles and events happening now until the finale event on October 16, 2025, at: tacomalibrary.org/tacomareads.
- September is National Preparedness Month. Preparing your family and your home for emergencies like home fires, power outages, and local flooding will help you prepare for disasters like wildfires, flash flooding, and more. Think about what you’ll need and how the people in your social circles can help each other. A great place to start is to know the risks where you live, work, and play. Then, make a plan, and build an emergency supply kit to keep yourself and those you love safe and comfortable during and after a disaster.

STUDY SESSION / WORK SESSION

8. **The City Council Study Session of Tuesday, September 16, 2025, will be conducted as a hybrid meeting.** This meeting can be attended in-person at the Tacoma Municipal Building, Council Chambers, located at 747 Market Street on the 1st floor or be heard by dialing (253) 215 – 8782 or through Zoom at: www.zoom.us/j/89496171192 and entering the meeting ID 894 9617 1192; passcode 89659 when prompted. This meeting will be broadcast on TV Tacoma.

The City Council Study Session discussion items will include; (1) **Other Items of Interest: Council Consideration Request – An Ordinance to Amend Tacoma Municipal Code Chapter 6A.110 Regarding Property Tax Exemptions for Multi-Family Housing;** (2) **Committee Reports;** (3) **Agenda Review and City Manager’s Weekly Report;** (4) **Executive Session – Pending & Potential Litigation and Closed Session.**

Under other items of interest, the following item will be discussed:

- Council Consideration Request: **An Ordinance to Amend Tacoma Municipal Code Chapter 6A.110 Regarding Property Tax Exemptions for Multi-Family Housing** [Council Member Hines]

9. The updated **Tentative City Council Forecast and Consolidated Standing Committee Calendars** are attached for your information.

MARK YOUR CALENDARS

10. You are invited to the below event:

- Town Hall with Council Member John Hines: Saturday, September 20, 2025, 10:00 a.m. – 11:30 a.m., Tacoma Community College, Center for Innovative Learning and Engagement (Building 10), 6501 South 19th Street, Tacoma, WA 98466.
Come spend the morning with District 1 Council Member John Hines and learn about the City’s work to clean up our streets and keep Tacoma beautiful! Council Member Hines and Environmental Services staff will share the latest updates on their efforts to address litter, trash, graffiti, and much more. We hope you will join in this conversation and share your questions and concerns. This event is free and open to the public. All are welcome to attend. Food and drinks will be served.

Sincerely,



Hyun Kim
Interim City Manager

HK: ram



Citywide Weekly Briefing for 01 September 2025 to 07 September 2025

The data is not National Incident Based Reporting System (NIBRS) compliant. Do not compare the results with any report using that standard. The data is dynamic and is subject to change and/or revision. The number of distinct offenses listed on a report are counted. This does not represent reports or individuals. All data is compared to last year for the same number of days or date range. Small numbers may cause large percent increases and decreases. Beginning 1 October 2022, there was a change in how TPD reports certain Aggravated Assaults and Destruction offenses.

Offense Breakdown	7 Days		28 Days		Year to Date		7 Days	28 Days	YTD
	01-Sep-2024	01-Sep-2025	11-Aug-2024	11-Aug-2025	01-Jan-2024	01-Jan-2025			
	07-Sep-2024	07-Sep-2025	07-Sep-2024	07-Sep-2025	07-Sep-2024	07-Sep-2025			
Persons	106	87	378	346	3028	2906	17.9%▼	8.5%▼	4.0%▼
Assault	93	82	336	317	2738	2630	11.8%▼	5.7%▼	3.9%▼
Homicide (doesn't include Negligent/Justifiable)	0	0	1	0	15	16	0.0%	100.0%▼	6.7%▲
Kidnapping/Abduction	1	3	13	15	73	59	200.0%▲	15.4%▲	19.2%▼
Sex Offenses, Forcible	12	2	28	14	200	201	83.3%▼	50.0%▼	0.5%▲
Property	445	230	1611	1091	13893	9870	48.3%▼	32.3%▼	29.0%▼
Arson	2	2	11	10	90	74	0.0%	9.1%▼	17.8%▼
Burglary/Breaking and Entering	29	17	125	79	1057	836	41.4%▼	36.8%▼	20.9%▼
Counterfeiting/Forgery	0	2	1	3	45	31	NC	200.0%▲	31.1%▼
Destruction/Damage/Vandalism of Property	102	59	426	281	3768	2699	42.2%▼	34.0%▼	28.4%▼
Fraud	20	14	67	44	443	370	30.0%▼	34.3%▼	16.5%▼
Larceny/Theft	189	80	679	404	5693	4138	57.7%▼	40.5%▼	27.3%▼
Motor Vehicle Theft	83	35	231	196	2221	1294	57.8%▼	15.2%▼	41.7%▼
Robbery	8	12	40	43	303	228	50.0%▲	7.5%▲	24.8%▼
Stolen Property	8	7	22	23	227	144	12.5%▼	4.5%▲	36.6%▼
Society	25	21	66	81	457	698	16.0%▼	22.7%▲	52.7%▲
Drug/Narcotic	15	14	31	51	254	457	6.7%▼	64.5%▲	79.9%▲
Pornography/Obscene Material	0	1	1	2	11	22	NC	100.0%▲	100.0%▲
Prostitution	0	0	2	3	4	11	0.0%	50.0%▲	175.0%▲
Weapon Law Violations	10	6	32	25	188	208	40.0%▼	21.9%▼	10.6%▲
Citywide Totals	576	338	2055	1518	17378	13474	41.3%▼	26.1%▼	22.5%▼

NC = Noncalculable

Last 7 Days

Notes:

- There were no Homicide offense(s) during the last 7 days.
- 65.9% (54/82) of the Assaults were coded Simple Assault.
- There were 55 DV-related offenses.
- 56.4% (31/55) of the DV-related offenses were Persons.
- 34.1% (28/82) of the Assaults were DV-related.
- DV-related Offenses: 58 ≥ 55
- There were no Gang-Related offense(s) during the last 7 days.
- Theft from Motor Vehicle: 75 ≥ 23

Top 5 Locations - Compared to last year

- 4502 S Steele St: 13 ≥ 10
- 1302 S 38th St: 0 ≥ 5
- 4302 Center St: 3 ≥ 5
- 930 Tacoma Ave S: 0 ≥ 4
- 3737 Pacific Ave: 3 ≥ 4

Top 5 Offense Locations - Compared to last year

- Street/Right Of Way: 98 ≥ 67
- Single Family Residence: 92 ≥ 58
- Apartment: 71 ≥ 50
- Parking Lot: 109 ≥ 33
- Driveway: 10 ≥ 15



Sector 1 Weekly Briefing for 01 September 2025 to 07 September 2025

The data is not National Incident Based Reporting System (NIBRS) compliant. Do not compare the results with any report using that standard. The data is dynamic and is subject to change and/or revision. The number of distinct offenses listed on a report are counted. This does not represent reports or individuals. All data is compared to last year for the same number of days or date range. Small numbers may cause large percent increases and decreases. Beginning 1 October 2022, there was a change in how TPD reports certain Aggravated Assaults and Destruction offenses.

Offense Breakdown	7 Days		28 Days		Year to Date		7 Days	28 Days	YTD
	01-Sep-2024	01-Sep-2025	11-Aug-2024	11-Aug-2025	01-Jan-2024	01-Jan-2025			
	07-Sep-2024	07-Sep-2025	07-Sep-2024	07-Sep-2025	07-Sep-2024	07-Sep-2025			
Persons	28	19	106	103	780	739	32.1%▼	2.8%▼	5.3%▼
Assault	25	18	92	95	694	654	28.0%▼	3.3%▲	5.8%▼
Homicide (doesn't include Negligent/Justifiable)	0	0	1	0	5	4	0.0%	100.0%▼	20.0%▼
Kidnapping/Abduction	0	0	3	5	24	16	0.0%	66.7%▲	33.3%▼
Sex Offenses, Forcible	3	1	10	3	57	65	66.7%▼	70.0%▼	14.0%▲
Property	139	63	486	288	3830	2935	54.7%▼	40.7%▼	23.4%▼
Arson	0	0	5	2	45	22	0.0%	60.0%▼	51.1%▼
Burglary/Breaking and Entering	6	8	32	35	297	259	33.3%▲	9.4%▲	12.8%▼
Counterfeiting/Forgery	0	0	0	1	3	3	0.0%	NC	0.0%
Destruction/Damage/Vandalism of Property	43	19	174	89	1323	961	55.8%▼	48.9%▼	27.4%▼
Fraud	4	3	8	11	62	91	25.0%▼	37.5%▲	46.8%▲
Larceny/Theft	52	20	194	89	1446	1098	61.5%▼	54.1%▼	24.1%▼
Motor Vehicle Theft	25	9	51	42	531	381	64.0%▼	17.6%▼	28.2%▼
Robbery	3	1	14	13	75	66	66.7%▼	7.1%▼	12.0%▼
Stolen Property	3	2	4	5	37	41	33.3%▼	25.0%▲	10.8%▲
Society	5	4	11	19	103	160	20.0%▼	72.7%▲	55.3%▲
Drug/Narcotic	3	3	5	15	58	105	0.0%	200.0%▲	81.0%▲
Pornography/Obscene Material	0	0	0	0	3	3	0.0%	0.0%	0.0%
Prostitution	0	0	0	1	1	5	0.0%	NC	400.0%▲
Weapon Law Violations	2	1	6	3	41	47	50.0%▼	50.0%▼	14.6%▲
Sector Totals	172	86	603	410	4713	3834	50.0%▼	32.0%▼	18.7%▼

NC = Noncalculable

Last 7 Days

Notes:

- There were no Homicide offense(s) during the last 7 days.
- 66.7% (12/18) of the Assaults were coded Simple Assault.
- There were 11 DV-related offenses.
- 45.5% (5/11) of the DV-related offenses were Persons.
- 27.8% (5/18) of the Assaults were DV-related.
- DV-related Offenses: 9 ↗ 11
- There were no Gang-Related offense(s) during the last 7 days.
- Theft from Motor Vehicle: 37 ↘ 6

Top 5 Locations - Compared to last year

- 930 Tacoma Ave S: 0 ↗ 4
- 824 Martin Luther King Jr Way: 0 ↗ 3
- 1602 Martin Luther King Jr Way: 0 ↗ 3
- 565 Broadway: 2 ↗ 3
- 776 Commerce St: 1 ↗ 3

Top 5 Offense Locations - Compared to last year

- Apartment: 21 ↗ 24
- Street/Right Of Way: 36 ↘ 18
- Parking Lot: 38 ↘ 6
- Single Family Residence: 14 ↘ 5
- Government Office: 0 ↗ 5



Sector 2 Weekly Briefing for 01 September 2025 to 07 September 2025

The data is not National Incident Based Reporting System (NIBRS) compliant. Do not compare the results with any report using that standard. The data is dynamic and is subject to change and/or revision. The number of distinct offenses listed on a report are counted. This does not represent reports or individuals. All data is compared to last year for the same number of days or date range. Small numbers may cause large percent increases and decreases. Beginning 1 October 2022, there was a change in how TPD reports certain Aggravated Assaults and Destruction offenses.

Offense Breakdown	7 Days		28 Days		Year to Date		7 Days	28 Days	YTD
	01-Sep-2024	01-Sep-2025	11-Aug-2024	11-Aug-2025	01-Jan-2024	01-Jan-2025			
	07-Sep-2024	07-Sep-2025	07-Sep-2024	07-Sep-2025	07-Sep-2024	07-Sep-2025			
Persons	33	23	96	63	760	669	30.3%▼	34.4%▼	12.0%▼
Assault	31	22	88	58	677	602	29.0%▼	34.1%▼	11.1%▼
Homicide (doesn't include Negligent/Justifiable)	0	0	0	0	2	4	0.0%	0.0%	100.0%▲
Kidnapping/Abduction	0	0	3	2	21	10	0.0%	33.3%▼	52.4%▼
Sex Offenses, Forcible	2	1	5	3	59	53	50.0%▼	40.0%▼	10.2%▼
Property	119	48	437	279	3761	2453	59.7%▼	36.2%▼	34.8%▼
Arson	0	0	3	2	14	12	0.0%	33.3%▼	14.3%▼
Burglary/Breaking and Entering	3	5	20	12	237	182	66.7%▲	40.0%▼	23.2%▼
Counterfeiting/Forgery	0	0	0	0	16	5	0.0%	0.0%	68.8%▼
Destruction/Damage/Vandalism of Property	23	12	111	82	1011	695	47.8%▼	26.1%▼	31.3%▼
Fraud	5	7	26	13	155	96	40.0%▲	50.0%▼	38.1%▼
Larceny/Theft	52	17	168	99	1607	1039	67.3%▼	41.1%▼	35.3%▼
Motor Vehicle Theft	32	6	94	62	622	351	81.3%▼	34.0%▼	43.6%▼
Robbery	2	1	9	5	61	44	50.0%▼	44.4%▼	27.9%▼
Stolen Property	1	0	3	3	26	16	100.0%▼	0.0%	38.5%▼
Society	4	1	14	4	70	49	75.0%▼	71.4%▼	30.0%▼
Drug/Narcotic	1	0	6	0	39	16	100.0%▼	100.0%▼	59.0%▼
Pornography/Obscene Material	0	0	0	0	1	2	0.0%	0.0%	100.0%▲
Prostitution	0	0	0	0	0	0	0.0%	0.0%	0.0%
Weapon Law Violations	3	1	8	4	30	31	66.7%▼	50.0%▼	3.3%▲
Sector Totals	156	72	547	346	4591	3171	53.8%▼	36.7%▼	30.9%▼

NC = Noncalculable

Last 7 Days

Notes:

- There were no Homicide offense(s) during the last 7 days.
- 72.7% (16/22) of the Assaults were coded Simple Assault.
- There were 14 DV-related offenses.
- 57.1% (8/14) of the DV-related offenses were Persons.
- 36.4% (8/22) of the Assaults were DV-related.
- DV-related Offenses: 13 ↗ 14
- There were no Gang-Related offense(s) during the last 7 days.
- Theft from Motor Vehicle: 19 ↘ 5

Top 5 Locations - Compared to last year

- 315 Martin Luther King Jr Way: 0 ↗ 3
- 6925 N 27th St: 0 ↗ 2
- 2637 N Pearl St: 1 ↗ 2
- 613 N Fife St: 0 ↗ 2
- 615 S 7th St: 0 ↗ 2
- 1131 Lenore Dr: 0 ↗ 2
- 1109 N L St: 0 ↗ 2
- There were 6 additional locations with 2.

Top 5 Offense Locations - Compared to last year

- Single Family Residence: 27 ↘ 16
- Street/Right Of Way: 24 ↘ 10
- Apartment: 28 ↘ 9
- Parking Lot: 19 ↘ 7
- Medical/Dental/Hospital: 1 ↗ 6



Sector 3 Weekly Briefing for 01 September 2025 to 07 September 2025

The data is not National Incident Based Reporting System (NIBRS) compliant. Do not compare the results with any report using that standard. The data is dynamic and is subject to change and/or revision. The number of distinct offenses listed on a report are counted. This does not represent reports or individuals. All data is compared to last year for the same number of days or date range. Small numbers may cause large percent increases and decreases. Beginning 1 October 2022, there was a change in how TPD reports certain Aggravated Assaults and Destruction offenses.

Offense Breakdown	7 Days		28 Days		Year to Date		7 Days	28 Days	YTD
	01-Sep-2024	01-Sep-2025	11-Aug-2024	11-Aug-2025	01-Jan-2024	01-Jan-2025			
	07-Sep-2024	07-Sep-2025	07-Sep-2024	07-Sep-2025	07-Sep-2024	07-Sep-2025			
Persons	25	23	73	85	673	694	8.0%▼	16.4%▲	3.1%▲
Assault	20	21	62	75	621	630	5.0%▲	21.0%▲	1.4%▲
Homicide (doesn't include Negligent/Justifiable)	0	0	0	0	1	1	0.0%	0.0%	0.0%
Kidnapping/Abduction	1	2	3	4	12	15	100.0%▲	33.3%▲	25.0%▲
Sex Offenses, Forcible	4	0	8	6	38	48	100.0%▼	25.0%▼	26.3%▲
Property	100	49	366	264	3388	2303	51.0%▼	27.9%▼	32.0%▼
Arson	0	0	0	2	15	14	0.0%	NC	6.7%▼
Burglary/Breaking and Entering	7	2	34	13	270	170	71.4%▼	61.8%▼	37.0%▼
Counterfeiting/Forgery	0	1	0	1	13	14	NC	NC	7.7%▲
Destruction/Damage/Vandalism of Property	18	15	70	58	756	555	16.7%▼	17.1%▼	26.6%▼
Fraud	3	1	16	11	118	91	66.7%▼	31.3%▼	22.9%▼
Larceny/Theft	53	19	183	129	1522	1135	64.2%▼	29.5%▼	25.4%▼
Motor Vehicle Theft	14	5	44	33	528	239	64.3%▼	25.0%▼	54.7%▼
Robbery	2	3	9	8	77	43	50.0%▲	11.1%▼	44.2%▼
Stolen Property	3	3	9	5	77	26	0.0%	44.4%▼	66.2%▼
Society	4	10	14	29	131	181	150.0%▲	107.1%▲	38.2%▲
Drug/Narcotic	3	7	7	17	77	115	133.3%▲	142.9%▲	49.4%▲
Pornography/Obscene Material	0	1	1	2	4	17	NC	100.0%▲	325.0%▲
Prostitution	0	0	0	2	0	3	0.0%	NC	NC
Weapon Law Violations	1	2	6	8	50	46	100.0%▲	33.3%▲	8.0%▼
Sector Totals	129	82	453	378	4192	3178	36.4%▼	16.6%▼	24.2%▼

NC = Noncalculable

Last 7 Days

Notes:

- There were no Homicide offense(s) during the last 7 days.
- 71.4% (15/21) of the Assaults were coded Simple Assault.
- There were 18 DV-related offenses.
- 61.1% (11/18) of the DV-related offenses were Persons.
- 42.9% (9/21) of the Assaults were DV-related.
- DV-related Offenses: 18 ↔ 18
- There were no Gang-Related offense(s) during the last 7 days.
- Theft from Motor Vehicle: 14 ↘ 4

Top 5 Locations - Compared to last year

- 4502 S Steele St: 13 ↘ 10
- 4302 Center St: 3 ↗ 5
- 1505 S 60th St: 0 ↗ 3
- S 54th St & S State St: 0 ↗ 3
- 1680 S 47th St: 0 ↗ 2
- 3009 S 40th St: 0 ↗ 2
- 4905 S Cushman Ave: 0 ↗ 2
- There were 8 additional locations with 2.

Top 5 Offense Locations - Compared to last year

- Street/Right Of Way: 15 ↗ 17
- Single Family Residence: 19 ↘ 16
- Parking Lot: 32 ↘ 10
- Apartment: 9 ↘ 8
- Department Store: 3 ↗ 7



Sector 4 Weekly Briefing for 01 September 2025 to 07 September 2025

The data is not National Incident Based Reporting System (NIBRS) compliant. Do not compare the results with any report using that standard. The data is dynamic and is subject to change and/or revision. The number of distinct offenses listed on a report are counted. This does not represent reports or individuals. All data is compared to last year for the same number of days or date range. Small numbers may cause large percent increases and decreases. Beginning 1 October 2022, there was a change in how TPD reports certain Aggravated Assaults and Destruction offenses.

Offense Breakdown	7 Days		28 Days		Year to Date		7 Days	28 Days	YTD
	01-Sep-2024	01-Sep-2025	11-Aug-2024	11-Aug-2025	01-Jan-2024	01-Jan-2025			
	07-Sep-2024	07-Sep-2025	07-Sep-2024	07-Sep-2025	07-Sep-2024	07-Sep-2025			
Persons	20	21	103	94	813	803	5.0%▲	8.7%▼	1.2%▼
Assault	17	20	94	88	744	743	17.6%▲	6.4%▼	0.1%▼
Homicide (doesn't include Negligent/Justifiable)	0	0	0	0	7	7	0.0%	0.0%	0.0%
Kidnapping/Abduction	0	1	4	4	16	18	NC	0.0%	12.5%▲
Sex Offenses, Forcible	3	0	5	2	46	35	100.0%▼	60.0%▼	23.9%▼
Property	87	70	322	260	2913	2179	19.5%▼	19.3%▼	25.2%▼
Arson	2	2	3	4	16	26	0.0%	33.3%▲	62.5%▲
Burglary/Breaking and Entering	13	2	39	19	253	225	84.6%▼	51.3%▼	11.1%▼
Counterfeiting/Forgery	0	1	1	1	13	9	NC	0.0%	30.8%▼
Destruction/Damage/Vandalism of Property	18	13	71	52	678	488	27.8%▼	26.8%▼	28.0%▼
Fraud	8	3	17	9	108	92	62.5%▼	47.1%▼	14.8%▼
Larceny/Theft	32	24	134	87	1117	866	25.0%▼	35.1%▼	22.5%▼
Motor Vehicle Theft	12	15	42	59	540	323	25.0%▲	40.5%▲	40.2%▼
Robbery	1	7	8	17	90	75	600.0%▲	112.5%▲	16.7%▼
Stolen Property	1	2	6	10	87	61	100.0%▲	66.7%▲	29.9%▼
Society	12	6	27	29	153	308	50.0%▼	7.4%▲	101.3%▲
Drug/Narcotic	8	4	13	19	80	221	50.0%▼	46.2%▲	176.3%▲
Pornography/Obscene Material	0	0	0	0	3	0	0.0%	0.0%	100.0%▼
Prostitution	0	0	2	0	3	3	0.0%	100.0%▼	0.0%
Weapon Law Violations	4	2	12	10	67	84	50.0%▼	16.7%▼	25.4%▲
Sector Totals	119	97	452	383	3879	3290	18.5%▼	15.3%▼	15.2%▼

NC = Noncalculable

Last 7 Days

Notes:

- There were no Homicide offense(s) during the last 7 days.
- 55.0% (11/20) of the Assaults were coded Simple Assault.
- There were 12 DV-related offenses.
- 58.3% (7/12) of the DV-related offenses were Persons.
- 30.0% (6/20) of the Assaults were DV-related.
- DV-related Offenses: 18 ↘ 12
- There were no Gang-Related offense(s) during the last 7 days.
- Theft from Motor Vehicle: 5 ↗ 8

Top 5 Locations - Compared to last year

- 1302 S 38th St: 0 ↗ 5
- 3737 Pacific Ave: 3 ↗ 4
- 3740 Pacific Ave: 0 ↗ 3
- 3503 E G St: 0 ↗ 2
- 101 E 38th St: 0 ↗ 2
- S Hosmer St & S 92nd St: 0 ↗ 2
- S 56th St & Pacific Ave: 0 ↗ 2
- There were 10 additional locations with 2.

Top 5 Offense Locations - Compared to last year

- Street/Right Of Way: 23 ↘ 22
- Single Family Residence: 32 ↘ 21
- Parking Lot: 20 ↘ 10
- Driveway: 2 ↗ 8
- Apartment: 13 ↘ 8



MEETINGS FOR THE WEEK OF SEPTEMBER 15, 2025 THROUGH SEPTEMBER 19, 2025

TIME	MEETING	LOCATION
MONDAY, SEPTEMBER 15, 2025		
NO MEETINGS SCHEDULED		
TUESDAY, SEPTEMBER 16, 2025		
9:00 AM	Hearing Examiner's Hearing*	747 Market St., Municipal Bldg., Council Chambers Visit https://tacoma.gov/hearingexaminer
10:00 AM	Government Performance and Finance Committee	747 Market St., Municipal Bldg., Conf. Rm. 248 Join Zoom Meeting at https://zoom.us/j/84416690206 Telephonic: Dial 253-215-8782 Meeting ID: 844 1669 0206 Passcode: 614650
11:15 AM	Bid Opening**	3628 S. 35th St., Public Utilities Bldg., ABN-M1 Join Zoom Meeting at: https://zoom.us/j/88402680573 Telephonic: Dial 253-215-8782 Meeting ID: 884 0268 0573 Passcode: 070737 Visit www.tacomapurchasing.org
NOON	City Council Study Session	747 Market St., Municipal Bldg., Council Chambers Join Zoom Meeting at: https://zoom.us/j/89496171192 Telephonic: Dial 253-215-8782 Meeting ID: 894 9617 1192 Passcode: 896569
5:00 PM	City Council Meeting	747 Market St., Municipal Bldg., Council Chambers Join Zoom Meeting at: https://zoom.us/j/84834233126 Telephonic: Dial 253-215-8782 Meeting ID: 848 3423 3126 Passcode: 349099
WEDNESDAY, SEPTEMBER 17, 2025		
9:00 AM	Unfit Building Hearings****	747 Market St., Municipal Bldg., Council Chambers Contact Code Compliance at 253-591-5049
2:00 PM	Tacoma Permit Advisory Group	747 Market St., Municipal Bldg., Conf. Rm. 243 Join Zoom Meeting at: https://zoom.us/j/83142338104 Telephonic: Dial 253-215-8782 Meeting ID: 831 4233 8104 Passcode: 193952
4:00 PM	City Events and Recognitions Committee	747 Market St., Municipal Bldg., Conf. Rm. 248 Join Zoom Meeting at: https://zoom.us/j/87320156844 Telephonic: Dial 253-215-8782 Meeting ID: 873 2015 6844
5:00 PM	Planning Commission	747 Market St., Municipal Bldg., Council Chambers Join Zoom Meeting at: https://zoom.us/j/84416624153 Telephonic: Dial 253-215-8782 Meeting ID: 844 1662 4153 Contact Stephen Atkinson at 253-905-4146
5:30 PM	Tacoma Public Library Board of Trustees	Swasey Branch, 7001 Sixth Avenue Visit https://tacomalibrary.org/board-of-trustees/
5:30 PM	Transportation Commission	747 Market St., Municipal Bldg., Conf. Rm. 243 Join Zoom Meeting at: https://zoom.us/j/87316891624 Telephonic: Dial 253-215-8782 Meeting ID: 873 1689 1624 Passcode: 747000

THURSDAY, SEPTEMBER 18, 2025

9:00 AM	Hearing Examiner's Hearing*	747 Market St., Municipal Bldg., Council Chambers Visit https://tacoma.gov/hearingexaminer
5:00 PM	Climate and Sustainability Tacoma Commission	747 Market St., Municipal Bldg., Conf. Rm. 248 Join Zoom Meeting at: https://zoom.us/j/96320674154 Telephonic: Dial 253-215-8782 Meeting ID: 963 2067 4154 Passcode: 638370 Contact Kristin Lynett at 253-591-5571
5:30 PM	Urban Design Board	747 Market St., Municipal Bldg., Conf. Rm. 243 Join Zoom Meeting at: https://zoom.us/j/82923259724 Telephonic: Dial 253-215-8782 Meeting ID: 829 2325 9724 Contact Stephen Antupit at 253-381-5195

FRIDAY, SEPTEMBER 19, 2025

NO MEETINGS SCHEDULED



Meeting sites are accessible to people with disabilities. People with disabilities requiring special accommodations should contact the appropriate department(s) 48 hours prior to the meeting time.

* Hearing Examiner's Hearings and Local Improvement District Meetings meet on an as-needed basis. Contact the Hearing Examiner's Office at 253-591-5195 to confirm whether a meeting will be held this week. Hearings may be held at various times throughout the day.

** Bid Opening will be held on an as-needed basis. Contact the Finance Procurement and Payables Office at 253-502-8468 or www.tacomapurchasing.org to confirm whether Bid Opening will be held.

**** Hearings may be held at various times throughout the day.

* Hearing Examiner's Hearings and Local Improvement District Meetings meet on an as-needed basis. Contact the Hearing Examiner's Office at 253-591-5195 to confirm whether a meeting will be held this week. Hearings may be held at various times throughout the day.

** Bid Opening will be held on an as-needed basis. Contact the Finance Procurement and Payables Office at 253-502-8468 or www.tacomapurchasing.org to confirm whether Bid Opening will be held.

*** Land Use Public Meetings meet on an as-needed basis. Contact Division Manager Shirley Schultz at 253-345-0879 to confirm whether a meeting will be held this week.



Tacoma City Council Constituent Intake Website Data Report: September 2025

Total Request
Submissions

865

Total Submissions

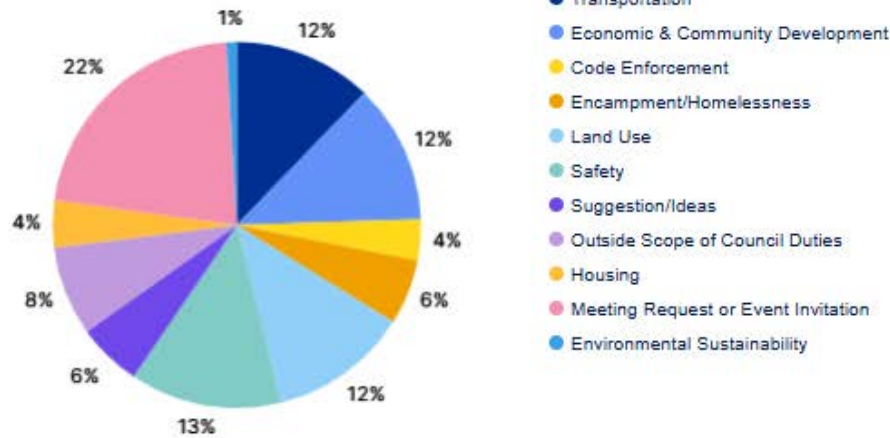
Request
Submissions

608

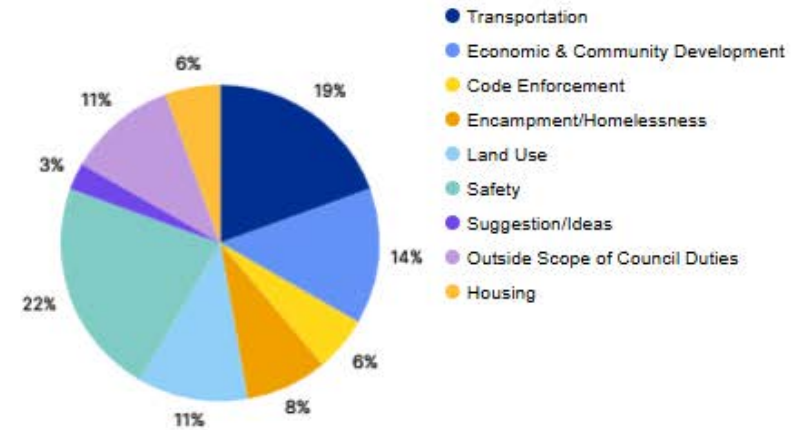
Inquiries that include
+1 Council Member

Topic Codes

Summary

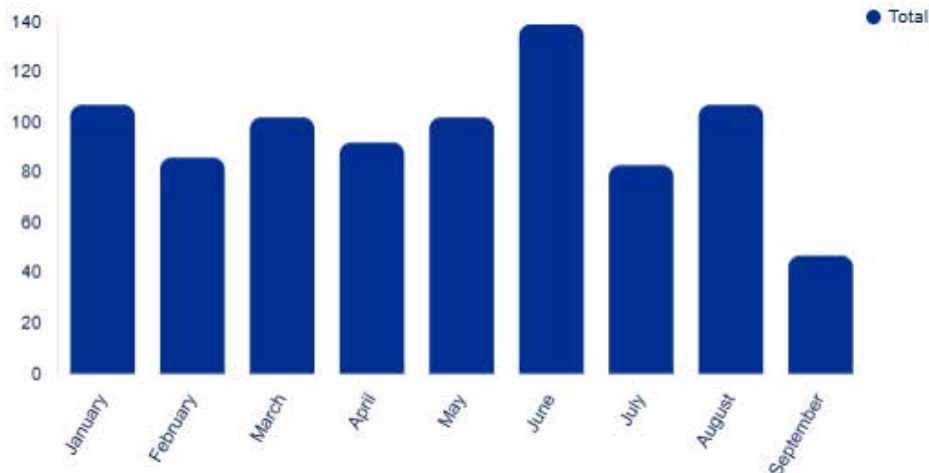


Last 14 Days



Submission Summary

Submissions by Month



Submissions by Council District





**CITY OF TACOMA, WASHINGTON
OFFICE OF THE CITY COUNCIL
COUNCIL CONSIDERATION REQUEST**

TO: Mayor and City Council
FROM: Council Member John Hines and Christina Caan, Policy Analyst
COPIES TO: Hyun Kim, Interim City Manager; Chris Bacha, City Attorney
SUBJECT: **Ordinance to amend Tacoma Municipal Code Chapter 6A.110 regarding property tax exemptions for multi-family housing**
DATE: September 10, 2025

We ask for your support for an ordinance to amend Tacoma Municipal Code Chapter 6A.110 regarding property tax exemptions for multi-family housing.

LEGISLATIVE INTENT

The Government Performance and Finance Committee (GPFC) has completed its mandated review of the Multi-Family Tax Exemption (MFTE) program. While economic conditions are not ripe for major changes to the MFTE program, GPFC has identified several updates that will help ensure our community continues to benefit from this tool. These updates aim to ensure the MFTE program contributes to greater housing density, expands affordable housing, bolsters housing stability for lower income renters, and further nurtures economic development and investment in Tacoma. Our recommendations include:

- Increase the minimum number of units required for the 8-year MFTE from 4 to 20 units per project to boost greater housing density and incentivize use of the 12-year MFTE;
- Allow households to continue to qualify as low-income or moderate-income for the purposes of the MFTE unless the household's income exceeds 90 percent of Pierce County AMI to better support housing stability and wealth-building for renters;
- Add a requirement that for properties applying for an extension, the affordable units must rent for 10 percent less than the market rate units to meet affordable housing needs;
- Remove census tracts 53053061300 and 53053061400 from eligibility for the 8-year MFTE;
- Expand Community and Economic Development Department's efforts to share and centralize outreach resources for property owners and community members to help get renters into MFTE units quickly; and
- Launch an additional GPFC review of the MFTE program in 2028 to continue honing the program to meet the City's evolving needs. The 2028 review should include efforts to evaluate pathways for expanding unit size to better accommodate families.

Background: The MFTE Program provides limited 8, 12, or 20-year exemptions from ad valorem property taxation for multi-family housing in Residential Target Areas. In 2022, the City expanded eligible areas where the 12-year exemption is allowed to be used, lowered the household income

level to 70 percent of Pierce County AMI as published by HUD each year, added a 20-year option for projects that provide permanently affordability, and adopted the option for extending an exemption for an additional 12 years if affordability is added.¹ The citywide rezoning that occurred through Home in Tacoma further expanded mid-scale zoning and the areas in which the MFTE can be used.²

- The 8-year property tax exemption can currently be granted to any projects in an eligible area where 4 new units are being constructed, rehabilitated (if vacant for one year or more), created through conversion of a commercial structure, or added to existing occupied multifamily housing.
- The 12-year property tax exemption is granted to projects in which 20 percent of the newly created units are designated as affordable housing. These projects must also meet the same criteria as the 8-year MFTE projects.
- The 20-year property tax exemption must provide permanent affordability for 25 percent of the units. This must be done through a partnership with a government agency or a non-profit.

DESIRED FIRST READING DATE: September 30, 2025

COMMUNITY ENGAGEMENT

City Council Resolution 40866, which passed in 2021, required GPFC to review the MFTE program within three years.³ This required review process launched in 2024, and GPFC has since held several informational meetings with City staff from the Community and Economic Development Department and the Center for Strategic Priorities to evaluate implementation of the program.⁴ Public comment from community members has been included in these meetings. In addition, Council Member John Hines convened a roundtable with community stakeholders to discuss their experiences using the MFTE program. GPFC voted unanimously on August 5, 2025 to advance this proposal to a full City Council discussion.

2025 STRATEGIC PRIORITIES

Equity and Accessibility: By allowing households to continue to qualify as low-income or moderate-income when renewing their lease for an MFTE unit until their income exceeds 90 percent of Pierce County's AMI, the program would be helping to foster much needed housing stability in our community. Housing stability, in turn, contributes to broader positive community health and economic development outcomes. In addition, by requiring properties applying for an extension to ensure that their affordable units rent for 10 percent less than the market rate units, the program would better contribute to building our community's access to affordable housing.

Civic Engagement: *Equity Index Score:* Moderate Opportunity

Increase the percentage of residents who believe they are able to have a positive impact on the community and express trust in the public institutions in Tacoma.

Livability: *Equity Index Score:* Moderate Opportunity

¹ [Tax Incentives - MultiFamily Property Tax Exemption Program | City of Tacoma](#)

² [Home in Tacoma Zoning Regulations | City of Tacoma](#)

³ [City of Tacoma - File #: RES40866](#)

⁴ [City of Tacoma - File #: 24-0759](#); [City of Tacoma - File #: 24-1194](#); [City of Tacoma - File #: 25-0053](#)

Decrease the percentage of individuals who are spending more than 45% of income on housing and transportation costs.

Economy/Workforce: *Equity Index Score:* Moderate Opportunity

Increase the percentage of people relocating to the city and affordability of housing compared to neighboring jurisdictions.

Decrease the number of vacant properties downtown and in the neighborhood business districts.

ALTERNATIVES

Alternative	Positive Impacts	Negative Impacts
Do not update MFTE program.	The MFTE program will continue to help drive economic development and housing creation in Tacoma.	The MFTE program would miss opportunities to contribute to long-term housing stability for lower income residents, further bolster economic development, and expand access to affordable housing.

EVALUATIONS AND FOLLOW UP

If approved, the Community and Economic Development Department will continue to provide MFTE updates to GPFC and City Council at regular intervals.

SPONSOR RECOMMENDATION

Sponsors recommend moving the ordinance forward for a first reading on September 30, 2025.

FISCAL IMPACT

City staff in the Community and Economic Development Department could incorporate efforts to simplify and centralize outreach resources in their future workload without a new fiscal impact. Allowing some tenants to remain in affordable units despite small adjustments to their income may temporarily remove some affordable units from the market, although we cannot provide an estimate of the likely fiscal impact because it is impossible to predict how many current tenants in MFTE units will receive pay raises by 2028. City staff could begin tracking this data so that at least a general average might be available for the 2028 review. It is also likely that helping tenants maintain stable housing while they increase savings and/or disposable income would have broader financial benefits our economy and local businesses.


If you have a question related to the ordinance request, please contact Christina Caan, Policy Analyst, at (253) 219-0679 (phone) or ccaan@tacoma.gov.

SUBMITTED FOR COUNCIL CONSIDERATION BY:



Council Member John Hines

SUPPORTING COUNCIL MEMBERS SIGNATURES

1.  POS# 2

2.  POS# 5

3.

Kiana A. C.

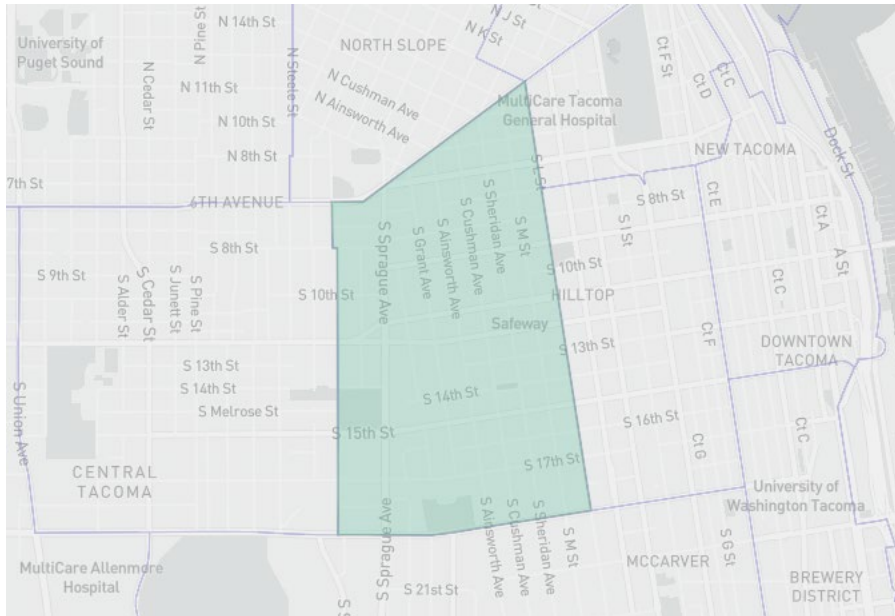
POS# 6

Mayor initials: Victoria R. Woodards

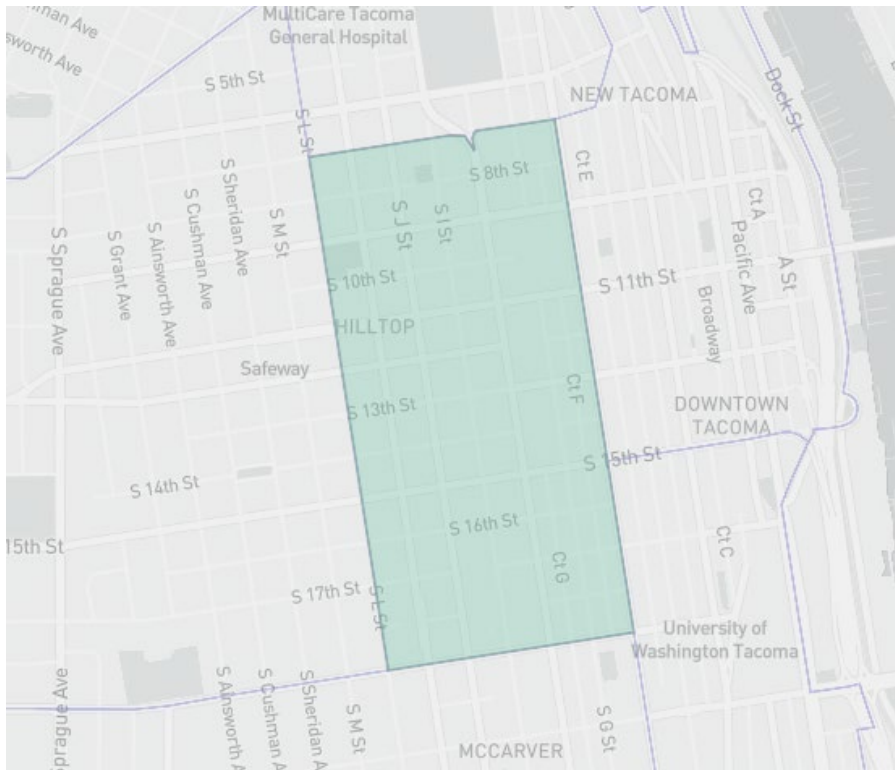
Attachment: Map of census tracks proposed for removal from 8-year MFTE

Attachment: Map of census tracts proposed for removal from 8-year MFTE

1. Tract 53053061300 (Hilltop)



2. Tract 53053061400 (Hilltop and downtown)



Date	Meeting	Subject	Department	Background
September 16, 2025	Study Session (Hybrid Council Chambers / Dial-in 12:00 p.m.)	Other Items of Interest: Council Consideration Request - An Ordinance to Amend Tacoma Municipal Code Chapter 6A.110 Regarding Property Tax Exemptions for Multi-Family Housing	Council Member Hines	
		Executive Session - Pending & Potential Litigation and Closed Session		
	City Council Meeting (hybrid Council Chambers /dial-in 5:00 PM)			
September 23, 2025	Cancelled			
September 30, 2025	Study Session (Hybrid Council Chambers / Dial-in 12:00 p.m.)	Media and Communications Quarterly Strategy Update	MCO - Amy Clancy	Staff from the Media and Communications Department will provide their quarterly update
		Home in Tacoma - Early Implementation Update	Planning and Development Services - Brian Boudet, Robin Bolster-Grant & Corey Newton	Planning & Development Services staff will provide a comprehensive update to the City Council on the implementation of Home in Tacoma. This will incorporate an overview of the permitting and development activity seen since the launch in February 2025.
		Alternative Response Quarterly Update	Neighborhood and Community Services - Vicky McLaurin, TFD - Chief Sionna Stallings - Ala' ilima, TPD - Interim Chief Jackson	Quarterly update on the status of the three Alternative Response projects being led by Fire, Police, and Neighborhood and Community Services: Behavioral Health Response Team (HOPE), Community Safety Officers. Homelessness Response
	City Council Meeting (hybrid Council Chambers /dial-in 5:00 PM)			
October 7, 2025	Study Session (Hybrid Council Chambers / Dial-in 12:00 p.m.)	Historic Preservation Code Amendments	Planning and Development Services- Reuben McKinght	Staff will provide the City Council with an overview of the Planning and Landmarks Commissions’ recommendations regarding the 2025 Historic Preservation Code Amendments, ahead of a public hearing scheduled for the October 7, 2025 City Council meeting.
		Budget Presentation	Finance- Andy Cherullo, Interim City Manager Kim	
	City Council Meeting (hybrid Council Chambers /dial-in 5:00 PM)			
October 14, 2025	Study Session (Hybrid Council Chambers / Dial-in 12:00 p.m.)	State and Federal Legislative Agenda	Government Affairs - Alex MacBain & Andrea Roper	Staff will provide Council with a briefing and seek direction from Council on the proposed state and federal General Government policy positions and legislative priorities for the 2026 legislative session
	Committee of the Whole (Hybrid Council Chambers / Dial-in Immediately following Study Session	Mayor Council Budget Modifications		Mayor and Council Members will discussed their proposed budget modifications
	City Council Meeting (hybrid Council Chambers /dial-in 5:00 PM)			

Community Vitality and Safety Committee			
Committee Members (Chair) CM Rumbaugh, (Vice Chair) CM Walker, CM Sadalge, and CM Scott Alternate: CM Diaz Executive Liaison: Vicky McLaurin; Coordinator: Arsenio Roddy-Little		2nd and 4th Thursdays of the month 4:30pm Zoom and TMB 248	CBC Assignments <ul style="list-style-type: none">• Commission on Disabilities• Commission on Immigrant and Refugee Affairs• Community's Police Advisory Committee • Housing Authority• Human Rights Commission • Human Services Commission• Public Library Board • Tacoma Community Redevelopment Authority
Date	Topic	Presenter(s)	Description
September 11, 2025	Human Services Commission Interviews	Nicole Emery, City Clerk	Interviews to fill vacancies on the Human Services Commission.
September 25, 2025	Unified Regional Approach to Homelessness	Caleb Carbone, Principal Community Resource Analyst, Neighborhood and Community Services; Liza Burell, Policy and Program Development Lead, Uncommon Bridges	Report out on the status of the Pierce County Unified Regional Approach to Homelessness
	Human Rights Commission Interviews	Nicole Emery, City Clerk	Interviews to fill vacancies on the Human Rights Commission.
October 9, 2025	Study Group to Assess Effect of Tacoma's New Renter Protection Ordinance Study Results	Professor Mike Crow, Evergreen State College and Michael Mirra, Co-convener	Presentation on the results of a locally-driven study to assess the effect of Tacoma's Landlord Fairness Code Initiative
October 23, 2025	Remann Hall Informational Briefing	Kevin Williams, Juvenile Assistant Administrator - Probation, Pierce County	This informational briefing is to inform city leadership about the contracted work for the City of Tacoma and how that fits into the broader portfolio of work at Remann Hall.
	Landlord Fairness Code Initiative Policy Proposal	Council Member Sarah Rumbaugh; City Council	
October 30, 2025	Tenative Special Meeting: Landlord Fairness Code Initiative	Council Member Sarah Rumbaugh, City Council	

Economic Development Committee			
Committee Members (Chair) DM Daniels, (Vice Chair) CM Diaz, CM Bushnell, and CM Scott Alternate: CM Rumbaugh; Executive Liaison: Tanja Carter; Coordinator: Anna Le		2nd, 4th, and 5th Tuesdays of the month 10:00am Zoom and TMB 248	CBC Assignments • City Events and Recognition Committee • Equity in Contracting Advisory Committee • Convention Center Public Facilities District • Tacoma Arts Commission • Tacoma Creates Advisory Board
Date	Topic	Presenter(s)	Description
September 23, 2025	Cancelled	--	--
September 30, 2025	Committees, Boards, and Commissions Update (meeting in Council Chambers)	EDC Commissions, Boards, and Committees Chairs and Staff Liaisons	An opportunity for Committees, Boards, and Commissions assigned to EDC to give short 10-15 minute informational briefings. All EDC Committee, Board, and Commission members are welcome to attend.
October 14, 2025	Community and Economic Development Strategic Plan 2026-2030 First Draft Review	Debbie Bingham, Business and Economic Development Manager, Community and Economic Development	Staff will present the first draft of the 2026-2030 Community and Economic Development Strategic Plan for Committee questions and input.
	Neighborhood Business Districts Program Update	Carol Wolfe, Division Manager, Community and Economic Development; Shari Hart, Business and Economic Development Analyst, Community & Economic Development	This presentation will provide an overview of the refreshed Neighborhood Business District Program, highlighting updated strategies to better support local businesses, enhance public spaces, and drive inclusive economic growth. Staff will also share next steps for implementation.
October 28, 2025	Tacoma Creates Annual Report		This presentation will provide updates to the Economic Development Committee regarding the 2024-25 program year for Tacoma Creates, and the positive impacts of this funding in the community. We will share highlights from our annual report, including details about the funds distributed to dozens of local non-profit cultural organizations, and examples of programming happening downtown and in neighborhoods across the City.
	Jobs 253 and the Maritime 253 Skills Center	Stephanie Glenisky, Career and Technical Education Director; Kristie Wolford, Maritime 253 Skills Center Director, Tacoma Public Schools; Deborah Trevorrow, Business and Economic Development Analyst, Community and Economic Development	This presentation will provide key updates on Tacoma Public Schools' Jobs 253 Program and the expansion of workforce development initiatives, including the launch of the Maritime 253 Skills Center. Attendees will learn about our growing partnerships with industry, recent successes in student employment and credentialing, and strategic plans to strengthen career-connected learning across priority sectors. The session will also outline upcoming opportunities to deepen collaboration and expand equitable access to high-demand, high-wage career pathways.

Government Performance and Finance Committee			
Committee Members (Chair) CM Hines, (Vice Chair) CM Bushnell, DM Daniels, and CM Rumbaugh Alternate: CM Walker Executive Liaison: Andy Cherullo; Coordinator: Chantra Real		1st and 3rd Tuesdays of the month 10:00am Zoom and TMB 248	CBC Assignments • Audit Advisory Board • Board of Ethics • Civil Service Board • Public Utility Board
Date	Topic	Presenter(s)	Description
September 16, 2025	Civil Service Board	Chair Hansen	The Chair of the Civil Service Board will present a proposal for new and amended civil service rules.
	Telecommunications Franchise Agreement with Ezee Fiber Texas, LLC	Jeff Lueders, Media & Communications (MCO) Division Manager	Staff from MCO will present on a 10 year telecommunications franchise agreement with Ezee Fiber Texas LLC to operate in the City of Tacoma's right of way.
October 7, 2025	Short-Term Rental Property Update	Staff from Tax & License, PDS and the Office of Strategy	Staff from Tax & License, PDS and the Office of Strategy will provide an informational briefing on Short-Term Rentals, and update the Committee on recent efforts related to compliance efforts.
October 21, 2025	Insurance 101	Luis Fragoso, Risk Manager	Risk manager will provide an overview of the City's Insurance policies and other issues related to risk exposure of the City.

Infrastructure, Planning, and Sustainability Committee			
Committee Members (Chair) CM Walker, (Vice Chair) CM Diaz, CM Hines, and CM Sadalge Alternate: CM Bushnell Executive Liaison: Ramiro Chavez; Coordinator: Anna Le		2nd and 4th Wednesdays of the month 4:30pm Zoom and TMB 248	CBC Assignments • Board of Building Appeals • Climate and Sustainability Commission • Landmarks Preservation Commission • Planning Commission • Transportation Commission • Urban Design Board
Date	Topic	Presenter(s)	Description
September 24, 2025	Cancelled	--	--
October 8, 2025	Committees, Boards, and Commissions Update (meeting in Council Chambers)	IPS Commissions, Boards, and Committees Chairs and Staff Liaisons	An opportunity for Committees, Boards, and Commissions assigned to IPS to give short 10-15 minute informational briefings. All IPS Committee, Board, and Commission members are welcome to attend.
October 22, 2025	Planning Commission Work Program	Brian Boudet, Planning Division Manager, Planning and Development Services	Staff from Planning and Development Services will present the draft Planning Commission Annual Work Program and seek input and concurrence from the Committee.
	Transformed Neighborhood Traffic Calming Program	Brennan Kidd, Assistant Division Manager; Qi Chen, Neighborhood Programs Engineer	The presentation will share information about the updated program, including its structure, goals, tools, and funding.
	Vision Zero Second Annual Report	Grayson Reim, Vision Zero Coordinator; Carrie Wilhelme, Principal Transportation Planner, Public Works	Public Works staff will present an update of the City's Vision Zero Program. The presentation will provide an overview of crash trends and progress on the implementation of the 2022 Vision Zero Action Plan.