



WEEKLY REPORT TO THE CITY COUNCIL

February 20, 2025

Members of the City Council
City of Tacoma, Washington

Dear Mayor and Council Members:

ACTION REQUIRED

1. This is a reminder to complete your financial affairs disclosure (F-1) Statement and Disclosure of Remote Interest form and provide confirmation to the City Clerk's Office, **by Tuesday, April 15, 2025. More information can be found at: [Who Files the Report | Washington State Public Disclosure Commission \(PDC\)](#).**

ITEMS OF INTEREST

2. **Council Member Sadalge** provides the attached **Council Action Memorandum** for a Resolution adopting a policy to ensure the rights and dignity of all residents are maintained and protected.
3. **Council Member Diaz** provides the attached **Council Action Memorandum** for a Resolution affirming the City of Tacoma's commitment to our LGBTQIA2S+ community so they can live authentically and without fear of discrimination or harm.
4. **Shiloh Baptist Church Men's Shelter Standdown:** The single men's shelter (1211 South I Street), operated by Shiloh Baptist Church (Shiloh) and Valeo Vocation (Valeo), is **currently preparing to standdown**. Valeo will continue to work with the current residents on their stability and housing plans and anticipates all residents will transition into permanent housing or other temporary solutions by **March 31, 2025**. After this date, Shiloh will continue to focus on providing housing services with their New Life housing program. Since opening in September 2021, the shelter has served 317 individuals, with 21 of the clients being connected to permanent housing.

As of February 18, 2025, there were 21 residents at the site and seven residents are currently working with case management. Neighborhood and Community Services has begun meeting with Shiloh and Valeo weekly to assess operational needs and will continue to support the shelter during this transition. **The City is committed to ensuring that every resident has the option to transition to the new location or has an alternative shelter location should they wish on or before March 31, 2025.**

5. Encampment Outreach: For the week of **February 10 - 14, 2025**, the City's Homeless Engagement and Alternatives Liaison (HEAL) contacted **51 individuals (35 new and 16 repeat)** and referred them to community services; **13 individuals** were placed in shelter. The Dashboard incorrectly states that staff visited 19 locations and contacted 5 individuals. Staff is working to correct the dashboard. This information can be found at: [HEAL Team Engagement Dashboard | Tacoma Open Data](#)
6. Tacoma Public Utilities Executive Operations and Governance Manager Charleen Jacobs provides the attached **February 26, 2025, Tacoma Public Utility Board Study Session and Public Utility Board meeting agendas**. Please note, the below items will be going to Council:
 - Authorize Tacoma Water to execute two wholesale water supply agreements with Cascade Water Alliance. **[To Council March 4, 2025]**
 - Amend and revise Chapters 12.01 and 12.06A of the Tacoma Municipal Code to include recovery of additional and increased operating and labor costs, effective April 7, 2025. **[To Council March 18, 2025]**
 - Amend and revise Tacoma Municipal Code Section 12.10 to include recovery of additional and increased operating costs with an effective date of April 7, 2025. **[To Council March 18, 2025]**
7. City Manager's Office Constituent Relations Analyst Karyssa Mathison provides the attached **Constituent Intake Report**.
8. Tacoma Venus and Events Director Adam Cook provides the attached **Tacoma Venues & Events 2024 Year-End Report**.
9. Acting Tacoma Police Chief Paul Junger provides the attached **Weekly Crime Report**.
10. City-funded Temporary and Emergency Shelter Performance: **The City posts weekly updates and information about its Temporary and Emergency Shelter locations including current census, number of available beds, and exits to housing.** Updates are reported weekly, and this information can be found at: https://cityoftacoma.org/UserFiles/Servers/Server_6/File/NCS/weeklydataupdate.pdf.
11. Please see the attached City of Tacoma **Weekly Meeting Schedule**.

STUDY SESSION / WORK SESSION

12. **The City Council Study Session of Tuesday, February 25, 2025, will be conducted as a hybrid meeting.** This meeting can be attended in-person at the Tacoma Municipal Building, Council Chambers, located at 747 Market Street on the 1st floor or be heard by dialing (253) 215 – 8782 or through Zoom at: www.zoom.us/j/89496171192 and entering the meeting ID 894 9617 1192; passcode 89659 when prompted. This meeting will be broadcast on TV Tacoma and Facebook.

Discussion items will include: (1) **Crime Plan Update**; (2) **Tideflats Subarea Plan**; (3) **Black History Survey Briefing**; (4) **Other Items of Interest – Council Consideration Requests: A Resolution Expressing Support of the Passage of Proposition No. 1, A Resolution Declaring the Inclusion of Community Members Over the Age of Sixty-Five on Tacoma’s Committees, Boards and Commissions & A Resolution Providing Direction to the City Manager on Commemorative Flag Raising and Council Action Memorandums: Adopting a Policy to Ensure the Rights and Dignity of all Residents are Maintained and Protected and A Resolution Affirming the City of Tacoma’s Commitment to our LGBTQIA2S+ Community**; (5) **Committee Reports**; (6) **Agenda Review and City Manager’s Weekly Report**; (7) **Pending Litigation**.

On our first agenda item, staff from the Tacoma Police Department and consultants from University of Texas at San Antonio will provide the **final update on the contracted Crime Plan with the University of Texas at San Antonio**.

On our second agenda item, staff from Planning and Development Services will provide an **overview of the Tideflats Steering Committee’s recommendations and next steps**; the schedule for the Planning Commission’s public review and comment period; and tentative timeline for City Council consideration.

On our third agenda item, staff from Planning and Development Services and a consultant team will present a **briefing on the Tacoma Black History Survey**, which was funded by an Underrepresented Communities Grant from the National Park Service. **The presentation will discuss the findings and outcomes of the survey; historical legacies that have presented challenges to the identification, documentation and preservation of sites significant to Black History; and actions the community is taking to address these challenges.**

Under other items of interest, the following items will be discussed:

- **Council Consideration Request:** A Resolution Expressing Support of the Passage of Proposition No. 1 Submitted by the City of Tacoma to Fund Street Maintenance. **[Mayor Woodards]**
- **Council Consideration Request:** A Resolution Declaring the Inclusion of Community Members Over the Age of Sixty-Five on Tacoma’s Committees, Boards and Commissions. **[Council Member Hines]**
- **Council Consideration Request:** A Resolution Providing Direction to the City Manager on Commemorative Flag Raising. **[Council Member Diaz]**
- **Council Action Memorandum:** Adopting a Policy to Ensure the Rights and Dignity of all Residents are Maintained and Protected. **[Council Member Sadalge]**
- **Council Action Memorandum:** A Resolution Affirming the City of Tacoma’s Commitment to our LGBTQIA2S+ Community so They Can Live Authentically and Without Fear of Discrimination or Harm. **[Council Member Diaz]**

12. The updated **Tentative City Council Forecast and Consolidated Standing Committee Calendar** are attached for your information.

MARK YOUR CALENDARS

13. There are no new events at this time.

Sincerely,
Allyson Griffith

A handwritten signature in cursive script that reads "Allyson Griffith".

AG: ram

Acting City Manager



City of Tacoma

City Council Action Memorandum

TO: Elizabeth Pauli, City Manager
FROM: Council Member Sandesh Sadalge and Senior Council Policy Analyst Lynda Foster
COPY: City Clerk and City Council
SUBJECT: **Resolution - Adopting a policy to ensure the rights and dignity of all residents are maintained and protected - February 25, 2025**
DATE: February 19, 2025

SUMMARY AND PURPOSE:

A resolution directing the City Manager to use no City funds, facilities, property, equipment, or personnel to investigate, enforce, cooperate with, or assist in the investigation or enforcement of any federal registration or surveillance programs or any other laws, rules, or policies that target individuals in Tacoma solely on the basis of race, religion, immigration, or citizenship status, or national or ethnic origin. This does not prohibit the collection, use, or disclosure of information that is required to comply with state or federal law, or in response to a lawfully issued court order.

[Council Member Sadalge]

COUNCIL SPONSORS:

Mayor Woodards and Council Members Bushnell, Diaz and Sadalge

BACKGROUND:

The Sponsors' Recommendation is Based On:

This resolution directs the City of Tacoma to mimic Washington State Law (RCW 43.17.425) which says no state agency, including law enforcement, may use agency funds, facilities, property, equipment, or personnel to investigate, enforce, cooperate with, or assist in the investigation or enforcement of any federal registration or surveillance programs or any other laws, rules, or policies that target Washington residents solely on the basis of race, religion, immigration, or citizenship status, or national or ethnic origin. Like in the state law, this does not prohibit the collection, use, or disclosure of information that is required to comply with state or federal law, or in response to a lawfully issued court order.

According to the Washington State Budget & Policy Center, immigrants make up fifteen percent of Washington's population and nineteen percent of Washington's labor force, and are responsible for twenty one percent of the state's Gross Domestic Product (GDP). The state Legislature found in 2019 that fifteen percent of all business owners in the state of Washington were born outside the country and that these business owners have a large impact on the economy through innovation and the creation of jobs, and make a significant contribution to the economic vitality, prosperity and strength of the state.

The City of Tacoma has a proud history of inclusivity, tolerance, and compassion for all residents. The diversity of our people and cultures is a critical part of who we are as a City. Everyone has the right to live peacefully and without fear, and we condemn the persecution of many others around the world who face extreme barriers and inequitable treatment on account of their race, ethnicity, education level, economic status, gender, immigration status, sexual orientation, skin color, religion, political opinion, and other identities.

Tacoma is a welcoming City that affirms the fundamental dignity of immigrants and refugees, commits to building welcoming communities, and brings together community members in a spirit of solidarity. As of 2022 over 12 percent of Tacoma's population was born outside the United States, and nearly 20 percent speak a language other than English at home. The inclusivity of our immigrant and refugee community members aligns with the City's Equity and Empowerment framework, which strives to give everyone equitable access to the opportunities necessary to assert their human rights, satisfy their essential needs, advance their well-being, and achieve their full potential.



Currently, Washington state law (RCW 10.93.160) states local law enforcement may not: inquire into or collect information about an individual's immigration or citizenship status, or place of birth unless there is a connection between such information and an investigation into a violation of state or local criminal law; or provide information pursuant to notification requests from federal immigration authorities for the purposes of civil immigration enforcement, except as required by law.

COMMUNITY ENGAGEMENT/ CUSTOMER RESEARCH:

Sponsors met with a broad range of stakeholders to discuss and request feedback on this policy, including the Commission for Immigrant and Refugee Affairs, the Tacoma Healing Awareness Committee, the Tacoma Refugee Choir, One America, Advocates for Immigrants in Detention Northwest (AIDNW), Golden Bamboo Walking Group, the Eastside Neighborhood Advisory Council of Tacoma, the South End Neighborhood Council, and other local elected leaders.

2025 STRATEGIC PRIORITIES:

Equity and Accessibility: *(Mandatory)*

Approximately 7% of the US population, or 22.8 million people, are non-citizens. In 2017, nearly 260,000 people sought asylum, or protection from persecution, within the United States. As of 2022, over 12 percent of Tacoma's population was born outside the United States, and nearly 20 percent speak a language other than English at home. Today, immigrant communities are under threat of mass deportations. Anyone without secure immigration status may be subject to enforcement efforts. People who were ordered deported in the past and people who have had contact with the criminal legal system are at particular risk. These immigrant populations experience unique risks to health, including pre-migratory trauma, unsafe and stressful migration experiences, and post-migration discrimination. Human rights abuses can occur across this spectrum of the immigrant experience. In addition, these health behaviors and outcomes ripple throughout the communities to which immigrants belong.

Economy/Workforce: *Equity Index Score: Moderate Opportunity*

Increase positive public perception related to the Tacoma economy.

Education: *Equity Index Score: Moderate Opportunity*

All students will graduate from high school and be prepared to enter the workforce or pursue post-secondary education.

Civic Engagement: *Equity Index Score: Moderate Opportunity*

Increase the number of residents who participate civically through volunteering and voting.

Increase the percentage of residents who believe they are able to have a positive impact on the community and express trust in the public institutions in Tacoma.

Representation at public meetings will reflect the diversity of the Tacoma community

Livability: *Equity Index Score: Moderate Opportunity*

Improve access and proximity by residents to diverse income levels and race/ethnicity to community facilities, services, infrastructure, and employment.

Improve health outcomes and reduce disparities, in alignment with the community health needs assessment and CHIP, for all Tacoma residents

Explain how your legislation will affect the selected indicator(s)?

Every person has fundamental human rights. Targeting people solely on the basis of race, religion, immigration, or citizenship status, or national or ethnic origin is discriminatory action that harms our community. Efforts to strip civil rights from a portion of our community are designed to create fear and push communities into hiding and outside the social structure that holds our community together. By making clear the City will not participate in these actions, we build trust with community and create a more welcoming environment.

ALTERNATIVES:

Alternative(s)	Positive Impact(s)	Negative Impact(s)
----------------	--------------------	--------------------



City of Tacoma

City Council Action Memorandum

1. Take no action	Maintains more positive relationship with federal government	Does not protect individuals from being targeted solely on the basis of race, religion, immigration, or citizenship status, or national or ethnic origin
-------------------	--	--

EVALUATION AND FOLLOW UP:

The City Manager will implement this direction from the City Council.

STAFF/SPONSOR RECOMMENDATION:

Sponsors recommend adopting this resolution to clearly direct that the City may not provide information to federal immigration authorities for civil immigration enforcement or provide nonpublic personal information about an individual to federal immigration authorities in noncriminal matters unless required by law.

FISCAL IMPACT:

Immediate costs to implement this policy can be incorporated into ongoing process and program work. There is an indeterminate ongoing cost that will need to be evaluated over time.

Fund Number & Name	COST OBJECT (CC/WBS/ORDER)	Cost Element	Total Amount
1. N/A			
TOTAL			

What Funding is being used to support the expense?

Are the expenditures and revenues planned and budgeted in this biennium's current budget?

NO, PLEASE EXPLAIN BELOW

Immediate costs to implement this policy can be incorporated into ongoing process and program work. There is an indeterminate ongoing cost that will need to be evaluated over time.

Are there financial costs or other impacts of not implementing the legislation?

No

Will the legislation have an ongoing/recurring fiscal impact?

There is an indeterminate ongoing cost that will need to be evaluated over time.

Will the legislation change the City's FTE/personnel counts?

No

ATTACHMENTS:

N/A



City of Tacoma

City Council Action Memorandum

TO: Elizabeth Pauli, City Manager
FROM: Council Member Olgy Diaz and Senior Council Policy Analyst Lynda Foster
COPY: City Clerk and City Council
SUBJECT: **Resolution - Affirming the City of Tacoma's commitment to our LGBTQIA2S+ community so they can live authentically and without fear of discrimination or harm - February 25, 2025**
DATE: February 19, 2025

SUMMARY AND PURPOSE:

A resolution to affirm and reaffirming the City of Tacoma's commitment to ensuring that all individuals, regardless of sexual orientation or gender identity, feel safe and supported; its commitment to diversity, inclusion, and justice, ensuring that all members of our community can live authentically and without fear of discrimination or harm; and to protecting the civil rights of our LGBTQIA2S+ community.

[Council Member Diaz]

COUNCIL SPONSORS:

Council Members Diaz, Hines, and Rumbaugh.

BACKGROUND:

This Department's Recommendation is Based On:

The City of Tacoma is committed to fostering a community where all individuals are treated with dignity, equity, and respect, regardless of sexual orientation, gender identity, or gender expression. LGBTQIA2S+ individuals face ongoing discrimination, violence, and systemic barriers that threaten their safety, well-being, and human rights. Transgender and non-binary people in particular have been vilified in political advertisements and Project 2025 outlines further plans to remove established rights and criminalize the existence of transgender people. There have been several executive orders in recent weeks targeting the LGBTQIA2S+ community, particularly targeting transgender youth. Across the country there continues to be legislation enacted that targets LGBTQIA2S+ communities, threatening access to healthcare, education, and protections under the law. The City of Tacoma recognizes the inherent worth and equal rights of all people, including LGBTQIA2S+ individuals, and seeks to provide a safe and welcoming environment for those who reside in or visit our city. Tacoma commits to protecting and advocating for the rights of LGBTQIA2S+ individuals by rejecting policies and actions that promote discrimination, harm, or inequality, and embraces and supports Washington's Law Against Discrimination, Chapter 49.60 RCW, and Ordinance 28858, which adopted Chapter 9A.50 RCW into Tacoma's "Public Safety" code to authorize the City Attorney to prosecute violations as a gross misdemeanor in Tacoma Municipal Court should someone encroach on individuals' right to access a health care facility to seek gender affirming care.

This resolution declares that the City of Tacoma strongly believes in and affirms the right of individuals to:

- a. Seek, obtain, provide, or facilitate gender-affirming care, especially for youth, in accordance to state laws;
- b. Have access to facilities which may require the use of gender-segregated facilities, such as restrooms, locker rooms, dressing rooms, and homeless or emergency shelters, that are consistent with that individual's gender expression or gender identity;
- b. Engage in speech or expression supporting LGBTQIA2S+ people; including but not limited to disseminating books and literature, engaging in the arts, holding discussions, and drag or other cultural performances;
- c. Embrace and express their own authentic gender and sexuality and to define what gender and family means to them; including but not limited to dress and appearance, structuring a family unit that works best for them, and sharing LGBTQIA2S+ positive values with their children; and
- d. Define their own gender and sex with or without regard to biological sex assigned at birth.



This resolution further directs:

No City of Tacoma resources, including, but not limited to, City property or time spent while on duty by a covered employee, shall be used for investigation, assisting an investigation, arrest, or prosecution of an individual on the basis of exercising their rights identified above. In the event any law or regulation is passed in the State of Washington which imposes criminal punishment, civil liability, administrative penalties, or professional sanctions, on an individual or organization exercising their rights, the City Manager shall make enforcement of said law or regulation among the City's lowest enforcement priority.

Whenever the City collects information about an individual or individual's sex or gender, it will not request gender assigned at birth. The City will not seek to collect or disseminate information about sex assigned at birth, unless related to a criminal investigation of a violation of Washington State law. The City will actively oppose legislation or actions at the state or federal level that threaten the rights, safety, or dignity of LGBTQIA2S+ individuals.

The City commits to ongoing engagement and collaboration with local LGBTQIA2S+ community and cultural leaders to build understanding and awareness of needs specific to the LGBTQIA2S+ community, so the City can adapt to meeting community-specific safety needs to engender feelings of safety at gatherings and public events. The City commits that our police department will continue efforts to build trust with all people in Tacoma, including our LGBTQIA2S+ community, and will actively investigate hate crimes, which includes crimes targeting individuals due to their actual or perceived gender or sexual orientation.

The City shall apply an equity analysis to all newly created policies to ensure they are inclusive, equitable, and affirming for LGBTQIA2S+ individuals. The administration of these policies should be done equitably and without violating individual civil rights.

The City of Tacoma will continue to celebrate and uplift the voices and contributions of LGBTQIA2S+ individuals through public events, education, and partnerships with local organizations.

COMMUNITY ENGAGEMENT/ CUSTOMER RESEARCH:

Council Member Diaz heard from prominent LGBTQIA2S+ community leaders requesting the Council take this action, including outreach to the Oasis Youth Center and other elected leaders.

2025 STRATEGIC PRIORITIES:

Equity and Accessibility:

The City of Tacoma is proud to be home to a LGBTQIA2S+ community. According to the Census Pulse survey data averaged between July 2021 and May 2023, about 516,000 (17%) adults identify as LGBTQ+ in the Seattle-Tacoma-Bellevue, WA Metropolitan Statistical Area.¹ Even with committed public leaders and legal protections, LGBTQIA2S+ people experience structural and interpersonal discrimination that adversely affects their well-being and drives disparate outcomes across crucial areas of life. These desperate impacts increase when LGBTQIA2S+ individuals face intersecting forms of discrimination, such as sexism, racism, and ableism, all at the same time. Transgender and non-binary people in particular have been vilified in political advertisements and Project 2025 outlines further plans to remove established rights and criminalize the existence

¹ <https://www.psrc.org/media/7771>



City of Tacoma

City Council Action Memorandum

of transgender people. Across the country there continues to be legislation proposed and enacted that targets LGBTQIA2S+ communities, threatening access to healthcare, education, and protections under the law.

Civic Engagement: *Equity Index Score:* Moderate Opportunity

Increase the percentage of residents who believe they are able to have a positive impact on the community and express trust in the public institutions in Tacoma.

Livability: *Equity Index Score:* Moderate Opportunity

Improve health outcomes and reduce disparities, in alignment with the community health needs assessment and CHIP, for all Tacoma residents

Increase positive public perception of safety and overall quality of life.

Explain how your legislation will affect the selected indicator(s).

The Tacoma City Council proudly affirms that contributions by our diverse communities enrich our city and strengthen our values to ensure that everyone's identity and right to live freely as their authentic selves are valued, respected, and celebrated. LGBTQIA2S+ communities are an integral and vibrant part of Tacoma's economic, artistic, and social environments. LGBTQIA2S+ individuals belong in Tacoma and deserve to be safe, welcomed, and to trust government to preserve their individual civil rights. This resolution makes clear the City of Tacoma supports our LGBTQIA2S+ neighbors.

ALTERNATIVES:

Alternative(s)	Positive Impact(s)	Negative Impact(s)
1. Take no action		Devolves community trust in local government

EVALUATION AND FOLLOW UP:

The City Manager should implement the actions directed in this resolution.

STAFF/SPONSOR RECOMMENDATION:

Sponsors recommend adopting this resolution and affirm the City of Tacoma's commitment to ensuring that all individuals, regardless of sexual orientation or gender identity, feel safe and supported.

FISCAL IMPACT:

Immediate costs to implement this policy can be incorporated into ongoing process and program work. There is an indeterminate ongoing cost that will need to be evaluated over time.

Fund Number & Name	COST OBJECT (CC/WBS/ORDER)	Cost Element	Total Amount
1. N/A			
TOTAL			

What Funding is being used to support the expense?

Are the expenditures and revenues planned and budgeted in this biennium's current budget?

NO, PLEASE EXPLAIN BELOW



City of Tacoma

City Council Action Memorandum

Immediate costs to implement this policy can be incorporated into ongoing process and program work. There is an indeterminate ongoing cost that will need to be evaluated over time.

Are there financial costs or other impacts of not implementing the legislation?

No

Will the legislation have an ongoing/recurring fiscal impact?

There is an indeterminate ongoing cost that will need to be evaluated over time.

Will the legislation change the City's FTE/personnel counts?

No

ATTACHMENTS:

N/A



Tacoma City Council Constituent Intake Website Data Report: February 2025

Total Request
Submissions

163

Total Submissions

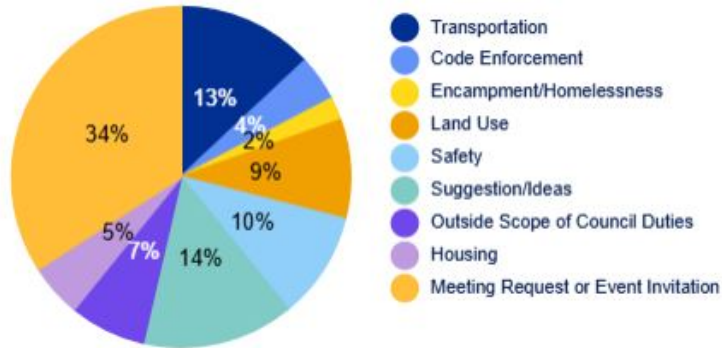
Request
Submissions

95

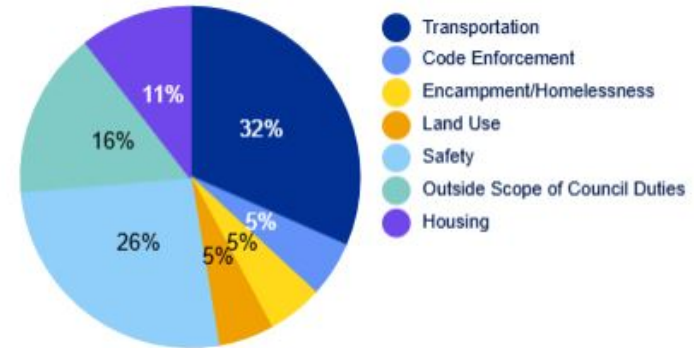
Inquiries that include
+1 Council Member

Topic Codes

Summary

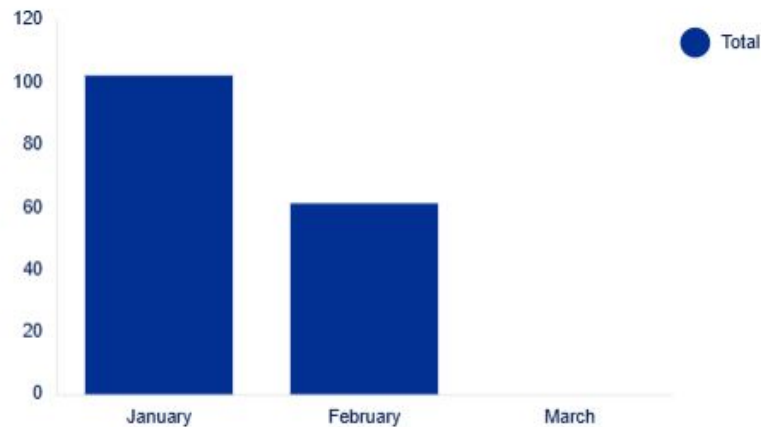


Last 14 Days



Submission Summary

Submissions by Month



Submissions by Council District



Contact: Karyssa Mathison, Constituent Relations Analyst
kmathison@cityoftacoma.org





TACOMA

VENUES & EVENTS

2024 YEAR-END REPORT

Community & Economic Impact

Presented by: Adam Cook





Overview:

Tacoma Venues & Events is honored to present this 2024 report for the Tacoma City Theaters, Tacoma Dome, Greater Tacoma Convention Center, Cheney Stadium, and Tacoma Special Events and Community Impact.

As a pillar of Tacoma's cultural and economic landscape, Tacoma Venues & Events takes great pride in bringing our community together and welcoming visitors from around the world. Our venues continue to be catalysts for cultural and economic vitality, generating more than \$95 million in impact while bringing together residents and visitors to celebrate music, arts, sports, and civic engagement.

This year, we marked the 20th anniversary of the Greater Tacoma Convention Center, reflecting on two decades of hosting transformative events that shape our city's identity. We also welcomed record-breaking concerts, expanded our community partnerships, and deepened our commitment to inclusion and accessibility in event programming. Whether through unforgettable performances at the Tacoma Dome, inspiring moments on our theater stages, or the vibrant community celebrations that define Tacoma, TVE remains dedicated to fostering shared experiences that strengthen our city.

We are grateful to the Tacoma City Council, City leadership, our incredible staff, and the many community partners who make this work possible. As we look ahead, we remain committed to being ***Better Together—creating legendary experiences and enriching lives in welcoming spaces.***

TVE's Five Core Values:



Safety
First



Legendary
Experiences



One Crew
Built on Trust



Create
& Innovate



Inclusion
Matters

Adam Cook

Director, Tacoma Venues & Events

TVE Mission Statement:

Better Together: Enriching Lives in Welcoming Spaces





TACOMA CITY THEATERS

THREE STAGES · ONE DISTRICT



RIALTO THEATER
TACOMA CITY THEATERS



PANTAGES THEATER
TACOMA CITY THEATERS



THEATER ON THE SQUARE
TACOMA CITY THEATERS



102 events 121 event days 8 sold-out events
127 total performances 74,175 attendance
\$2.5 million gross commercial event revenue



Capital Improvement:

- ∴ \$799,121 in capital investment:
- ∴ Rialto Theater carpet and roof renovation.

Special *Thank You* to our
Resident Arts Organizations

- ∴ Northwest Sinfonietta
- ∴ Puget Sound Revels
- ∴ Symphony Tacoma
- ∴ Tacoma Arts Live
- ∴ Tacoma City Ballet
- ∴ Tacoma Concert Band
- ∴ Tacoma Opera
- ∴ Tacoma Youth Symphony Association

79th Annual Tacoma Holiday Tree Lighting



Notable Events:

An A-List Season!

An evening with Broadway super star and original Galinda in the smash hit musical WICKED Kristin Chenoweth performed with Symphony Tacoma.

An evening with John Cusack draws a sold-out audience of star struck fans!

Community Engagement:

79th Annual Tacoma Holiday Tree Lighting

- ∴ Sold out Tacoma Concert Band Holiday Concert ushered in the merry festivities.
- ∴ Open House performance by the Joint Base Lewis-McChord brass quartet and complimentary photos with Santa and Mrs. Claus.



103 events
593,926 attendance
Over \$70 million economic impact
8 City of Tacoma events over 10 days
37 community sponsorship partners



25 graduations
8,300 graduates
85,532 graduation attendance

"Move over Seoul, Tacoma might be the new capital of K-pop culture. K-pop shows at the [Tacoma] Dome have pulled in audiences ranging from 10,000 to 20,000 attendees. The concerts either sell out or come close to it." - Craig Sailor, Tacoma News Tribute

5 Timers Club Inductees:

An elite status achieved only by artists who've played five (or more) separate concerts at the Tacoma Dome.

Subtronics

Cyclops Dome 2024

Iron Maiden

The Future Past World Tour 2024

Korn

Korn with Gojira Tour 2024



Duncan Motivational:

One event

Over \$8 million economic impact

∴ 9,418 attendance

∴ 7,259 out of town guests

Historical Moment:

Tacoma Dome's First ever
10 Timers Club Inductee:

An elite status achieved only by artists who've played 10 (or more) separate concerts at the Tacoma Dome.



Excision

Thunderdome 2024

2024

∴ more than 46,000 tickets sold
∴ \$10,238,491 economic impact

Lifetime:

2018, 2020, 2022, 2023 & 2024

∴ 161,270 tickets sold
∴ \$40,800,459+ economic impact





Community Engagement:

Abraham's House Free Community Event:

- Distributed furniture, appliances, household goods and more to nearly 3,500 people.
- Over \$1.2 million in merchandise distributed.

Thanksgiving Turkey Giveaway
with Tacoma Police Department

- distributed 475 turkeys to families in need

Hams for the Holidays Giveaway
sponsored with Commencement Bank

- distributed 1,000 hams/turkeys to families and food banks in the community



2024 Top Ranking Concerts:

Zach Bryan

The Quittin' Time Tour

Highest Grossing Ticket Sales

Highest Grossing Back-to-Back Shows

Highest Back-to-Back

Ticket Sales & Attendance

- nearly 43,000 tickets sold

- \$3,871,984 economic impact

"There aren't a lot of artists who romanticize playing the Tacoma Dome [but] it might always be a better fit for big-time country shows." - Seattle Times



P!NK

Trustfall/Summer Carnival 2024

First Female Artist to Play

Two Back-to-Back Shows

First Female Artist to Play Two Sold-Out

Shows Back-to-Back

Highest Grossing Female Artist

- more than 38,000 tickets sold

- \$3,527,122 economic impact

Approximately \$3,500 in backpacks and school supplies donated through *Stuff the Bus* fan activation to benefit communities in schools.





2024 T-TOWN CITY SERVICES EXPO & JOB FAIR

Play. Explore. Learn. Work.

November 1 & 2, 2024

- Over 2,500 in attendance over two days
- 45 City & TPU Service Demos:
 - Tacoma Fire
 - Tacoma Rail
 - Tacoma Police
 - Tacoma Library
 - TAGRO
 - Public Worksand more!

Tacoma Public Schools & Korsmo
Construction Trades and Hiring Fair:

Second-time partnership with T-Town

- 20 buses transporting more than 1,500 Tacoma Public Schools students
- 100 hiring booths each day
- High school student club demos

Building a diverse pipeline of talent for future careers
with the City of Tacoma, TPU, and skilled trades.





GREATER TACOMA CONVENTION CENTER



151 events
115,497 attendance
\$23 million economic impact
18,839 room nights generated

Recognized for the 5th time by
Exhibitor Magazine

- Center of Excellence
- Recognizing the Top Convention Centers in North America



Pierce County Awards & Accolades

- #3 of America's Best Towns to Visit according to *CNN.com*
- #5 of Best Cities in the PNW for a Last-Minute Getaway according to *The Travel*



CHENEY STADIUM



402,459 attendees
over 76 events
• 334,234 tickets sold

Community Engagement:

In 2024, the Greater Tacoma Convention Center opened its doors to an array of culturally diverse events, including but not limited to:

- Anime Washington
- El Shaddai Passover
- NWPPA: Women in Public Power 2024
- Foundation for Tacoma Students: Charting our Future conference
- Zeta Phi Beta Sorority, Incorporated/Washington State Leadership Conference (sorority started to support Black women in higher education in 1920)
- Quinceañera Expo 2024
- South Sound YMCA: Emerging Multicultural Leadership Experience
- Rainbow Center Black & White Gayla
- WA Fatherhood Council 2024 WA Fatherhood Summit
- Weddings & receptions representing diverse Tacoma cultures

Notable Events:

Anime Washington

- 4,000 attendance
- 550 room nights generated

Charity Choice Invitational

- 8,000 attendance
- 750 room nights generated

NW Pinball & Arcade Show

- 5,000 attendance
- 355 room nights generated

Intl Brotherhood of Magicians

- 800 attendance
- 1,044 room nights generated

US Warhammer Open

- 800 attendance
- 365 room nights generated





GREATER TACOMA CONVENTION CENTER

20th Anniversary Celebration

On November 21, 2024 Tacoma Venues & Events and our community celebrated 20 years of amazing stories and gatherings for the Greater Tacoma Convention Center.

Guests were greeted with a Living Green Carpet and participated in a raffle for some great prizes to stay and play throughout Tacoma.

With everything from appetizer stations to a selfie photobooth, the 20th anniversary showcased wonderful achievements and memorable moments throughout the years.

Special *Thank You* to our vendors & partners who helped make this night special:

- Lisa Monet Photography
- Symphony Tacoma
- Act 1 Photobooth
- Champagne Creative Group
- Corina Bakery
- Aramark
- ENCORE Global
- Silver Cloud Hotel - Tacoma Waterfront
- Grand Event Rentals



SPECIAL EVENTS

The City's Events and Recognitions Committee approved **\$90,000** of Special Events funding for **39** organizations to produce events throughout Tacoma in 2024. More than **77,000** attended these events.

- 321 Buddy Fundraising
A Place for Me - Resource Fair
- Asia Pacific Cultural Center
26th Annual Asia Pacific New Year Celebration
- Classical Tuesdays in Old Town
Celebrating Tacoma's Tapestry
- AIDNW-Advocates for Immigrants in Detention NW
Community Support of Immigrants
- Rainbow Center
Tacoma Pride Festival
- Alchemy Skateboarding
Go Skate Tacoma 2024
- Washington State Historical Society
In the Spirit: Northwest Native Arts Festival
- Better Together Event Planning
Community Wellness Fair
- Central Neighborhood Council
Tacoma Porchfest
- Building Youth Through Music dba WayOut Kids
Juneteenth - A Road to Economic Freedom
- Downtown Tacoma Partnership
Downtown Tacoma Block Party
- Girls on Fire
Vibrant Youth Wellness Summit
- Children's International Health Relief
Hilltop Healthy Kids & Family Carnival
- Tacomarama Street Band
Tacoma Day of HONK!
- Entertainment Resource Alliance
Military Marvels Art Market
- Write 253
Tacoma Wayzgoose
- ForeverGreen Trails
Eastside Tacoma Mountain Division Trail Outreach
- Foss Waterway Seaport
Tacoma Ocean Fest 2024
- Latinx Unidos of the South Sound
Festival Latinx
- The Daffodil Festival
Grand Floral Parade - Tacoma
- 6th Ave Business District
Art on the Ave
- Proctor Business District Association
Proctor Arts Fest
- Museum of Glass
Glass Fest Northwest
- Native Daily Network
Indigenous People's Day
- Metro Parks Tacoma
MOSAIC Tacoma's Arts & Culture Festival
- Northwest Folklife
SuperFolk Festival
- Northwest Sinfonietta
The Art of Tango
- On the Road with PartnerCafe
Under the Big Top Community Resource Fair
- Pacific Islander Health Board of WA
AANHPI Heritage Celebration
- Puget Sound Revels
May Day Celebration
- Washington Conservation Action
Tacoma Earth Gay
- SENCo
2nd Annual Block Party
- Tacoma Art Museum
Dia de los Muertos, 2024
- Tacoma Light Trail
Tacoma Light Trail 2024
- Tacoma Refugee Choir
Welcoming to Cooperation Symposium
- UW Tacoma
Celebrando Comunidad
- Tacoma Sister Cities
Dia de los Muertos 6th Ave
- Wat Pa Toledo Buddha Sattaram
Sawasdee Thailand
- Wizards of Washington
Dragon Egg Hunt 2024

2024 Major Events:

Dr. Martin Luther King, Jr. Celebration

- Theme: What is Your Life's Blueprint
- 42 vendors for the Community Outreach Fair
- 3 awardees

City of Destiny Awards

- First year of the community showcase, inviting nominees and past, and current recipients to engage attendees before the event
- 17 Community Resource Fair Exhibitors
- 9 awardees
 - First Inspire Tacoma award, recipient: Isaiah Thomas



Issued **138** Special Event permits & **8** film permits

Notable Achievement:

- TVE's Special Events Coordinator, Ashley Young, received the Washington Festivals and Events Association Rising Star Award



COMMUNITY IMPACT



Tacoma Public School's Next Move Internship

- Hosted two high school interns from IDEA

The City's Events and Recognitions Committee participated with TVE at 6 community funded events including:

- Tacoma Pride Festival
- Mosaic: Tacoma's Arts & Culture Festival
- Downtown Tacoma Block Party
- Proctor Arts Festival
- Festival Latinx
- Tacoma HONK! Fest



More than **\$85,000** in tickets donated to non-profit organizations.

ASIA PACIFIC CULTURAL CENTER: 26th Annual New Year Celebration

Host Country: Taiwan

A community-based arts and culture exhibition featuring a host country or culture each year. The celebration features performances, demonstrations, authentic cuisine and a variety of vendors and resource booths.

- **7,921** attendance
- **90** vendors

ASIAN & PACIFIC ISLANDER COALITION DEMOCRACY SUMMIT:

A community-based event encouraging and promoting culturally meaningful and holistic civic engagement across Asian, Native Hawaiian, and Pacific Islander communities every four years. APIC Democracy Summit welcomes a space for communities to engage in the political process and collectivize around the issues that matter.

- **765** attendance
- **60** vendors
- **39** languages offered



SKILLSHOPS

First year of SkillShops

Tacoma Venues & Events SkillShops are designed to inform, teach, and support our event organizers to ensure they have the necessary tools to execute successful events.

- **4** SkillShops classes
 - Event Permitting Basics
 - Funding and Grant Writing
 - Diversity, Equity, Inclusion, and Access in Events
 - Event Safety and Security
- **203** attendance
- Equity in Events toolkit and other resources available online



"I am tremendously blessed by all of you for continuing to stand with Eloise's no matter what. It has truly blessed my soul and made a difference."

- Making A Difference Foundation,
President and CEO Ahndrea Blue

ELOISE'S COOKING POT FOOD BANK

Hosted at the Tacoma Dome

Offering a drive-thru community food bank every Wednesday at the Tacoma Dome from 10am - 3pm to help serve the community and food-insecure families.

- **45** event days in 2024
- This partnership helped serve:
 - **15,867** households
 - **55,589** family members
 - **1,190,025** lbs of food
 - **1,428,030** meals provided





**City of Tacoma
Public Utility Board Meeting**

**February 26, 2025; 6:30 p.m.
Tacoma Public Utilities – Ground Floor Auditorium
3628 S 35th Street, Tacoma WA 98409**

**Join remotely: <https://us06web.zoom.us/j/84626080846>
or by dialing 253-215-8782 and entering meeting ID: 846 2608 0846**

Call to Order

Roll Call

A. Approve Minutes of Previous Meetings

B. Comments by the Public

C. Recognition:

a. Career and Technical Education Month

D. Regular Agenda

- D-1 Resolution U-11509 - A resolution to award certain contracts and approve certain purchases:
1. Award two-year contract to Stantec Consulting Services, Inc., to analyze the seismic performance of Mossyrock Dam (\$3,605.960, plus applicable taxes) [Matthew Wilson, Dam Safety Engineer].
- D-2 Resolution U-11510 – A resolution approving TPU’s 2025 federal legislative agenda [Lauren Adler, Federal Relations Manager].

Tacoma Power

- D-3 Resolution U-11511 – Amend and revise Chapters 12.01 and 12.06A of the Tacoma Municipal Code to include recovery of additional and increased operating and labor costs, effective April 7, 2025 [Chad Edinger; Power Asst. Section Mgr.]

Tacoma Water

- D-4 Resolution U-11512 – Amend and revise Tacoma Municipal Code Section 12.10 to include recovery of additional and increased operating costs with an effective date of April 7, 2025 [Dana Larsen, Customer & Financial Services Mgr].
- D-5 Resolution U-11513 – Authorize Tacoma Water to execute two wholesale water supply agreements with Cascade Water Alliance [Marc Powell, Business Service Analyst].

D-6 Motion 25-01 – That upon concurrence by the City Council, the Director of Utilities is authorized to settle all claims brought by Anthony White in the lawsuit referenced as Anthony White v. City of Tacoma, Pierce County Cause No. 22-2-08766-3, on behalf of the City of Tacoma in the full and final amount of \$270,000.00.

E. Executive Session

- To consider the minimum price at which real estate will be considered [RCW 42.30.110(1)(c)]
- To review the performance of a public employee [RCW 42.30.110(1)(g)]

F. Adjournment

The Public Utility Board may enter a closed or executive session at any time during an open public meeting as provided by law.



The City of Tacoma does not discriminate on the basis of disability in any of its programs, Activities, or services. To request this information in an alternative format or to request a reasonable accommodation, please contact the TPU Director's Office at 253-502-8201. TTY or speech to speech users please dial 711 to connect to Washington Relay services.



NOTICE

**City of Tacoma
Public Utility Board
Study Session**

February 26, 2025; 5:00 p.m.
Tacoma Public Utilities, LT1 (3rd Floor Conference Room)
(Directly Across Main Elevator)
3628 South 35th Street, Tacoma WA 98409

Join remotely: <https://us06web.zoom.us/j/81336402669>
or by dialing 253-215-8782 and entering meeting ID 813 3640 2669

Notice is hereby given that the Public Utility Board study session on Wednesday, February 26, 2025 will start at 5:00 rather than its regularly-scheduled time of 3.00.

Call to Order

Roll Call

The Public Utility Board will hold a study session with staff to discuss the following:

Approximate Time	Topic	Presenter(s)
5:00 – 5:30	Tacoma Water: Canyon Falls Creek Pump Station – Pipeline One Pressurization Program	Alicia Flatt, Principal Engineer
	General Board Comments / Discussion and Director's Reports	

Adjournment

The Public Utility Board may enter into a closed or executive session at any time during an open public meeting as provided by law.

Charleen Jacobs
Public Utility Board Office
253-502-8201; utilityboard@cityoftacoma.org



The City of Tacoma does not discriminate on the basis of disability in any of its programs, activities, or services. To request this information in an alternative format or to request a reasonable accommodation, please contact the TPU Director's Office at 253-502-8201. TTY or speech to speech users please dial 711 to connect to Washington Relay services.



Citywide Weekly Briefing for 10 February 2025 to 16 February 2025

The data is not National Incident Based Reporting System (NIBRS) compliant. Do not compare the results with any report using that standard. The data is dynamic and is subject to change and/or revision. The number of distinct offenses listed on a report are counted. This does not represent reports or individuals. All data is compared to last year for the same number of days or date range. Small numbers may cause large percent increases and decreases. Beginning 1 October 2022, there was a change in how TPD reports certain Aggravated Assaults and Destruction offenses.

Offense Breakdown	7 Days		28 Days		Year to Date		7 Days	28 Days	YTD
	10-Feb-2024	10-Feb-2025	20-Jan-2024	20-Jan-2025	01-Jan-2024	01-Jan-2025			
	16-Feb-2024	16-Feb-2025	16-Feb-2024	16-Feb-2025	16-Feb-2024	16-Feb-2025			
Persons	80	76	303	266	497	461	5.0% ▼	12.2% ▼	7.2% ▼
Assault	70	70	277	245	456	420	0.0%	11.6% ▼	7.9% ▼
Homicide (doesn't include Negligent/Justifiable)	0	2	3	2	3	3	NC	33.3% ▼	0.0%
Kidnapping/Abduction	3	2	5	4	9	8	33.3% ▼	20.0% ▼	11.1% ▼
Sex Offenses, Forcible	7	2	18	15	29	30	71.4% ▼	16.7% ▼	3.4% ▲
Property	431	178	1781	1032	2974	1753	58.7% ▼	42.1% ▼	41.1% ▼
Arson	1	0	7	6	15	7	100.0% ▼	14.3% ▼	53.3% ▼
Burglary/Breaking and Entering	32	17	131	93	210	150	46.9% ▼	29.0% ▼	28.6% ▼
Counterfeiting/Forgery	2	1	8	4	11	5	50.0% ▼	50.0% ▼	54.5% ▼
Destruction/Damage/Vandalism of Property	118	55	487	280	842	464	53.4% ▼	42.5% ▼	44.9% ▼
Fraud	12	2	49	41	84	63	83.3% ▼	16.3% ▼	25.0% ▼
Larceny/Theft	181	78	712	451	1168	781	56.9% ▼	36.7% ▼	33.1% ▼
Motor Vehicle Theft	70	20	317	120	533	214	71.4% ▼	62.1% ▼	59.8% ▼
Robbery	6	3	34	20	55	34	50.0% ▼	41.2% ▼	38.2% ▼
Stolen Property	9	2	35	14	51	26	77.8% ▼	60.0% ▼	49.0% ▼
Society	9	23	46	74	82	106	155.6% ▲	60.9% ▲	29.3% ▲
Drug/Narcotic	4	14	27	54	46	75	250.0% ▲	100.0% ▲	63.0% ▲
Pornography/Obscene Material	0	0	0	1	3	3	0.0%	NC	0.0%
Prostitution	0	0	0	0	0	1	0.0%	0.0%	NC
Weapon Law Violations	5	9	19	19	33	27	80.0% ▲	0.0%	18.2% ▼
Citywide Totals	520	277	2130	1372	3553	2320	46.7% ▼	35.6% ▼	34.7% ▼

NC = Noncalculable

Last 7 Days

Notes:

- There were 2 Homicide offense(s) during the last 7 days.
- 70.0% (49/70) of the Assaults were coded Simple Assault.
- There were 63 DV-related offenses.
- 82.5% (52/63) of the DV-related offenses were Persons.
- 70.0% (49/70) of the Assaults were DV-related.
- DV-related Offenses: 61 ↗ 63
- There were no Gang-Related offense(s) during the last 7 days.
- Theft from Motor Vehicle: 60 ↘ 16

Top 5 Locations - Compared to last year

- 4502 S Steele St: 13 ↘ 11
- 1111 S L St: 0 ↗ 5
- 1019 Pacific Ave: 1 ↗ 4
- 7037 A St: 0 ↗ 3
- 2931 S 38th St: 0 ↗ 3
- 707 S 56th St: 3 ↔ 3
- 702 S 14th St: 0 ↗ 3
- There were 8 additional locations with 3.

Top 5 Offense Locations - Compared to last year

- Single Family Residence: 88 ↘ 49
- Street/Right Of Way: 79 ↘ 49
- Apartment: 73 ↘ 48
- Parking Lot: 117 ↘ 39
- Department Store: 8 ↗ 14



Sector 1 Weekly Briefing for 10 February 2025 to 16 February 2025

The data is not National Incident Based Reporting System (NIBRS) compliant. Do not compare the results with any report using that standard. The data is dynamic and is subject to change and/or revision. The number of distinct offenses listed on a report are counted. This does not represent reports or individuals. All data is compared to last year for the same number of days or date range. Small numbers may cause large percent increases and decreases. Beginning 1 October 2022, there was a change in how TPD reports certain Aggravated Assaults and Destruction offenses.

Offense Breakdown	7 Days		28 Days		Year to Date		7 Days	28 Days	YTD
	10-Feb-2024	10-Feb-2025	20-Jan-2024	20-Jan-2025	01-Jan-2024	01-Jan-2025			
	16-Feb-2024	16-Feb-2025	16-Feb-2024	16-Feb-2025	16-Feb-2024	16-Feb-2025			
Persons	22	21	69	77	107	124	4.5%▼	11.6%▲	15.9%▲
Assault	18	19	61	67	98	110	5.6%▲	9.8%▲	12.2%▲
Homicide (doesn't include Negligent/Justifiable)	0	2	0	2	0	2	NC	NC	NC
Kidnapping/Abduction	1	0	1	2	2	3	100.0%▼	100.0%▲	50.0%▲
Sex Offenses, Forcible	3	0	7	6	7	9	100.0%▼	14.3%▼	28.6%▲
Property	115	57	511	318	826	497	50.4%▼	37.8%▼	39.8%▼
Arson	0	0	5	1	9	1	0.0%	80.0%▼	88.9%▼
Burglary/Breaking and Entering	9	5	41	29	63	42	44.4%▼	29.3%▼	33.3%▼
Counterfeiting/Forgery	0	0	0	0	0	0	0.0%	0.0%	0.0%
Destruction/Damage/Vandalism of Property	34	21	159	113	278	172	38.2%▼	28.9%▼	38.1%▼
Fraud	1	1	6	5	12	9	0.0%	16.7%▼	25.0%▼
Larceny/Theft	48	19	200	111	299	175	60.4%▼	44.5%▼	41.5%▼
Motor Vehicle Theft	23	11	90	46	151	75	52.2%▼	48.9%▼	50.3%▼
Robbery	0	0	6	6	8	10	0.0%	0.0%	25.0%▲
Stolen Property	0	0	4	6	5	10	0.0%	50.0%▲	100.0%▲
Society	0	6	5	12	12	21	NC	140.0%▲	75.0%▲
Drug/Narcotic	0	3	4	8	8	15	NC	100.0%▲	87.5%▲
Pornography/Obscene Material	0	0	0	0	0	0	0.0%	0.0%	0.0%
Prostitution	0	0	0	0	0	0	0.0%	0.0%	0.0%
Weapon Law Violations	0	3	1	4	4	6	NC	300.0%▲	50.0%▲
Sector Totals	137	84	585	407	945	642	38.7%▼	30.4%▼	32.1%▼

NC = Noncalculable

Last 7 Days

Notes:

- There were 2 Homicide offense(s) during the last 7 days.
- 68.4% (13/19) of the Assaults were coded Simple Assault.
- There were 16 DV-related offenses.
- 93.8% (15/16) of the DV-related offenses were Persons.
- 73.7% (14/19) of the Assaults were DV-related.
- DV-related Offenses: 15 ↗ 16
- There were no Gang-Related offense(s) during the last 7 days.
- Theft from Motor Vehicle: 23 ↘ 7

Top 5 Locations - Compared to last year

- 1111 S L St: 0 ↗ 5
- 1019 Pacific Ave: 1 ↗ 4
- 902 Fawcett Ave: 0 ↗ 3
- 702 S 14th St: 0 ↗ 3
- 565 Broadway: 0 ↗ 3

Top 5 Offense Locations - Compared to last year

- Street/Right Of Way: 34 ↘ 21
- Apartment: 28 ↘ 19
- Parking Lot: 26 ↘ 13
- Single Family Residence: 12 ↘ 8
- Alley: 4 ↘ 3



Sector 2 Weekly Briefing for 10 February 2025 to 16 February 2025

The data is not National Incident Based Reporting System (NIBRS) compliant. Do not compare the results with any report using that standard. The data is dynamic and is subject to change and/or revision. The number of distinct offenses listed on a report are counted. This does not represent reports or individuals. All data is compared to last year for the same number of days or date range. Small numbers may cause large percent increases and decreases. Beginning 1 October 2022, there was a change in how TPD reports certain Aggravated Assaults and Destruction offenses.

Offense Breakdown	7 Days		28 Days		Year to Date		7 Days	28 Days	YTD
	10-Feb-2024	10-Feb-2025	20-Jan-2024	20-Jan-2025	01-Jan-2024	01-Jan-2025			
	16-Feb-2024	16-Feb-2025	16-Feb-2024	16-Feb-2025	16-Feb-2024	16-Feb-2025			
Persons	19	18	71	50	122	100	5.3%▼	29.6%▼	18.0%▼
Assault	16	15	65	42	113	84	6.3%▼	35.4%▼	25.7%▼
Homicide (doesn't include Negligent/Justifiable)	0	0	0	0	0	1	0.0%	0.0%	NC
Kidnapping/Abduction	2	1	2	1	3	3	50.0%▼	50.0%▼	0.0%
Sex Offenses, Forcible	1	2	4	7	6	12	100.0%▲	75.0%▲	100.0%▲
Property	113	38	502	261	835	438	66.4%▼	48.0%▼	47.5%▼
Arson	0	0	1	0	3	0	0.0%	100.0%▼	100.0%▼
Burglary/Breaking and Entering	7	3	31	21	51	36	57.1%▼	32.3%▼	29.4%▼
Counterfeiting/Forgery	1	0	4	2	6	2	100.0%▼	50.0%▼	66.7%▼
Destruction/Damage/Vandalism of Property	30	13	152	71	251	119	56.7%▼	53.3%▼	52.6%▼
Fraud	6	0	18	13	23	19	100.0%▼	27.8%▼	17.4%▼
Larceny/Theft	51	17	206	111	347	189	66.7%▼	46.1%▼	45.5%▼
Motor Vehicle Theft	14	5	76	35	132	59	64.3%▼	53.9%▼	55.3%▼
Robbery	1	0	6	6	12	9	100.0%▼	0.0%	25.0%▼
Stolen Property	3	0	8	1	9	2	100.0%▼	87.5%▼	77.8%▼
Society	2	2	10	6	12	9	0.0%	40.0%▼	25.0%▼
Drug/Narcotic	2	0	4	1	6	2	100.0%▼	75.0%▼	66.7%▼
Pornography/Obscene Material	0	0	0	1	0	1	0.0%	NC	NC
Prostitution	0	0	0	0	0	0	0.0%	0.0%	0.0%
Weapon Law Violations	0	2	6	4	6	6	NC	33.3%▼	0.0%
Sector Totals	134	58	583	317	969	547	56.7%▼	45.6%▼	43.6%▼

NC = Noncalculable

Last 7 Days

Notes:

- There were no Homicide offense(s) during the last 7 days.
- 73.3% (11/15) of the Assaults were coded Simple Assault.
- There were 15 DV-related offenses.
- 80.0% (12/15) of the DV-related offenses were Persons.
- 73.3% (11/15) of the Assaults were DV-related.
- DV-related Offenses: 16 ▾ 15
- There were no Gang-Related offense(s) during the last 7 days.
- Theft from Motor Vehicle: 11 ▾ 5

Top 5 Locations - Compared to last year

- 1901 S Union Ave: 1 ↗ 3
- 1139 N Harmon St: 0 ↗ 2
- 1825 S Stevens St: 0 ↗ 2
- 801 N Mason Ave: 0 ↗ 2
- 1908 N Oakes St: 0 ↗ 2
- 2713 6th Ave: 0 ↗ 2
- 4328 N Huson St: 0 ↗ 2
- There were 4 additional locations with 2.

Top 5 Offense Locations - Compared to last year

- Single Family Residence: 29 ▾ 14
- Street/Right Of Way: 15 ▾ 10
- Apartment: 22 ▾ 9
- Parking Lot: 30 ▾ 8
- Other Business: 0 ↗ 4



Sector 3 Weekly Briefing for 10 February 2025 to 16 February 2025

The data is not National Incident Based Reporting System (NIBRS) compliant. Do not compare the results with any report using that standard. The data is dynamic and is subject to change and/or revision. The number of distinct offenses listed on a report are counted. This does not represent reports or individuals. All data is compared to last year for the same number of days or date range. Small numbers may cause large percent increases and decreases. Beginning 1 October 2022, there was a change in how TPD reports certain Aggravated Assaults and Destruction offenses.

Offense Breakdown	7 Days		28 Days		Year to Date		7 Days	28 Days	YTD
	10-Feb-2024	10-Feb-2025	20-Jan-2024	20-Jan-2025	01-Jan-2024	01-Jan-2025			
	16-Feb-2024	16-Feb-2025	16-Feb-2024	16-Feb-2025	16-Feb-2024	16-Feb-2025			
Persons	19	18	77	71	126	108	5.3%▼	7.8%▼	14.3%▼
Assault	18	17	73	69	115	104	5.6%▼	5.5%▼	9.6%▼
Homicide (doesn't include Negligent/Justifiable)	0	0	1	0	1	0	0.0%	100.0%▼	100.0%▼
Kidnapping/Abduction	0	1	1	1	2	2	NC	0.0%	0.0%
Sex Offenses, Forcible	1	0	2	1	8	2	100.0%▼	50.0%▼	75.0%▼
Property	111	47	400	263	691	477	57.7%▼	34.3%▼	31.0%▼
Arson	0	0	0	3	1	4	0.0%	NC	300.0%▲
Burglary/Breaking and Entering	7	3	27	23	44	39	57.1%▼	14.8%▼	11.4%▼
Counterfeiting/Forgery	0	0	2	1	3	1	0.0%	50.0%▼	66.7%▼
Destruction/Damage/Vandalism of Property	33	9	89	56	157	101	72.7%▼	37.1%▼	35.7%▼
Fraud	2	1	15	13	26	17	50.0%▼	13.3%▼	34.6%▼
Larceny/Theft	46	29	166	138	293	262	37.0%▼	16.9%▼	10.6%▼
Motor Vehicle Theft	21	3	82	24	133	44	85.7%▼	70.7%▼	66.9%▼
Robbery	1	1	6	1	12	2	0.0%	83.3%▼	83.3%▼
Stolen Property	1	1	12	4	20	7	0.0%	66.7%▼	65.0%▼
Society	4	4	19	18	34	33	0.0%	5.3%▼	2.9%▼
Drug/Narcotic	1	4	13	17	18	26	300.0%▲	30.8%▲	44.4%▲
Pornography/Obscene Material	0	0	0	0	2	2	0.0%	0.0%	0.0%
Prostitution	0	0	0	0	0	1	0.0%	0.0%	NC
Weapon Law Violations	3	0	6	1	14	4	100.0%▼	83.3%▼	71.4%▼
Sector Totals	134	69	496	352	851	618	48.5%▼	29.0%▼	27.4%▼

NC = Noncalculable

Last 7 Days

Notes:

- There were no Homicide offense(s) during the last 7 days.
- 82.4% (14/17) of the Assaults were coded Simple Assault.
- There were 14 DV-related offenses.
- 78.6% (11/14) of the DV-related offenses were Persons.
- 58.8% (10/17) of the Assaults were DV-related.
- DV-related Offenses: 17 ▾ 14
- There were no Gang-Related offense(s) during the last 7 days.
- Theft from Motor Vehicle: 18 ▾ 4

Top 5 Locations - Compared to last year

- 4502 S Steele St: 13 ▾ 11
- 4509 S Union Ave: 0 ⤴ 3
- 7002 Tacoma Mall Blvd: 0 ⤴ 3
- 2931 S 38th St: 0 ⤴ 3
- 3701 S Pine St: 0 ⤴ 3
- 7235 S Madison St: 0 ⤴ 3

Top 5 Offense Locations - Compared to last year

- Apartment: 12 ⤴ 13
- Department Store: 4 ⤴ 13
- Street/Right Of Way: 12 ▾ 11
- Single Family Residence: 18 ▾ 10
- Parking Lot: 47 ▾ 5
- Other Business: 2 ⤴ 5



Sector 4 Weekly Briefing for 10 February 2025 to 16 February 2025

The data is not National Incident Based Reporting System (NIBRS) compliant. Do not compare the results with any report using that standard. The data is dynamic and is subject to change and/or revision. The number of distinct offenses listed on a report are counted. This does not represent reports or individuals. All data is compared to last year for the same number of days or date range. Small numbers may cause large percent increases and decreases. Beginning 1 October 2022, there was a change in how TPD reports certain Aggravated Assaults and Destruction offenses.

Offense Breakdown	7 Days		28 Days		Year to Date		7 Days	28 Days	YTD
	10-Feb-2024	10-Feb-2025	20-Jan-2024	20-Jan-2025	01-Jan-2024	01-Jan-2025			
	16-Feb-2024	16-Feb-2025	16-Feb-2024	16-Feb-2025	16-Feb-2024	16-Feb-2025			
Persons	20	19	86	68	142	129	5.0% ▼	20.9% ▼	9.2% ▼
Assault	18	19	78	67	130	122	5.6% ▲	14.1% ▼	6.2% ▼
Homicide (doesn't include Negligent/Justifiable)	0	0	2	0	2	0	0.0%	100.0% ▼	100.0% ▼
Kidnapping/Abduction	0	0	1	0	2	0	0.0%	100.0% ▼	100.0% ▼
Sex Offenses, Forcible	2	0	5	1	8	7	100.0% ▼	80.0% ▼	12.5% ▼
Property	92	36	368	190	622	341	60.9% ▼	48.4% ▼	45.2% ▼
Arson	1	0	1	2	2	2	100.0% ▼	100.0% ▲	0.0%
Burglary/Breaking and Entering	9	6	32	20	52	33	33.3% ▼	37.5% ▼	36.5% ▼
Counterfeiting/Forgery	1	1	2	1	2	2	0.0%	50.0% ▼	0.0%
Destruction/Damage/Vandalism of Property	21	12	87	40	156	72	42.9% ▼	54.0% ▼	53.8% ▼
Fraud	3	0	10	10	23	18	100.0% ▼	0.0%	21.7% ▼
Larceny/Theft	36	13	140	91	229	155	63.9% ▼	35.0% ▼	32.3% ▼
Motor Vehicle Theft	12	1	69	15	117	36	91.7% ▼	78.3% ▼	69.2% ▼
Robbery	4	2	16	7	23	13	50.0% ▼	56.3% ▼	43.5% ▼
Stolen Property	5	1	11	3	17	7	80.0% ▼	72.7% ▼	58.8% ▼
Society	3	11	12	38	24	43	266.7% ▲	216.7% ▲	79.2% ▲
Drug/Narcotic	1	7	6	28	14	32	600.0% ▲	366.7% ▲	128.6% ▲
Pornography/Obscene Material	0	0	0	0	1	0	0.0%	0.0%	100.0% ▼
Prostitution	0	0	0	0	0	0	0.0%	0.0%	0.0%
Weapon Law Violations	2	4	6	10	9	11	100.0% ▲	66.7% ▲	22.2% ▲
Sector Totals	115	66	466	296	788	513	42.6% ▼	36.5% ▼	34.9% ▼

NC = Noncalculable

Last 7 Days

Notes:

- There were no Homicide offense(s) during the last 7 days.
- 57.9% (11/19) of the Assaults were coded Simple Assault.
- There were 18 DV-related offenses.
- 77.8% (14/18) of the DV-related offenses were Persons.
- 73.7% (14/19) of the Assaults were DV-related.
- DV-related Offenses: 13 ↔ 18
- There were no Gang-Related offense(s) during the last 7 days.
- Theft from Motor Vehicle: 8 ↘ 0

Top 5 Locations - Compared to last year

- 707 S 56th St: 3 ↔ 3
- 8601 S Hosmer St: 0 ↗ 3
- 7037 A St: 0 ↗ 3
- 6801 Pacific Ave: 0 ↗ 2
- 9314 S Ash St: 0 ↗ 2
- 8402 S Hosmer St: 0 ↗ 2
- 4801 E E St: 0 ↗ 2

Top 5 Offense Locations - Compared to last year

- Single Family Residence: 29 ↘ 17
- Parking Lot: 14 ↘ 13
- Apartment: 11 ↘ 7
- Street/Right Of Way: 18 ↘ 7
- Driveway: 2 ↗ 4



MEETINGS FOR THE WEEK OF
FEBRUARY 24, 2025 THROUGH FEBRUARY 28, 2025
REVISED

TIME	MEETING	LOCATION
MONDAY, FEBRUARY 24, 2025		
5:00 PM	Local Improvement District (LID) Hearings*	747 Market St., Municipal Bldg., Council Chambers Visit www.cityoftacoma.org/hearingexaminer
5:30 PM	Bicycle and Pedestrian Technical Advisory Group	747 Market St., Municipal Bldg., Conf. Rm. 248 Join Zoom Meeting at: https://zoom.us/j/99545896138 Telephonic: Dial 253-215-8782 Meeting ID: 995 4589 6138 Passcode: 762319
5:30 PM	Commission on Immigrant and Refugee Affairs	747 Market St., Municipal Bldg., Conf. Rm. 243 Join Zoom Meeting at: https://zoom.us/j/895137832298 Telephonic: Dial 253-215-8782 Meeting ID: 895 1378 2298 Passcode: 288952 Contact Vicky McLaurin at HRCandCIRA@cityoftacoma.org
TUESDAY, FEBRUARY 25, 2025		
9:00 AM	Hearing Examiner's Hearing*	747 Market St., Municipal Bldg., Council Chambers Visit www.cityoftacoma.org/hearingexaminer
10:00 AM	Economic Development Committee	747 Market St., Municipal Bldg., Conf. Rm. 248 Join Zoom Meeting at: https://zoom.us/j/88227539908 Telephonic: Dial 253-215-8782 Meeting ID: 882 2753 9908 Passcode: 614650
11:15 AM	Bid Opening**	3628 S. 35th St., Public Utilities Bldg., ABN-M1 Join Zoom Meeting at: https://zoom.us/j/88402380573 Telephonic: Dial 253-215-8782 Meeting ID: 884 0268 0573 Passcode: 070737 Visit www.tacomapurchasing.org
NOON	City Council Study Session	747 Market St., Municipal Bldg., Council Chambers Join Zoom Meeting at: https://zoom.us/j/89496171192 Telephonic: Dial 253-215-8782 Meeting ID: 894 9617 1192 Passcode: 896569
5:00 PM	City Council Meeting	747 Market St., Municipal Bldg., Council Chambers Join Zoom Meeting at: https://zoom.us/j/84834233126 Telephonic: Dial 253-215-8782 Meeting ID: 848 3423 3126 Passcode: 349099
WEDNESDAY, FEBRUARY 26, 2025		
4:30 PM	Infrastructure, Planning, and Sustainability Committee	747 Market St., Municipal Bldg., Conf. Rm. 248 Join Zoom Meeting at: https://zoom.us/j/87829056704 Telephonic: Dial 253-215-8782 Meeting ID: 878 2905 6704 Passcode: 614650
5:00 PM	Public Utility Board Study Session – CHANGE OF TIME	3628 S. 35th St., Public Utilities Bldg., Conf. Rm. Lt1 Join Zoom Meeting at: https://zoom.us/j/81336402669 Telephonic: Dial 253-215-8782 Meeting ID: 813 3640 2669
5:30 PM	Landmarks Preservation Commission	747 Market St., Municipal Bldg., Conf. Rm. 243 Join Zoom Meeting at: https://zoom.us/j/88592995176 Telephonic: Dial 253-215-8782 Meeting ID: 891 2004 6605

5:00 PM Public Utility Board Meeting

3628 S. 35th St., Public Utilities Bldg., Auditorium
Join Zoom Meeting at: <https://zoom.us/j/84626080846>
Telephonic: Dial 253-215-8782
Meeting ID: 846 2608 0846

THURSDAY, FEBRUARY 27, 2025

7:30 AM	Tacoma Community Redevelopment Authority Board	747 Market St., Municipal Bldg., Conf. Rm. 248 Join Zoom Meeting at: https://zoom.us/j/84447211773 Telephonic: Dial 253-215-8782 Meeting ID: 844 4721 1773 Passcode: 970091
9:00 AM	Hearing Examiner's Hearing*	747 Market St., Municipal Bldg., Council Chambers Visit www.cityoftacoma.org/hearingexaminer
1:00 PM	Deferred Compensation Administrative Committee	747 Market St., Municipal Bldg., Conf. Rm. 243 Contact Cindy Farmer at 253-573-2345
4:30 PM	Community Vitality and Safety Committee	747 Market St., Municipal Bldg., Conf. Rm. 248 Join Zoom Meeting at: https://zoom.us/j/85961604917 Telephonic: Dial 253-215-8782 Meeting ID: 859 6160 4917 Passcode: 614650
5:00 PM	Land Use Public Meeting***	747 Market St., Municipal Bldg., Council Chambers Contact Shirley Schultz at Sschultz@cityoftacoma.org

FRIDAY, FRIDAY 28, 2025

NO MEETINGS SCHEDULED



Meeting sites are accessible to people with disabilities. People with disabilities requiring special accommodations should contact the appropriate department(s) 48 hours prior to the meeting time.

* Hearing Examiner's Hearings and Local Improvement District Meetings meet on an as-needed basis. Contact the Hearing Examiner's Office at 253-591-5195 to confirm whether a meeting will be held this week. Hearings may be held at various times throughout the day.

** Bid Opening will be held on an as-needed basis. Contact the Finance Procurement and Payables Office at 253-502-8468 or www.tacomapurchasing.org to confirm whether Bid Opening will be held.

*** Land Use Public Meetings meet on an as-needed basis. Contact Division Manager, Shirley Schultz at 253-345-0879 to confirm whether a meeting will be held this week.



**CITY OF TACOMA, WASHINGTON
OFFICE OF THE CITY COUNCIL
COUNCIL CONSIDERATION REQUEST**

TO: Tacoma City Council

FROM: Mayor Victoria Woodards and Chief Policy Analyst Bucoda Warren

COPIES TO: Elizabeth Pauli, City Manager; Chris Bacha, City Attorney

SUBJECT: Resolution expressing support for the passage of Proposition No. 1 submitted by the City of Tacoma on the April 22, 2025, Special Election ballot, to fund street repair, maintenance, and safety improvements for streets, including bicycle and pedestrian improvements; and encouraging residents to vote "Approved" on Proposition No. 1 on the April 22, 2025, Special Election ballot. - Requested for March 4, 2025.

DATE: February 12, 2025

I ask for your support for a Resolution expressing support for the passage of Proposition No. 1 submitted by the City of Tacoma on the April 22, 2025, Special Election ballot, to fund street repair, maintenance, and safety improvements for streets, including bicycle and pedestrian improvements; and encouraging residents to vote "Approved" on Proposition No. 1 on the April 22, 2025, Special Election ballot.

LEGISLATIVE INTENT:

Resolution/Ordinance Request:

At its meeting of December 17, 2024, the Tacoma City Council unanimously adopted Resolution No. 41588 authorizing the submission to voters, at an election to be held on April 22, 2025, of a proposition to continue an increased funding level for street repair, maintenance, and safety improvements for streets, including bicycle and pedestrian improvements, by levying an additional 2% utility tax on natural gas, electric, and phone utilities effective 2026; increasing the regular property tax levy by \$0.25/\$1,000 of assessed value for a maximum levy rate of \$1.95/\$1,000 of assessed value for collection in 2026; authorizing the 2026 levy amount as the basis to calculate future levies per RCW 84.55. Qualifying seniors and others are exempt per RCW 84.36.381.

In 2015, Tacoma voters passed Propositions No. 3 and A, which set the foundation for the Tacoma Streets Initiative. Proposition No. 3 increased taxes by 1.5% on natural gas, electric, phone companies and property taxes by \$0.20/\$1,000 of assessed value. Proposition A raised the sales tax by one-tenth of one percent. Over the past decade, this initiative has allowed the Public Works Department to complete over \$397 million in critical infrastructure improvements in the City's rights-of-way. As the current funding nears expiration in December 2025, the City Council submitted Tacoma Streets Initiative II to the Auditor's Office for inclusion on the April 2025 ballot.

Tacoma Streets Initiative II is expected to raise \$375 million for street repair, maintenance, and safety improvements for Tacoma streets, including pedestrian and bicycle improvements through an increase in property tax and utility tax. With grant match and additional partnerships, staff anticipates bringing in over \$900 million dollars over the first 15 years. The City will be able to improve 1,100-1,400 arterial lane miles, 250-300 sidewalk miles, 130-170 miles of bike infrastructure, maintain 5,200-6,200 residential blocks, to reduce wear and tear on residents' vehicles and keep freight, cars, and transit moving efficiently over a 15-year performance period, prioritizing accessibility, pedestrian safety, and multimodal connectivity.

RCW 42.17A.555, according to the state Public Disclosure Commission, allows elected boards, councils and commissions to "express a collective decision, or to actually vote upon a motion, proposal, resolution, order, or ordinance, or to support or oppose a ballot proposition so long as (a) any required notice of the meeting includes the title and number of the ballot proposition, and (b) members of the legislative body, members of the board, council, or commission of the special purpose district, or members of the public are afforded an approximately equal opportunity for the expression of an opposing view.

DESIRED RESOLUTION DATE: March 4, 2025

COMMUNITY ENGAGEMENT/ (CUSTOMER RESEARCH):

Public Works staff have been providing information on the Streets Initiative and plans for Proposition No. 1 through the City webpage and printed and digital materials. Staff have also been meeting regularly with community organizations, Neighborhood Councils, Business Districts, and partners as requested.

2025 STRATEGIC PRIORITIES:

Equity and Accessibility:

Investments will be made in historically underserved neighborhoods guided by the Tacoma Equity Index through capital projects and residential street improvements. Safety improvements and enhancements will also align with other plans like the City's Vision Zero plan.

Economy/Workforce: *Equity Index Score: Moderate Opportunity*

Increase the number of Tacoma households that have livable wage jobs within proximity to the city.

Increase the number of infrastructure projects and improvements that support existing and new business developments.

Education: *Equity Index Score: Moderate Opportunity*

Demonstrate community support for education by increasing support for school levies and bonds; volunteering and mentoring youth.

Civic Engagement: *Equity Index Score: Moderate Opportunity*

Increase the number of residents who participate civically through volunteering and voting.

Increase the percentage of residents who believe they are able to have a positive impact on the community and express trust in the public institutions in Tacoma.

Livability: *Equity Index Score: Moderate Opportunity*

Increase positive public perception of safety and overall quality of life.

Explain how your legislation will affect the selected indicator(s)?

This funding will support safety upgrades and infrastructure improvements necessary to ensure our roads continue to support the City's development. This legislation indicates support for the Proposition and will improve civic engagement by bringing more public support in front of the residents and giving them more reason to trust in the City. Additionally, the project itself creates more jobs close to home and ensures people view the City's Public Works Projects favorably. Additionally, investments will reduce congestion across Tacoma leading to saved time and fewer emissions; Expand safe networks for all, especially on Neighborhood Greenways, whether they walk, bike, use a wheelchair, take transit, or drive; and support workforce development, union jobs, and training focusing on sustainable career pathways for Tacoma and Pierce County.

ALTERNATIVES:

Alternative	Positive Impacts	Negative Impacts
1.Do not pass resolution	No changes to support levels and visibility of Proposition No. 1.	Less visibility and support for Proposition No. 1, may cause it not to pass, which could delay projects and increased road wear on vehicles and decreased safety enhancements.
2.Pass resolution	Council would endorse voter support of Proposition No. 1, increasing visibility and support	There will be increase in costs to taxpayers

EVALUATIONS AND FOLLOW UP:

Passage of Proposition No. 1 would indicate success of this resolution. If the Proposition passes, then City staff will begin implementation of projects. Regular updates would be provided to the City Council.

SPONSOR RECOMMENDATION:

We recommend the adoption of this resolution to express support for the City of Tacoma Proposition No. 1 on the April 22, 2025, Special Election ballot.


FISCAL IMPACT:

There is no fiscal impact to the City of Tacoma in passing this resolution. If the Proposition passes, then the city will be authorized to collect increased utility taxes and increased property taxes beginning in 2026 for the implementation of Proposition No. 1. If the Proposition fails, staff may need to come to Council with new proposals for maintaining Tacoma's street network.

If you have a question related to the Council Consideration Request, please contact Chief Policy Analyst Bucoda Warren at 253-318-0594 or bwarren@cityoftacoma.org.

SUBMITTED FOR COUNCIL CONSIDERATION BY Mayor Victoria Woodards.

SUPPORTING COUNCIL MEMBERS SIGNATURES

1.  POS# 1

2.  POS# 8



**CITY OF TACOMA, WASHINGTON
OFFICE OF THE CITY COUNCIL
COUNCIL CONSIDERATION REQUEST**

TO: Mayor & City Council

FROM: Council Member John Hines and Policy Analyst Christina Caan

COPIES TO: Elizabeth Pauli, City Manager; Chris Bacha, City Attorney

SUBJECT: **Resolution – Declaring the inclusion of community members over the age of 65 on Tacoma’s committees, boards, and commissions a priority and directing the City Manager to inform the City Council quarterly of changes to senior representation – February 25, 2025**

DATE: February 19, 2025

I ask for your support for a resolution declaring it a priority to include at least one community member over the age of 65 on each of Tacoma’s committees, boards, and commissions (CBC) when possible and directing the City Manager to keep the City Council informed on at least a quarterly basis about changes to senior representation on CBCs.

LEGISLATIVE INTENT

Resolution Request: Tacoma is committed to being an inclusive city that seeks to provide a healthy, vibrant, and equitable future for all.¹ To help achieve this goal, we have invested a great deal in ensuring that our young people have a voice in shaping our city. Yet, as Tacoma’s aging population continues to expand, it is equally vital that our older community members also have a meaningful role in developing our policies and community investments.² By fostering greater engagement with those over the age of 65, we can make additional progress ensuring that our policies navigate challenges across the age spectrum and that Tacoma is a city for everyone.

Tacoma’s volunteer committees, boards, and commissions (CBCs) provide a unique opportunity for community members to impact our city’s future. Tacoma has more than a dozen CBCs that work on a wide range of topics, from urban design to human services.³ Each CBC is unique in its purpose, mission, and role, but all help gather information, provide advice and recommendations, and aid the City Council in its decision-making.⁴ While we have a designated Youth Commission, which is composed of middle or high school students and is responsible for bringing a youth-lens to city policies, we do not currently require our CBCs to have a designated seat for a community member over the age of 65. In fact, more than half of our current CBCs do not have a single senior member.

Not all seniors have the time, ability, or interest to serve in volunteer positions, but older community members often have a wealth of knowledge and professional experience that would add value to the discussions taking place in our CBCs. They also have unique needs and interests that younger CBC

¹ [Tacoma 2025 - City of Tacoma](#); [One Tacoma: Comprehensive Plan - City of Tacoma](#); [Transportation Master Plan - City of Tacoma](#)

² [Tacoma Age Friendly Action Plan-v2Final.pdf](#); [An Introduction to the AARP Network of Age-Friendly States and Communities](#)

³ [Committees, Boards and Commissions - City of Tacoma](#)

⁴ [Committees, Boards & Commissions - Handbook](#)

members may not be attuned to in our community. Seniors can also help ensure that the improvements we make for younger generations are sustainable and equitable across all life stages.

The City Council is responsible for appointing all members of CBCs and this resolution would declare it a priority to include at least one community member who over the age of 65 years on each of Tacoma's CBCs when possible. It would also direct the City Manager to keep the City Council informed about changes to the number of seniors on our CBCs. This will help ensure that City Council Members keep the status of senior representation in mind when recruiting, interviewing, and appointing new CBC members.

DESIRED RESOLUTION DATE: March 4, 2025

COMMUNITY ENGAGEMENT

Community members raised concerns regarding the City's attention to senior issues with the City Council and City staff following changes to the City's senior services in late 2024. This engagement revealed a need to enhance the way senior interests and voices are included in the City Council's decision-making process. In December 2024, Council Member John Hines proposed enhancing senior participation and inclusion in the City's CBCs during a "Senior Summit" and received positive feedback from the community for this approach. The City's Age Friendly Action Plan, developed in 2021 with an advisory group of local experts and partners, also recommended that Tacoma take steps to highlight the needs of older residents and develop a more robust system of support for them.⁵

2025 STRATEGIC PRIORITIES

Equity and Accessibility: Community members have expressed a strong desire to ensure that our aging population has a voice in discussions about the City's work and policies. By striving to include at least one older community member, our CBCs would reflect the diversity of our community and be better suited to navigate issues across the age spectrum. This will in turn help enable our CBCs to provide helpful and responsive input and expand the ability of our community members to have an impact on public institutions. Advancing this resolution will also help to ensure that Tacoma remains a city where all individuals, at every stage of life, feel connected and supported.

Civic Engagement: *Equity Index Score:* Moderate Opportunity

Increase the percentage of residents who believe they are able to have a positive impact on the community and express trust in the public institutions in Tacoma.

Increase the number of residents who participate civically through volunteering and voting.

Elected officials, boards, commissions, and volunteer leadership will reflect the diversity of the Tacoma community.

Livability: *Equity Index Score:* Moderate Opportunity

Increase positive public perception of safety and overall quality of life.

ALTERNATIVES

Alternative	Positive Impacts	Negative Impacts
Take no action.	Council maintains the ability to appoint individuals over the age of 65 to CBCs.	Council may prioritize issues other than age when appointing CBC members, potentially limiting the

⁵ [Tacoma Age Friendly Action Plan-v2Final.pdf](#)

		inclusion of senior voices in CBC discussions.
Require a senior seat on each CBC.	Each CBC may include the perspective and input of an individual over the age of 65.	Council would need to enact a variety of resolutions, ordinances, and City Charter amendments to require a senior seat on all CBCs due to their divergent origins, which would create delays in action. Such a requirement may also lead to prolonged vacancies on some CBCs, as well as upend other preferred size and membership requirements.

EVALUATIONS AND FOLLOW UP

The City Manager would provide information on at least a quarterly basis to the City Council about the status of the inclusion of residents who are at least 65 years old on CBCs.

SPONSOR RECOMMENDATION


Sponsors recommend moving the resolution forward to a vote on March 4, 2025.

FISCAL IMPACT

There is no fiscal impact from this resolution beyond staff time to compile a list of all CBC members above the age of 65. City staff already collect information regarding age on the CBC application form.

If you have a question related to the resolution request, please contact Christina Caan, Policy Analyst, at (253) 219-0679 (phone) or ccaan@cityoftacoma.org.

SUBMITTED FOR COUNCIL CONSIDERATION BY:


Council Member John Hines

SUPPORTING COUNCIL MEMBERS SIGNATURES

1. S. Sadalge POS# 4

2. Sarah Runbauge POS# 2

3.  POS# 5

Mayor initials: Victoria R. Woodards



**CITY OF TACOMA, WASHINGTON
OFFICE OF THE CITY COUNCIL
COUNCIL CONSIDERATION REQUEST**

TO: Mayor & City Council

FROM: Council Member Olgy Diaz and Senior Council Policy Analyst Lynda Foster

COPIES TO: Elizabeth Pauli, City Manager; Hyun Kim, Deputy City Manager; Allyson Griffith, Interim Deputy City Manager, Chris Bacha, City Attorney

SUBJECT: **Resolution – Direction to City Manager on Commemorative Flag Raising
– February 25, 2025**

DATE: February 19, 2025

I ask for your support for a Resolution providing direction to the City Manager on where and when Commemorative Flags are flown at City of Tacoma facilities.

LEGISLATIVE INTENT:

This resolution provides direction to the City Manager on where and when Commemorative Flags should be flown at City of Tacoma Facilities. A “Commemorative Flag” is a flag that identifies with a specific event, cause, theme, or group of people that the City Council chooses to honor, recognize, or commemorate consistent with the City's official policies, priorities and sentiments. Commemorative Flag does not include advertising media, such as banners.

The current list of commemorative flags identified by the City Council to be raised, based on historical practice, is as follows:

- A Commemorative Pride Flag in support of the LGBTQIA2+ community, in celebration of PRIDE events, and as a statement to the public that discrimination, harassment and harm to LGBTQIA2+ individuals is not acceptable and will not be tolerated. The flag is typically flown for the month of July.
- The Trans Pride Commemorative Flag in support of the transgender community to recognize the Transgender Day of Visibility and the Transgender Day of Remembrance, in celebration of the lives and contributions of trans people, while also drawing attention to the public of the shared responsibility our community has to our trans friends, family, and neighbors, to continue to support them, help educate the public, fight for change, and eliminate hate-filled violence. The flag is typically flown for the days of March 31 and November 20.
- The Juneteenth Commemorative Flag in honor of the City, State and Federal Juneteenth holiday. Juneteenth is the oldest known celebration commemorating the ending of slavery in the United States. By raising the Juneteenth Flag and through other means, the City encourages employees and community members to learn more about this period in our history and commit to working for a society in which all people are truly free. The flag is typically flown for the day of June 19.
- An orange Commemorative Flag to raise awareness about gun violence prevention, and as a statement of our commitment to end senseless gun violence with evidence-based solutions, pledge to do all we can to keep firearms out of the wrong hands, and encourage responsible gun ownership to help keep our children safe and protect everyone in our community. The

flag is typically flown for Gun Violence Awareness Day and Wear Orange Weekend, which falls on the first Friday and weekend of June.

Whenever a Commemorative Flag is raised, it should be raised at these four locations:

- The Tacoma Municipal Building North (733 Market Street),
- The Tacoma Dome (2727 E D St),
- TPD Headquarters (3701 S Pine St), and
- TFD Headquarters (901 Fawcett Avenue).

Except as provided above, Commemorative Flags may be displayed and communicate messages, viewpoints and opinions only as authorized and approved by the City Council as an exercise of the City's official government speech. City Council shall only consider requests to display an additional Commemorative Flag if that request is made by a member of City Council. Council Member requests should explain how the flag represents the values of the City of Tacoma and articulate how raising the flag is government speech. The Council will not consider requests by an individual or other public or private group. Best practice is to work with community partners to secure flags to fly in association with the commemorative event being celebrated. Flags should be returned to the community partner or securely stored for use in future years.

Federal and state laws provide protocols for flying the United States, Washington State, and Prisoner of War/Missing in Action (POW/MIA) flags at certain government buildings. Commemorative Flags must be the same size or smaller than the United States or Washington State flags being flown. The City Manager may also direct the display of the official flag of the City of Tacoma to create civic pride, denote a sense of place, and reflect the vibrancy of our residents and our community, provided the City Council has not authorized another Commemorative Flag for the same location and period of time.

Occurrences that may limit flying the Commemorative Flag as directed:

- The U.S. Flag Code requires flying the POW/MIA flag on certain days which would supersede local rules or council direction¹.
- If the U.S. flag is required to be flown at half-staff, the commemorative flag would also be required to fly at half-staff. If the location does not have the infrastructure to fly the Commemorative Flag at half-staff, the Commemorative Flag should be removed during that time period.
- If the City is unable to secure donated flags or funding for additional flags.

The Tacoma Dome may also reserve the right to fly flags at its venue when the flag is associated with a specific event held there. Commemorative Flag policies for Tacoma Public Utilities, the Tacoma Public Library, and the Tacoma Municipal Court are to be determined by the Public Utilities Board, Library Board, and Tacoma Municipal Court, respectively.

DESIRED RESOLUTION DATE: March 18, 2025

COMMUNITY ENGAGEMENT/ (CUSTOMER RESEARCH):

Council Members have requested the City fly the current Commemorative Flags in collaboration with community-centered organizations to develop ways to acknowledge and celebrate our shared history. This has included the use of the three identified flags during annual recognitions. In June of

¹ <https://www.dva.wa.gov/pow-mia-flag-display>

2023, the Mayor adopted a LGBTQIA2S+ PRIDE MONTH proclamation that included language on where Commemorative Flags would be raised at City facilities. Later, it was learned that there were challenges to achieving this goal, including the lack of flagpole infrastructure needed. This set up inaccurate expectations with the community and brought to light limitations to raising flags at all City facilities. The Queer City Collective (QCC) brought concerns to Tacoma City Council Members that identified the need a clear and consistent process.

2025 STRATEGIC PRIORITIES:

Equity and Accessibility:

The City of Tacoma Proclamations play a critical role in the City of Tacoma in highlighting the positive impact different demographics and affinity groups have had in the City of Tacoma. There is no process set by Council to clarify how to honor and celebrate these communities and issues through display of Commemorative Flags.

Civic Engagement: *Equity Index Score: Moderate Opportunity*

Elected officials, boards, commissions, and volunteer leadership will reflect the diversity of the Tacoma community.

Increase the percentage of residents who believe they are able to have a positive impact on the community and express trust in the public institutions in Tacoma.

Representation at public meetings will reflect the diversity of the Tacoma community

Explain how your legislation will affect the selected indicator(s)?

Tacoma is an inclusive, welcoming City, that strives to build belief and trust with all people in our community. A clear, transparent process for how Commemorative Flags are selected and when and where they will be raised is needed to build that trust.

ALTERNATIVES:

Alternative	Positive Impacts	Negative Impacts
1. No action	Maintains maximum flexibility and minimizes staff impacts.	Does not create clear, consistent, transparent process.
2. Fly flags at more locations	Maximizes Council's ability to honor, recognize, or commemorate consistent with the City's official policies, priorities and sentiments	Would require costly flagpole infrastructure improvements, as well as increase costs associated with acquiring flags, providing staffing, and tracking inventory.
3. Approve use of different Commemorative Flags	Honor, recognize, or commemorate additional priority topics.	Increase costs associated with acquiring flags, providing staffing, and tracking inventory.

EVALUATIONS AND FOLLOW UP:

The City Manager should work with the Mayor and Council to identify community partners which have historically collaborated on providing Commemorative Flags to coordinate on acquiring the required Commemorative Flags for this directive. The City Manager should inform the City Council of any barriers to acquiring the necessary flags with ample time for the City Council to consider allocating funds through Council Contingency or other methods.

SPONSOR RECOMMENDATION:

Sponsors recommend Council adopt this resolution to provide direction to the City manager on where and when to raise Commemorative Flags at City of Tacoma facilities.

FISCAL IMPACT:

This policy would require staff support and coordination from various City staff who are responsible for flags. Impacts associated with these three commemorative flags will be incorporated into ongoing workload within staff's standard working hours. Future policy direction to add additional commemorative flags could have additional fiscal impacts. This resolution does not provide funding to enhance any infrastructure needed to fly flags, nor does it provide funding to purchase Commemorative Flags.


If you have a question related to the Council Contingency Fund Request, please contact Lynda Foster at 253.591.5166 or lfoster@cityoftacoma.org.


SUBMITTED FOR COUNCIL CONSIDERATION BY: _____


Council Member Diaz

SUPPORTING COUNCIL MEMBERS SIGNATURES (2 SIGNATURES ONLY)

(Signatures demonstrate support to initiate discussion and consideration of the subject matter by City Council for potential policy development and staff guidance/direction.)

1.  POS# _____ Mayor _____

2.  POS# _____ 5 _____

Date	Meeting	Subject	Department	Background
February 25, 2025	Study Session (Hybrid Council Chambers / Dial-in 12:00 p.m.)	Crime Plan Update	Assistant Chief Young-Haskins, Dr. Michael Smith	Staff from TPD and University of San Antonio will provide the final update of the contracted Crime Plan.
		TideFlats Subarea Plan	Planning and Development - Stephen Atkinson	Staff will provide the City Council with an overview of the Steering Committee's recommendations and next steps; the schedule for the Planning Commission's public review and comment period; and tentative timeline for Council consideration.
		Black History Survey Briefing	Planning and Development Services, Historic Preservation - Reuben McKnight	Provide a briefing on the recent historic property survey of sites associated with Black History in Tacoma and related community efforts to increase representation and awareness of Black History in historic preservation in Tacoma.
	City Council Meeting (hybrid Council Chambers /dial-in 5:00 PM)			
March 4, 2025	Study Session (Hybrid Council Chambers / Dial-in 12:00 p.m.)	Shot Spotter	TPD & Consultants	
		2025 Federal Legislative Agenda - General Government and Tacoma Public Utilities	City Manager's Office Sonja Hallum, Andrea Roper & Alex MacBain, Covino, Smith & Simon - Jennifer Covino, Tacoma Public Utilities <i>LaTasha Wortham & Lauren Adler</i>	Staff will provide a Second Review of the Federal Legislative Agenda – General Government and Tacoma Public Utilities,
		Picture Pac Ave	Planning and Development Services - Wesley Rhodes	Staff will provide a briefing on the "Picture Pac Ave," Subarea Plan for the Pacific Avenue Corridor.
	City Council Meeting (hybrid Council Chambers /dial-in 5:00 PM)			
March 11, 2025	*Cancelled			
March 18, 2025	Study Session (Hybrid Council Chambers / Dial-in 12:00 p.m.)	Alternative Response Quarterly Update	Neighborhood and Community Services - Katie Johnston, TFD - Chief Sionna Alailima Stallings, TPD - Chief Moore	Quarterly update on the status of the three Alternative Response projects being led by Fire, Police, and Neighborhood and Community Services: Behavioral Health Response Team (HOPE), Community Safety Officers, Homelessness Response
		Homeless Strategy Update	Neighborhood and Community Services - Caleb Carbone	Staff from NCS will provide their quarterly update on the City's Homeless Strategy.
		Media & Communications Action Strategy Quarterly Update	Media and Communications - Amy Clancy	Staff will provide the first of quarterly briefings to keep Council informed about MCO's Action Strategy.
	City Council Meeting (hybrid Council Chambers /dial-in 5:00 PM)			
March 25, 2025	Study Session (Hybrid Council Chambers / Dial-in 12:00 p.m.)	*Cushman Substation	Planning and Development Services - Lauren Ho	The consultant for the Cushman and Adams Substations Future Use Study will brief the Council on the results of the community engagement and present the draft final report and development scenarios. The project team will return at the next Joint Study Session for further direction from Council/PIUB.
		*UWT Master Plan Presentation	UWT - Curt Kholwes	

Community Vitality and Safety Committee			
Committee Members (Chair) Rumbaugh, (Vice Chair) Walker, Sadalge, and Scott Alternate: Diaz Executive Liaison: Katie Johnston; Coordinator: D'Angelo Baker		2nd and 4th Thursdays of the month 4:30pm Zoom and TMB 248	CBC Assignments • Commission on Disabilities • Commission on Immigrant and Refugee Affairs • Community's Police Advisory Committee • Housing Authority • Human Rights Commission • Human Services Commission • Public Library Board • Tacoma Community Redevelopment Authority
Date	Topic	Presenter(s)	Description
February 27, 2025	Commission on Immigrant and Refugee Affairs Interviews	Nicole Emery, City Clerk	
	Tacoma Area Commission on Disabilities Annual Report	Lucas Smiraldo, Equity Programs Consultant, Combined Strategy Office	
March 13, 2025	Cancelled		
March 27, 2025	Community's Police Advisory Committee Annual Report		

Economic Development Committee

Economic Development Committee			
Committee Members (Chair) Daniels, (Vice Chair) Diaz, Bushnell, Scott Alternate: Rumbaugh; Executive Liaison: Carol Wolfe; Coordinator: Anna Le		2nd, 4th, and 5th Tuesdays of the month 10:00am Zoom and TMB 248	CBC Assignments <ul style="list-style-type: none"> • City Events and Recognition Committee • Equity in Contracting Advisory Committee • Convention Center Public Facilities District • Tacoma Arts Commission • Tacoma Creates Advisory Board
Date	Topic	Presenter(s)	Description
February 25, 2025	Brownfields Job Training Program	Deborah Trevorrow, Workforce Programs Analyst, Community and Economic Development; Antwyone Washington, Vocational Training Coordinator, Goodwill; Michelle Barre, Director of Workforce Development, Clover Park Technical College	The Brownfields Job Training Program is a partnership of the Environmental Protection Agency (EPA), the City of Tacoma, Clover Park Technical College, and Goodwill. This free training program offers multiple certifications and training for entry-level positions in the environmental sciences and construction fields.
	Downtown Tacoma Partnership 2024-2025 Update	David Schroedel, Executive Director, Downtown Tacoma Partnership	This update will include an overview of the Partnership's activities over the past year, a discussion of the Business Improvement Area program's budget development, and summary of the Partnership's plans for the upcoming year.
March 11, 2025	Canceled	--	--
March 25, 2025	Tacoma Creates Reauthorization	Rebecca Solverson, Arts and Cultural Vitality Division Manager; Lisa Jaret, Tacoma Creates Program Manager, Community and Economic Development; Steve Victor, Chief Deputy City Attorney, City Attorney's Office	Staff will share proposed updates to Tacoma Creates in advance of reauthorization decision.

Government Performance and Finance Committee			
Committee Members (Chair) Hines, (Vice Chair) Bushnell, Daniels, and Rumbaugh Alternate: Walker Executive Liaison: Andy Cherullo; Coordinator: D'Angelo Baker		1st and 3rd Tuesdays of the month 10:00am Zoom and TMB 248	CBC Assignments • Audit Advisory Board • Board of Ethics • Civil Service Board • Public Utility Board
Date	Topic	Presenter(s)	Description
March 4, 2025	Utility Fee Adjustments	Chad Edinger (Power) and Heather Pennington (Water) and Ryan Cox (Water).	Staff from Water and Power will be presenting proposed fee adjustments related to increased costs.
March 18, 2025	Bonneville Power Administration Contract Negotiations Update	Chris Robinson, Power Superintendent	Informational briefing to provide an update on the Bonneville Power Administration (BPA) contract negotiations and other issues related to BPA.
	Modifications to Commercial Call-2-Haul Rates	Hayley Falk; Lewis Griffith, Environmental Services	Staff from Environmental Services will present on modifications to Commercial Call-2-Haul rates.

Infrastructure, Planning, and Sustainability Committee			
Committee Members (Chair) Walker, (Vice Chair) Diaz, Hines, and Sadalge Alternate: Bushnell Executive Liaison: Ramiro Chavez; Coordinator: Anna Le		2nd and 4th Wednesdays of the month 4:30pm Zoom and TMB 248	CBC Assignments • Board of Building Appeals • Climate and Sustainability Commission • Landmarks Preservation Commission • Planning Commission • Transportation Commission • Urban Design Board
Date	Topic	Presenter(s)	Description
February 26, 2025	Tacoma Urban Forest Policy Discussion	Councilmember Kristina Walker, Chair, Tacoma City Council Infrastructure, Planning, and Sustainability Committee	Amended ordinance ORD28986 regarding Home in Tacoma directed the City to “immediately initiate a separate, broader policy discussion about expanding the City’s Urban Forestry Program and further implementation of the Urban Forest Management Plan (UFMP).” The specific areas of focus include establishing citywide tree preservation standards (beyond just UR zones); appropriating City resources for tree planting and maintenance; and identifying regulatory and non-regulatory tools for tree preservation. This is the second in a series of discussions led by Chair Walker, with staff support from the Urban Forestry Program. The intent is to cover identified gaps in urban forest services -- as discussed during the February 12 IPS meeting. The Committee will provide recommendations to staff on how to address gaps in these policy areas. Staff will return to IPS for the next discussion in this series after further developing the policy and service proposals identified during this meeting.
	Six-Year Transportation Improvement Plan Annual Amendment	Jennifer Kammerzell, Assistant Transportation Division Manager; Darius Thompson, Assistant Engineering Division Manager, Public Works	Public Works staff will provide a presentation on the annual Six-Year Comprehensive Transportation Improvement Program amendment process and proposed major changes, including a draft list of new projects and projects proposed for removal. This informational presentation will gather Committee feedback prior to the final draft being presented at the April 23, 2025, IPS meeting.
March 12, 2025	Canceled	--	--
March 26, 2025	Permit Parking Only Zones	Eric Huseby, Assistant Division Manager, Public Works	In August 2024, City Council provided staff the authority to create and implement a new parking management tool—Permit Parking Only Zones. This presentation will focus on how this tool will be used as well providing an overview of the implementation strategy including community engagement expectations.