



WEEKLY REPORT TO THE CITY COUNCIL

June 5, 2025

Members of the City Council
City of Tacoma, Washington

Dear Mayor and Council Members:

ITEMS OF INTEREST

1. Council Member Bushnell provides the attached **Council Action Memorandum** for a Council Contingency fund expenditure of **\$15,000** to supplement the \$30,000 South Tacoma Neighborhood Planning Booster funding to conduct a full **Green Blocks scale program in the South Tacoma Neighborhood**.
2. Public Works Director Ramiro Chavez provides the attached **2023-2024 Transportation Benefit District Update**.
3. City Manager's Office Constituent Relations Analyst Karyssa Mathison provides the attached **Constituent Intake Report**.
4. **Tacoma Creates Funding Awards:** The Tacoma Creates Advisory Board made funding decisions for the Comprehensive Organizational funding category at their meeting on May 5th and decisions on Impact funding at their meeting on May 19th. Out of 81 eligible organizations, 80 organizations are being awarded funding. Staff is in the process of notifying all organizations of funding decisions. Once notifications are complete, a full list of funded organizations will be available at www.tacomacreates.org.
5. **City-funded Temporary and Emergency Shelter Performance:** The City posts weekly information about its Temporary and Emergency Shelter locations including current census, number of available beds, and exits to housing. This information can be found at: <https://cms.tacoma.gov/ncs/weeklydataupdate.pdf>. This report is updated weekly.
6. **Encampment Outreach:** For the week of **May 26, 2025 – May 30, 2025**, HEAL team visited **18 locations**. This resulted in **26 (13 new, and 13 repeat)** individuals contacted and referred to community services; **9 individuals** were placed in shelter. This information can be found at: [HEAL Team Engagement Dashboard | Tacoma Open Data](#)
7. Interim Tacoma Police Chief Patti Jackson provides the attached **Weekly Crime Report**.
8. Please see the attached City of Tacoma **Weekly Meeting Schedule**.

9. Building Resilience Against Youth Violence and Exploitation (BRAYVE) Request for Proposals Neighborhood and Community Services (NCS) **Building Resilience Against Youth Violence and Exploitation (BRAYVE)** Request for Proposals (RFP) (NC25-0083F) was published on May 7, 2025, and closed on June 3, 2025. BRAYVE services will provide intervention services for Tacoma youth and young adults who are court-connected, have high risk of being impacted by gun violence, or who have other risk factors linked to violent and/or criminal behavior. The intent of services is to influence the trajectory of youth and young adults (up to the age of 30) by offering alternatives to current behaviors.

Programs that best demonstrate alignment with the [Comprehensive Gang Model](#), which may also include models aligned with [Community-Based Violence Intervention and Prevention Initiative \(CVIPI\)](#) will be considered. The identified areas of focus are Hilltop, East Side, West of Tacoma Mall, and Hosmer communities. There was a lot of interest in the BRAYVE RFP, and **37 applications were received**, far exceeding expectations. Multiple levels of review are beginning and then the Selection Advisory Committee (SAC) will evaluate the applications and make recommendations. The SAC includes community and stakeholder engagement and includes partners such as Human Services Commissioners, community members, Tacoma Police Department, and Tacoma-Pierce County Health Department through its Injury and Violence Prevention team.

10. Tacoma Rescue Mission, Forging Path Community, Shelter Standdown: The two phased micro shelter and mitigation site (3561 S Pacific Ave), operated by Tacoma Rescue Mission, is currently preparing to standdown. Tacoma Rescue Mission staff will continue to work with the current individuals on their stability and housing plans during this transition and into permanent housing or other temporary solutions by **June 30, 2025**. Phase 1 of the site started operating in November 2022, and has served 215 individuals, with 48 of the clients have confirmed being connected to permanent housing. Phase 2 of the site started operating in June 2024, and has served 80 individuals, with 27 of the clients have confirmed being connected to permanent housing.

On June 2, 2025, there were no residents on the mitigation site with all residents being connected to housing or other shelter options, and 41 residents on the micro-shelter site and every person is currently working with case management. Neighborhood and Community Services has begun meeting with Tacoma Rescue Mission weekly to assess operational needs and will continue to support the shelter during this transition. **The City is committed to ensuring that every resident has the option to transition to the new location or has an alternative shelter location should they wish by or before June 30, 2025.**

11. Brotherhood RISE, Freedom Project, Shelter Standdown: The micro shelter site (23rd and MLK Jr Way), operated by Brotherhood RISE, is currently preparing to standdown. Brotherhood RISE staff will continue to work with the current individuals on their stability and housing plans during this transition and into permanent housing or other temporary solutions by **July 31, 2025**. Since opening in June 2023, the shelter has served 50 individuals, with 28 of the clients have confirmed being connected to permanent housing.

On June 2, 2025, there were 11 residents at the site and every person is currently working with case management. Neighborhood and Community Services has begun meeting with Brotherhood RISE weekly to assess operational needs and will continue to support the shelter during this transition. **The City is committed to ensuring that every resident has the option to transition to the new location or has an alternative shelter location should they wish by or before June 30, 2025.**

12. Alzheimer Memorial Church, Give Me A Chance, Shelter Standdown: The family shelter (1121 South Alzheimer Street), operated by Alzheimer Memorial Church (Alzheimer), is currently preparing to standdown. Alzheimer staff will continue to work with the current families on their stability and housing plans during this transition and into permanent housing or other temporary solutions by **June 30, 2025**. Since opening in February 2020, the shelter has served 244 individuals, with 177 of the clients have confirmed being connected to permanent housing.

On June 2, 2025, there were 9 residents at the site and every household is currently working with case management. Neighborhood and Community Services is meeting with Alzheimer weekly to assess operational needs and will continue to support the shelter during this transition. **The City is committed to ensuring that every resident has the option to transition to the new location or has an alternative shelter location should they wish by or before June 30, 2025.**

13. Amy Clancy, Director of the Media and Communications department shares some **good news** below:

- Congrats to Ralph Rodriguez for 50 years of service with the City! Ralph spent most of his career in Public Works where he developed and managed the Local Improvement District (LID) program, earning praise for his hard work and dedication. Help us in celebrating Ralph's service to our city for 50 years! Ralph received recognition at the May 20, 2025, City Council Meeting.
- The **Tacoma Police Department** recently received a Compassionate Police Department Award (and some vegan chocolates) from People for the Ethical Treatment of Animals (PETA) for rescuing a big pup who was trapped on the rocks along our waterfront back in April. <https://www.facebook.com/share/v/1CndFCvriB/>

- Tacoma has a new place to play! Verlo Playfield is a fully inclusive and accessible multi-purpose court on the Eastside. It provides opportunities to play basketball, street hockey, and futsal. <https://www.facebook.com/share/v/1FyrYvmw2S/>
- The City of Tacoma celebrated the launch of the first phase of the Hilltop Plaques Project with a community walk along Martin Luther King Jr. Way! The group visited nine markers, each recognizing a local Black leader whose legacy helped shape Tacoma. You can visit the installed pavers from South 9th Street to Earnest S. Brazill. The Hilltop Plaques Project is part of the broader Hilltop Public Art Project, funded by the Links to Opportunities capital project, and shaped by deep collaboration between local artists, historians, organizations, and Hilltop residents. <https://tacoma.gov/news/18712/>
- Congratulations to the Historic Preservation Award recipients who were honored for their efforts to help revitalize our neighborhoods, advance sustainability, broaden perspectives, and honor legacies of the people and places that make Tacoma so vibrant. Learn more at tacoma.gov/historicpreservation

STUDY SESSION / WORK SESSION

14. **The City Council Study Session of Tuesday, June 10, 2025, will be conducted as a hybrid meeting.** This meeting can be attended in-person at the Tacoma Municipal Building, Council Chambers, located at 747 Market Street on the 1st floor or be heard by dialing (253) 215 – 8782 or through Zoom at: www.zoom.us/j/89496171192 and entering the meeting ID 894 9617 1192; passcode 89659 when prompted. This meeting will be broadcast on TV Tacoma.

The City Council discussion items will include: (1) **City of Tacoma Website Modernization Project Briefing**; (2) **One Tacoma Comprehensive Plan Hearing Debrief**; (3) **Other Items Interest**; (4) **Committee Reports**; (5) **Agenda Review and City Manager’s Weekly Report**; (6) **Executive Session & Closed Session**.

On our first agenda items, staff from Media and Communications and the Information Technology department will provide a **briefing on the City of Tacoma’s website modernization project**.

On our second agenda item, staff from Planning and Development Services and Public Works will provide a **debrief to the One Tacoma Comprehensive Plan** hearing that was held during the June 3, 2025, City Council meeting.

15. The updated **Tentative City Council Forecast and Consolidated Standing Committee Calendars** are attached for your information.

MARK YOUR CALENDARS

16. There are no new items at this time.

Sincerely,

A handwritten signature in black ink, appearing to read "Hyun Kim", is written on a light gray, textured rectangular background.

Hyun Kim
Deputy City Manager

HK: ram



City of Tacoma

City Council Action Memorandum

TO: Elizabeth Pauli, City Manager
FROM: Council Member Joe Bushnell and Senior Council Policy Analyst Lynda Foster
COPY: City Clerk and City Council
SUBJECT: **Resolution - Supporting the capacity and community reach for South Tacoma Green Blocks program – June 10, 2025**
DATE: **June 4, 2025**

SUMMARY AND PURPOSE:

A resolution authorizing the Council Contingency Fund expenditure of \$15,000 to supplement the \$30,000 South Tacoma Neighborhood Planning Booster funding to conduct a full Green Blocks-scale program in the South Tacoma Neighborhood

COUNCIL SPONSORS:

Deputy Mayor Daniels and Council Members Bushnell and Scott

BACKGROUND:

This Recommendation is Based On:

This funding opportunity will leverage a proven existing program model while piloting the development of a systems approach to partnering in neighborhood-level greening efforts. Urban Forestry and the Tacoma Tree Foundation will be bringing the “Green Blocks” community tree planting program to South Tacoma. Prior to the kickoff of Green Blocks, a plantable space inventory of areas within the project footprint that are suitable for tree planting will be conducted.

Green Blocks is a community outreach-driven tree planting initiative co-managed by Tacoma Tree Foundation and City of Tacoma Urban Forestry, which entails door-to-door outreach along priority planting corridors and working with individual property owners to select, deliver, and plant trees in the public right-of-way adjacent to their properties, at no charge. The program culminates in a volunteer community tree planting event where volunteers provide planting assistance. Previous Green Blocks programs have resulted in hundreds of new trees planted in the Tacoma Mall (2022), McKinley (2023), Lincoln (2024), and Hilltop (2025) neighborhoods.

During the \$50,000 participatory budgeting process for the South Tacoma Neighborhood Planning Booster Grant, which received over 600 votes, the community voted to fund two projects. The top project was tree planting support receiving \$30,000. Staff then reached out to Urban Forestry, Parks Tacoma, the Tacoma Tree Foundation (TTF), and the Trust for Public Land to collaborate on a project for South Tacoma.

The \$15,000 of Council Contingency Funding will supplement the \$30,000 South Tacoma Neighborhood Planning Booster funding. The additional \$15,000 allows the program to move forward at full scale, similar in scope and size to previous iterations of Green Blocks in other neighborhoods. While the Booster Grant and Council Contingency Funding will primarily support the administrative needs for the program, the City’s Urban Forestry Program will supplement with Fee-in-Lieu funds to support the program, including the purchase of trees, soil, mulch, stakes, watering bags, and other supporting materials.

COMMUNITY ENGAGEMENT/ CUSTOMER RESEARCH:

The South Tacoma Neighborhood Plan was co-created with the South Tacoma community. Engagement included 1,300+ “engagements” with community members:

- 4 focused community events and meetings: 200+ participants



- 13+ interview conversations with key collaborators
- 2 online community surveys and 1 interactive map: 200+ replies
- 2 phases of multilingual outreach (in 6 languages): 200+ responses in Vietnamese, Spanish, Korean, Russian, and Ukrainian
- 2 walking tours: 50+ participants
- 4 pop-up events: 190 comments received
- 3 focus groups: 24 participants
- Tabling at 3 community events to collect community booster votes: 300+ participants
- Community briefings (Neighborhood Council; Business District)

2025 STRATEGIC PRIORITIES:

Equity and Accessibility: *(Mandatory)*

As of 2017, an analysis of LiDAR data showed that Tacoma's tree canopy is not distributed evenly across the city, with some census blocks in low opportunity areas experiencing as low as 3 percent tree canopy cover, while others in high opportunity areas have as great as 64 percent tree canopy cover. This results in low opportunity areas experiencing greater urban heat island effects, as well as limited access to other social, environmental, and economic benefits provided by greater tree canopy. By protecting and expanding Tacoma's urban forest, the City can better ensure that all residents have the ability to reap the economic, health, and social benefits of green infrastructure and green space.

Economy/Workforce: *Equity Index Score: Low Opportunity*

Increase the number of infrastructure projects and improvements that support existing and new business developments.

Decrease the number of vacant properties downtown and in the neighborhood business districts.

Civic Engagement: *Equity Index Score: Low Opportunity*

Increase the percentage of residents who believe they are able to have a positive impact on the community and express trust in the public institutions in Tacoma.

Increase the number of residents who participate civically through volunteering and voting.

Livability: *Equity Index Score: Low Opportunity*

Improve health outcomes and reduce disparities, in alignment with the community health needs assessment and CHIP, for all Tacoma residents

How does your policy, program, or service help or harm the health of the natural environment?² (e.g. reduction in carbon emissions, open space conditions, sustainability, clean air, water and soil, and noise and light pollution).

Explain how your legislation will affect the selected indicator(s).

During this engagement tree planting and tree canopy support was one of the top requests from community. This is reflected in the Health and Environment goal: Healthy, Sustainable Environment – Create a sustainable, healthy, resilient, thriving community with clean air and water, a healthy tree canopy, and access to health and wellness facilities. Financially supporting this goal demonstrates to community that their input in the South Tacoma Neighborhood Plan will shape Council policies. Enhancing the tree canopy will also create a more vibrant and walkable neighborhood, which will encourage foot traffic and economic activity in the South Tacoma Business



District.

ALTERNATIVES:

| Alternative(s) | Positive Impact(s) | Negative Impact(s) |
|---|---|---|
| 1. Do not provide additional funding for this program | Preserve contingency funds for other Council priorities | The program administration budget (the community engagement, plantable space/site suitability inventory work, coordination with property owners, and volunteer/event coordination) would be significantly reduced, resulting in a smaller focus area, less on-the-ground community engagement, and most likely, less trees planted. |

EVALUATION AND FOLLOW UP:

In the wider context, this version of Green Blocks will serve as a pilot for cooperation across institutional partners in future greening efforts. In this case, Parks Tacoma, through a partnership with the Trust for Public Lands will be looking for ways to operationalize overlapping goals between Parks Tacoma and the City of Tacoma, specifically as it relates to increased greening along public corridors (ex: parks equity access, urban forest management plans, safe routes to school, neighborhood planning, depave program, etc.). Trust for Public Lands will be helping to analyze a wide swath of datasets to illustrate opportunity and constraints for joint greening efforts including: properties of major public landowners (Parks, City, TPU, WSDOT, TPS, etc), existing and near-future capital development projects, Sound Transit station access improvements, Vision Zero corridors, Safe Routes to School walking routes, major anticipated private investments, etc. This overlay will guide implementation of greening efforts in South Tacoma and will provide a model for maximizing partnership opportunities for greening efforts in other areas of Tacoma.

STAFF/SPONSOR RECOMMENDATION:

Sponsors recommend adopting this contingency fund request to bring the “Green Blocks” community tree planting program to South Tacoma at full scale.

FISCAL IMPACT:

| Fund Number & Name | COST OBJECT (CC/WBS/ORDER) | Cost Element | Total Amount |
|-----------------------------------|-------------------------------|--------------|--------------|
| 1. 1030- Council Contingency Fund | 660000 | | 15,000 |
| 2. | | | |
| TOTAL | | | |

What Funding is being used to support the expense?

This resolution will allocate \$15,000 in Council Contingency Funds. These funds will supplement the \$30,000 South Tacoma Neighborhood Planning Booster funding. This project will require the trees, soil, mulch, stakes, watering



City of Tacoma

City Council Action Memorandum

bags, and any other supporting materials to be provided by the City's Urban Forestry Program, through the use of In-Lieu-Fees, as well as Urban Forestry staff time to administer the program.

Are the expenditures and revenues planned and budgeted in this biennium's current budget?

NO, PLEASE EXPLAIN BELOW

The Council Contingency Fund provides an established amount of funding each year for unbudgeted Council sponsored initiatives.

Are there financial costs or other impacts of not implementing the legislation?

No

Will the legislation have an ongoing/recurring fiscal impact?

No

Will the legislation change the City's FTE/personnel counts?

No

ATTACHMENTS:

N/A

Contingency Commitments

| | Funding Amount |
|---|----------------------|
| 2025 | \$ 321,709.00 |
| Resolution 41610 | |
| Council Requested - Golden Gloves Sponsorship | \$ 10,000.00 |
| Council Contingency fund expenditure of \$10,000 to support the 76 th Annual Golden Gloves Boxing Tournament in Tacoma. | |
| Substitute Ordinance 29002 | |
| Grand Cinema Capital Campaign | \$ 50,000.00 |
| Dedicate \$50,000 of the 2025-2026 Budget for Council Contingency to the Grand Cinema Capital Campaign for improvements to the Merlino Building. | |
| Substitute Ordinance 29002 | |
| Rebuilding Hope Capital Campaign | \$ 25,000.00 |
| Dedicate \$25,000 of the 2025-2026 Budget for Council Contingency for the Rebuilding Hope Capital Campaign. | |
| Resolution 41681 | |
| Tacoma Porchfest | \$ 10,000.00 |
| Council Contingency fund expenditure of \$10,000 to sponsor Tacoma Porchfest. | |
| To Council June 10, 2025 | |
| South Tacoma Green Blocks Program | \$ 15,000.00 |
| Council Contingency Fund expenditure of \$15,000 to Supplement the \$30,000 South Tacoma Neighborhood Planning Booster funding to conduct a full green blocks-scale program in the South Tacoma Neighborhood. | |
| Starting Balance | |
| | \$ 321,709.00 |
| Total Amount Allotted | |
| | \$ 110,000.00 |
| Current Balance | |
| | \$ 211,709.00 |



TO: Elizabeth A. Pauli, City Manager
FROM: Ramiro A. Chavez, P.E. PgMP, Public Works Director/City Engineer
Jacob Green, Public Works Street Operations Division Manager
SUBJECT: Tacoma Transportation Benefit District (TBD) 2023-2024 Progress Update
DATE: June 2, 2025

DS
RALPP

The Public Works Department is hereby providing the progress update for work accomplished in 2023 and 2024 utilizing funds provided through the Transportation Benefit District (TBD).

The following table summarizes the budget, expenditures, and the highlights of the work performed for each program identified in Resolution No. TBD 021, which the TBD Board adopted on November 22, 2022 (see attached Exhibit A, "2023-2024 Transportation Benefit District Budget/Spending Plan").

| Program | 2023-2024 Budget | 2023-2024 Expenditures ¹ | Highlights |
|--|---------------------|-------------------------------------|--|
| Street Rehabilitation | \$19,518,811 | \$20,157,009 | 399 Blocks of Residential Surface Treatment 157 Blocks of Residential Overlay 567 Blocks of Residential Preventative Maintenance 3.8 Lane Miles of Arterial Permanent Repair Chip Seal Oil Tank Construction |
| Non-motorized & Sidewalk/Curb Ramp | \$1,200,000 | \$1,343,912 | 182 ADA Compliant Curb Ramp Upgrades |
| Contracted Services- Street Maintenance and Repair | \$2,287,749 | \$2,300,000 | Locations Maintained or Improved Residential Paving – 17 blocks |
| Totals | \$23,006,560 | \$23,800,921 | |

Please contact Jacob Green at (253) 591-2065 should you have any questions.

¹ An overhead rate (20.3% for year 2023 and 2024) accounts for assessments and other administrative expenses not captured in program/project work orders.



RESOLUTION NO. TBD 021

1 A RESOLUTION relating to the City of Tacoma Transportation Benefit District's
2 budget; approving the 2023-2024 Transportation Benefit District Budget/
3 Spending Plan.

4 WHEREAS RCW 35.21.225 and 36.73.020 provide for the establishment of
5 a Transportation Benefit District ("TBD") by cities and counties to levy and impose
6 various taxes and fees to generate revenue to support transportation
7 improvements that benefit the district and are consistent with state, regional, or
8 local transportation plans, and necessitated by existing or reasonably foreseeable
9 congestion levels, and

10 WHEREAS Ordinance No. 28099, passed on November 20, 2012, and
11 codified under Chapter 10.28 of the Tacoma Municipal Code, established a TBD
12 for the purpose of acquiring, constructing, improving, providing, and funding
13 transportation improvements within the district, and,

14 WHEREAS on November 27, 2012, the TBD Board authorized a vehicle
15 license fee of \$20, and

16 WHEREAS on July 14, 2015, the Board adopted Amended Resolution
17 No. TBD 008 to place ballot measure Proposition No. 4, later referred to as
18 Proposition A, on the ballot for the General Election, and

19 WHEREAS Proposition A, approved by the voters in the November 3,
20 2015 General Election, authorized a sales tax increase of one-tenth of one
21 percent to fund street improvements, and
22
23
24
25
26



1 WHEREAS the City's Office of Management and Budget estimates the
2 City will collect an estimated \$5,796,000 in authorized vehicle license fees, and
3 \$15,161,556 from the sales tax increase of one-tenth of one percent, and
4 \$84,528 in investment revenues for a total of \$21,042,084 of TBD revenues in
5 the 2023-2024 biennium, and
6

7 WHEREAS the proposed Budget/Spending Plan also includes spending
8 of \$1,964,476 cash on hand, with the total proposed Budget/Spending Plan of
9 \$23,006,560, and
10

11 WHEREAS transportation projects may include the operation, preservation,
12 and maintenance of transportation facilities or programs, and

13 WHEREAS a budget/spending plan is necessary to outline the
14 transportation improvements to be funded by the TBD, appropriate funds for
15 said improvements, and coordinate with stakeholders and utilities, and
16

17 WHEREAS the TBD Board held a public hearing on November 8, 2022,
18 to allow the public to comment on the proposed TBD Budget/Spending Plan;
19 Now, Therefore,
20
21
22
23
24
25
26



1 BE IT RESOLVED BY THE GOVERNING BOARD OF THE TACOMA
2 TRANSPORTATION BENEFIT DISTRICT:

3 That the 2023-2024 Transportation Benefit District Budget/Spending Plan,
4 substantially in the form of the document on file in the office of the City Clerk, is
5 hereby approved.
6

7 Passed November 22, 2022
8

9 *M. Woodard*
10 Chair of the Transportation
11 Benefit District

12 Attest:

13 *Doris Soum*
14 City Clerk

15 Approved as to form:

16 *Debra Case*
17 Deputy City Attorney
18
19
20
21
22
23
24
25
26



City of Tacoma

Transportation Benefit District Governing Board
Action Memorandum

TO: Transportation Benefit District Governing Board
FROM: Rae Bailey, Division Manager, Public Works Street Operations
Josh Diekmann, P.E. PTOE, Interim Public Works Director/City Engineer
COPY: City Manager and City Clerk
SUBJECT: Resolution - Approval of 2023-2024 Transportation Benefit District Budget and Spending Plan – November 22, 2022
DATE: October 25, 2022

DS
105

SUMMARY AND PURPOSE:

A resolution approving the 2023-2024 Transportation Benefit District Budget and Spending Plan.

BACKGROUND:

This Department's recommendation is based on RCW 35.21.225 and 36.73.020, and City of Tacoma Ordinance No. 28099, which authorized establishment of a Transportation Benefit District (TBD) for the purposes of acquiring, constructing, improving, providing, and funding transportation improvements within the TBD consistent with any state, regional, or local transportation plans and necessitated by existing or reasonably foreseeable congestion levels.

On November 27, 2012, the TBD Governing Board (Board) adopted Resolution No. TBD 001 authorizing the collection of a vehicle license fee of \$20. On November 3, 2019, passage of I-976 repealed the City's authority to collect the vehicle license fee.

On July 14, 2015, the Board adopted Amended Resolution No. TBD 008 to place ballot measure Proposition No. 4, later referred to as Proposition A, on the ballot for the General Election. Proposition A, which authorized a sales tax increase of one tenth of one percent (0.1%) to fund street improvements was passed in the November 3, 2015 General Election.

The City's Office of Management and Budget estimates the City will collect an estimated \$5,796,000 (authorized vehicle license fee), \$15,161,556 (sales tax increase of one tenth of one percent), and \$84,528 in investment revenues for a total of \$21,042,084 of TBD revenues in the 2023-2024 biennium. The proposed Budget and Spending Plan also includes spending \$1,964,476 of cash on hand. The total proposed Budget/Spending Plan is \$23,006,560.

RCW 36.73.020 states the Board shall consider the following criteria when selecting transportation improvements: reduced risk of transportation facility failure and improved safety; improved travel time; improved air quality; increases in daily and peak period trip capacity; improved modal connectivity; improved freight mobility; cost-effectiveness of the investment; optimal performance of the system through time; and other criteria, as adopted by the governing body in Chapter 10.28 of the Municipal Code.

COMMUNITY ENGAGEMENT/ CUSTOMER RESEARCH:

The TBD Budget and Spending Plan provides maintenance of the City's street system and affects all of Tacoma's residents. Maintenance projects are selected primarily upon the pavement condition of the City's street system and the Department uses the City's Equity Index to help guide selection of maintenance in underserved/underrepresented communities. A public hearing was held on November 8, 2022, which provided residents the opportunity to learn about and testify on the 2023-2024 TBD Budget and Spending Plan.



City of Tacoma

**Transportation Benefit District Governing Board
Action Memorandum**

2025 STRATEGIC PRIORITIES:

Equity and Accessibility:

The proposed 2023-2024 TBD Budget and Spending Plan will provide maintenance and repair of residential streets and the construction of new ADA accessible curb ramps at various locations throughout the City, as identified in Exhibit A, entitled "2023-2024 Transportation Benefit District Budget and Spending Plan". Maintenance projects are selected using best asset management practices and the City's Equity Index.

Economy/Workforce: *Equity Index Score:* High Opportunity

Increase the number of infrastructure projects and improvements that support existing and new business developments.

Explain how your legislation will affect the selected indicator(s).

The TBD Budget and Spending Plan will provide maintenance of the City's residential street system; improves safety, travel time, and air quality; increases in daily and peak period trip capacity; improves modal connectivity; and affects all of Tacoma's residents and businesses.

ALTERNATIVES:

| Alternative(s) | Positive Impact(s) | Negative Impact(s) |
|---|--|--|
| 1. Do not approve the TBD Budget and Spending Plan. | There are no positive impacts of not approving the TBD Budget and Spending Plan. | The City will continue to collect the TBD revenue; however, without an approved Budget and Spending Plan the City cannot appropriate the funding for transportation improvements nor coordinate with stakeholders and utilities. |

EVALUATION AND FOLLOW UP:

The Department tracks the expenses and the amount of maintenance performed, and provides the Board with annual and biennium reports of work completed.

STAFF/SPONSOR RECOMMENDATION:

The Public Works Department recommends the Transportation Benefit District Board approve the 2023-2024 Transportation Benefit District Budget and Spending Plan.



City of Tacoma

Transportation Benefit District Governing Board
Action Memorandum

FISCAL IMPACT:

The authorized vehicle license fee of \$20 will generate an estimated \$5,796,000 (authorized vehicle license fee), \$15,161,556 (sales tax increase of one tenth of one percent), and \$84,528 in investment revenues for a total of \$21,042,084 of TBD revenues in the 2023-2024 biennium. The proposed Budget and Spending Plan also includes spending \$1,964,476 of cash on hand. The total proposed Budget/Spending Plan is \$23,006,560.

| Fund Number & Name | COST OBJECT (CC/WBS/ORDER) | Cost Element | Total Amount |
|--------------------|-------------------------------|--------------|---------------------|
| 1070 Vehicle Fee | 663000 | 4317600 | \$7,085,004 |
| 1070 Sales Tax | 663001 | 4313270 | \$15,921,556 |
| TOTAL | | | \$23,006,560 |

What Funding is being used to support the expense?

Transportation Benefit District Funding is being used.

Are the expenditures and revenues planned and budgeted in this biennium's current budget?

No

The proposed Budget and Spending Plan is for the 2023-2024 biennium.

Are there financial costs or other impacts of not implementing the legislation?

YES

Will the legislation have an ongoing/recurring fiscal impact?

No

Will the legislation change the City's FTE/personnel counts?

No

ATTACHMENTS:

- Exhibit A - 2023-2024 Transportation Benefit District Budget and Spending Plan

This page intentionally left blank

EXHIBIT A**2023-2024 TRANSPORTATION BENEFIT DISTRICT BUDGET AND SPENDING PLAN**

| PROGRAM | BUDGET | PROGRAM PURPOSE |
|---|-------------------------|---|
| Street Maintenance and Repair | \$ 19,518,811.00 | <p>The purpose of the Street Maintenance and Repair program is to maintain Tacoma's roadways, both residential and arterial. Repair and maintenance of the right-of-way promotes safety, enhances mobility, and protects the environment.</p> <p>Through Transportation Benefit District funding, Public Works anticipates completing the following work:</p> <p>Residential Surface Treatment – 350 to 370 Blocks Residential Street Paving – 130 to 145 Blocks Residential Preventative Maintenance - 530 to 555 Blocks</p> <p>Construction of Oil Tanks for Surface Treatments Replacement of aging equipment used for Street Maintenance and Repair</p> |
| Nonmotorized & Sidewalk/Curb Ramp | \$ 1,200,000.00 | <p>The purpose of the Nonmotorized & Sidewalk/Curb Ramp Program is to increase the efficiency and safety of pedestrians, bicyclists, and people of all ages and abilities in the right-of-way.</p> <p>Through Transportation Benefit District funding, Public Works anticipates completing the following work:</p> <p>Construct ADA Curb Ramps – 140 to 180 Ramps</p> |
| Contracted Services - Street Maintenance and Repair | \$ 2,287,749.00 | <p>The purpose of the Street Maintenance and Repair program is to maintain Tacoma's roadways, both residential and arterial. Repair and maintenance of the right-of-way promotes safety, enhances mobility, and protects the environment.</p> <p>Through Transportation Benefit District funding and utilizing private construction companies, Public Works anticipates completing the following work:</p> <p>Residential Street Paving – 14 Blocks</p> |
| TOTAL BUDGET | \$ 23,006,560.00 | |

This page intentionally left blank

Resolution No. TBD 021

Adopted: NOV 22 2022

Maker of Motion: Ushka

Seconded: Blocker

Voice Vote:

| MEMBERS | AYES | NAYS | ABSTAIN | ABSENT |
|----------------|------|------|---------|--------|
| CM Blocker | X | | | |
| CM Bushnell | X | | | |
| CM Daniels | X | | | |
| CM Diaz | X | | | |
| CM Hines | X | | | |
| CM Rumbaugh | X | | | |
| CM Ushka | X | | | |
| CM Walker | X | | | |
| Mayor Woodards | X | | | |

Roll Call Vote:

| MEMBERS | AYES | NAYS | ABSTAIN | ABSENT |
|----------------|------|------|---------|--------|
| CM Blocker | | | | |
| CM Bushnell | | | | |
| CM Daniels | | | | |
| CM Diaz | | | | |
| CM Hines | | | | |
| CM Rumbaugh | | | | |
| CM Ushka | | | | |
| CM Walker | | | | |
| Mayor Woodards | | | | |



Tacoma City Council Constituent Intake Website Data Report: June 2025

Total Request
Submissions

499

Total Submissions

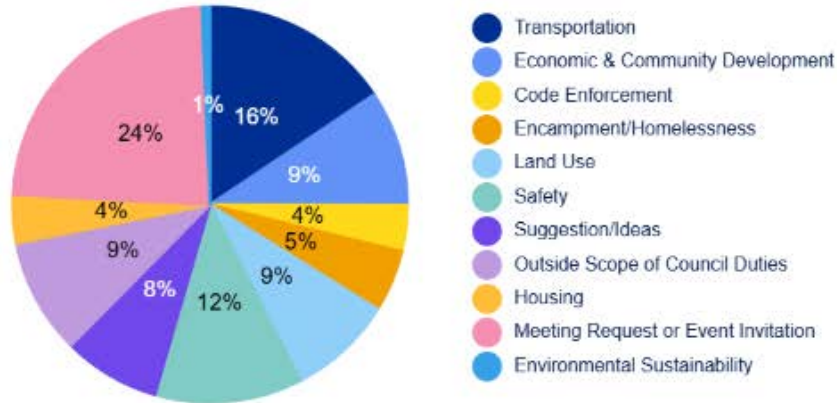
Request
Submissions

342

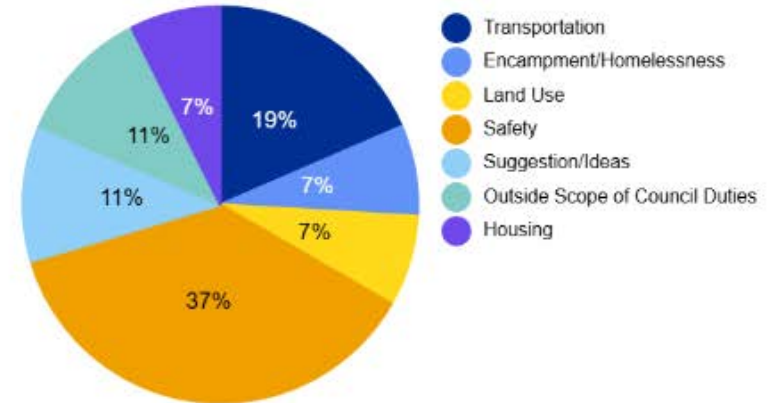
Inquiries that include
+1 Council Member

Topic Codes

Summary

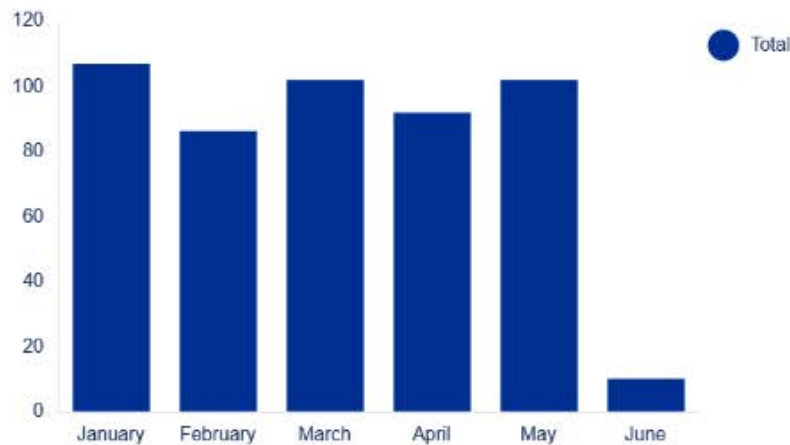


Last 14 Days

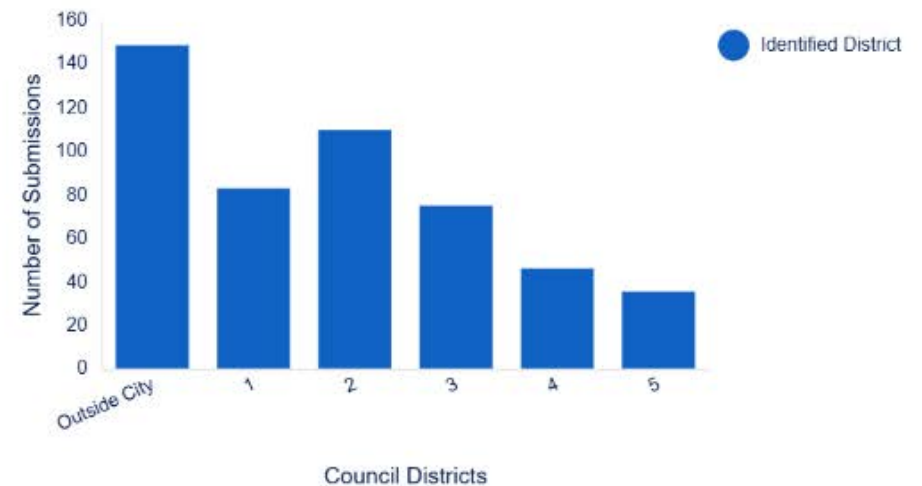


Submission Summary

Submissions by Month



Submissions by Council District



Contact: Karyssa Mathison, Constituent Relations Analyst
kmathison@tacoma.gov



Citywide Weekly Briefing for 26 May 2025 to 01 June 2025

The data is not National Incident Based Reporting System (NIBRS) compliant. Do not compare the results with any report using that standard. The data is dynamic and is subject to change and/or revision. The number of distinct offenses listed on a report are counted. This does not represent reports or individuals. All data is compared to last year for the same number of days or date range. Small numbers may cause large percent increases and decreases. Beginning 1 October 2022, there was a change in how TPD reports certain Aggravated Assaults and Destruction offenses.

| Offense Breakdown | 7 Days | | 28 Days | | Year to Date | | 7 Days | 28 Days | YTD |
|--|-------------|-------------|-------------|-------------|--------------|-------------|---------|---------|---------|
| | 26-May-2024 | 26-May-2025 | 05-May-2024 | 05-May-2025 | 01-Jan-2024 | 01-Jan-2025 | | | |
| | 01-Jun-2024 | 01-Jun-2025 | 01-Jun-2024 | 01-Jun-2025 | 01-Jun-2024 | 01-Jun-2025 | | | |
| Persons | 94 | 84 | 345 | 300 | 1734 | 1679 | 10.6%▼ | 13.0%▼ | 3.2%▼ |
| Assault | 85 | 78 | 316 | 276 | 1573 | 1518 | 8.2%▼ | 12.7%▼ | 3.5%▼ |
| Homicide (doesn't include Negligent/Justifiable) | 0 | 0 | 1 | 0 | 8 | 10 | 0.0% | 100.0%▼ | 25.0%▲ |
| Kidnapping/Abduction | 1 | 0 | 7 | 3 | 38 | 26 | 100.0%▼ | 57.1%▼ | 31.6%▼ |
| Sex Offenses, Forcible | 8 | 6 | 21 | 21 | 114 | 125 | 25.0%▼ | 0.0% | 9.6%▲ |
| Property | 404 | 189 | 1576 | 974 | 8716 | 5797 | 53.2%▼ | 38.2%▼ | 33.5%▼ |
| Arson | 2 | 2 | 8 | 17 | 43 | 43 | 0.0% | 112.5%▲ | 0.0% |
| Burglary/Breaking and Entering | 29 | 16 | 109 | 80 | 614 | 500 | 44.8%▼ | 26.6%▼ | 18.6%▼ |
| Counterfeiting/Forgery | 0 | 2 | 2 | 3 | 34 | 21 | NC | 50.0%▲ | 38.2%▼ |
| Destruction/Damage/Vandalism of Property | 130 | 53 | 491 | 289 | 2437 | 1574 | 59.2%▼ | 41.1%▼ | 35.4%▼ |
| Fraud | 11 | 8 | 45 | 32 | 243 | 218 | 27.3%▼ | 28.9%▼ | 10.3%▼ |
| Larceny/Theft | 161 | 74 | 624 | 385 | 3496 | 2501 | 54.0%▼ | 38.3%▼ | 28.5%▼ |
| Motor Vehicle Theft | 61 | 24 | 242 | 122 | 1513 | 714 | 60.7%▼ | 49.6%▼ | 52.8%▼ |
| Robbery | 4 | 6 | 26 | 32 | 175 | 118 | 50.0%▲ | 23.1%▲ | 32.6%▼ |
| Stolen Property | 4 | 2 | 21 | 8 | 134 | 74 | 50.0%▼ | 61.9%▼ | 44.8%▼ |
| Society | 15 | 22 | 53 | 84 | 259 | 409 | 46.7%▲ | 58.5%▲ | 57.9%▲ |
| Drug/Narcotic | 9 | 12 | 32 | 46 | 148 | 267 | 33.3%▲ | 43.8%▲ | 80.4%▲ |
| Pornography/Obscene Material | 1 | 1 | 1 | 2 | 9 | 9 | 0.0% | 100.0%▲ | 0.0% |
| Prostitution | 0 | 0 | 1 | 0 | 2 | 8 | 0.0% | 100.0%▼ | 300.0%▲ |
| Weapon Law Violations | 5 | 9 | 19 | 36 | 100 | 125 | 80.0%▲ | 89.5%▲ | 25.0%▲ |
| Citywide Totals | 513 | 295 | 1974 | 1358 | 10709 | 7885 | 42.5%▼ | 31.2%▼ | 26.4%▼ |

NC = Noncalculable

Last 7 Days

Notes:

- There were no Homicide offense(s) during the last 7 days.
- 65.4% (51/78) of the Assaults were coded Simple Assault.
- There were 55 DV-related offenses.
- 78.2% (43/55) of the DV-related offenses were Persons.
- 53.8% (42/78) of the Assaults were DV-related.
- DV-related Offenses: 51 ↗ 55
- There were no Gang-Related offense(s) during the last 7 days.
- Theft from Motor Vehicle: 66 ↘ 24

Top 5 Locations - Compared to last year

- 4502 S Steele St: 15 ↘ 7
- 5102 S 58th St: 0 ↗ 4
- S Park Ave & S 94th St: 0 ↗ 3
- 1505 S M St: 0 ↗ 3
- 3114 S 9th St: 0 ↗ 3
- 4103 S 66th St: 0 ↗ 3
- 7447 Pacific Ave: 0 ↗ 3
- There were 5 additional locations with 3.

Top 5 Offense Locations - Compared to last year

- Apartment: 51 ↗ 58
- Single Family Residence: 83 ↘ 57
- Street/Right Of Way: 97 ↘ 53
- Parking Lot: 95 ↘ 35
- Grocery Store: 26 ↘ 8
- Other Business: 13 ↘ 8



Sector 1 Weekly Briefing for 26 May 2025 to 01 June 2025

The data is not National Incident Based Reporting System (NIBRS) compliant. Do not compare the results with any report using that standard. The data is dynamic and is subject to change and/or revision. The number of distinct offenses listed on a report are counted. This does not represent reports or individuals. All data is compared to last year for the same number of days or date range. Small numbers may cause large percent increases and decreases. Beginning 1 October 2022, there was a change in how TPD reports certain Aggravated Assaults and Destruction offenses.

| Offense Breakdown | 7 Days | | 28 Days | | Year to Date | | 7 Days | 28 Days | YTD |
|--|-------------|-------------|-------------|-------------|--------------|-------------|---------------|---------------|---------------|
| | 26-May-2024 | 26-May-2025 | 05-May-2024 | 05-May-2025 | 01-Jan-2024 | 01-Jan-2025 | | | |
| | 01-Jun-2024 | 01-Jun-2025 | 01-Jun-2024 | 01-Jun-2025 | 01-Jun-2024 | 01-Jun-2025 | | | |
| Persons | 29 | 20 | 104 | 74 | 445 | 420 | 31.0%▼ | 28.8%▼ | 5.6%▼ |
| Assault | 25 | 18 | 93 | 67 | 390 | 371 | 28.0%▼ | 28.0%▼ | 4.9%▼ |
| Homicide (doesn't include Negligent/Justifiable) | 0 | 0 | 1 | 0 | 4 | 4 | 0.0% | 100.0%▼ | 0.0% |
| Kidnapping/Abduction | 1 | 0 | 1 | 0 | 15 | 8 | 100.0%▼ | 100.0%▼ | 46.7%▼ |
| Sex Offenses, Forcible | 3 | 2 | 9 | 7 | 36 | 37 | 33.3%▼ | 22.2%▼ | 2.8%▲ |
| Property | 121 | 52 | 438 | 307 | 2387 | 1779 | 57.0%▼ | 29.9%▼ | 25.5%▼ |
| Arson | 2 | 0 | 5 | 8 | 23 | 16 | 100.0%▼ | 60.0%▲ | 30.4%▼ |
| Burglary/Breaking and Entering | 7 | 4 | 20 | 27 | 176 | 140 | 42.9%▼ | 35.0%▲ | 20.5%▼ |
| Counterfeiting/Forgery | 0 | 0 | 0 | 0 | 1 | 0 | 0.0% | 0.0% | 100.0%▼ |
| Destruction/Damage/Vandalism of Property | 47 | 19 | 181 | 106 | 835 | 599 | 59.6%▼ | 41.4%▼ | 28.3%▼ |
| Fraud | 3 | 4 | 8 | 9 | 38 | 56 | 33.3%▲ | 12.5%▲ | 47.4%▲ |
| Larceny/Theft | 41 | 19 | 158 | 101 | 892 | 665 | 53.7%▼ | 36.1%▼ | 25.4%▼ |
| Motor Vehicle Theft | 16 | 6 | 54 | 48 | 363 | 240 | 62.5%▼ | 11.1%▼ | 33.9%▼ |
| Robbery | 2 | 0 | 8 | 5 | 35 | 31 | 100.0%▼ | 37.5%▼ | 11.4%▼ |
| Stolen Property | 2 | 0 | 3 | 1 | 17 | 22 | 100.0%▼ | 66.7%▼ | 29.4%▲ |
| Society | 5 | 3 | 18 | 16 | 67 | 83 | 40.0%▼ | 11.1%▼ | 23.9%▲ |
| Drug/Narcotic | 3 | 1 | 11 | 7 | 42 | 44 | 66.7%▼ | 36.4%▼ | 4.8%▲ |
| Pornography/Obscene Material | 1 | 0 | 1 | 0 | 3 | 2 | 100.0%▼ | 100.0%▼ | 33.3%▼ |
| Prostitution | 0 | 0 | 1 | 0 | 1 | 4 | 0.0% | 100.0%▼ | 300.0%▲ |
| Weapon Law Violations | 1 | 2 | 5 | 9 | 21 | 33 | 100.0%▲ | 80.0%▲ | 57.1%▲ |
| Sector Totals | 155 | 75 | 560 | 397 | 2899 | 2282 | 51.6%▼ | 29.1%▼ | 21.3%▼ |

NC = Noncalculable

Last 7 Days

Notes:

- There were no Homicide offense(s) during the last 7 days.
- 77.8% (14/18) of the Assaults were coded Simple Assault.
- There were 11 DV-related offenses.
- 72.7% (8/11) of the DV-related offenses were Persons.
- 44.4% (8/18) of the Assaults were DV-related.
- DV-related Offenses: 11 ↔ 11
- There were no Gang-Related offense(s) during the last 7 days.
- Theft from Motor Vehicle: 22 ↘ 11

Top 5 Locations - Compared to last year

- 4901 Fairwood Blvd Ne: 1 ↗ 3
- 1505 S M St: 0 ↗ 3
- 5101 E 12th St: 0 ↗ 2
- Court C & 6th Ave: 0 ↗ 2
- 816 S 8th St: 0 ↗ 2
- 1717 S J St: 1 ↗ 2
- 1212 Earnest S Brazill St: 0 ↗ 2
- There were 12 additional locations with 2.

Top 5 Offense Locations - Compared to last year

- Street/Right Of Way: 37 ↘ 22
- Apartment: 16 ↔ 16
- Parking Lot: 27 ↘ 9
- Single Family Residence: 12 ↘ 6
- Restaurant/Fast Food Establishment: 2 ↗ 4



Sector 2 Weekly Briefing for 26 May 2025 to 01 June 2025

The data is not National Incident Based Reporting System (NIBRS) compliant. Do not compare the results with any report using that standard. The data is dynamic and is subject to change and/or revision. The number of distinct offenses listed on a report are counted. This does not represent reports or individuals. All data is compared to last year for the same number of days or date range. Small numbers may cause large percent increases and decreases. Beginning 1 October 2022, there was a change in how TPD reports certain Aggravated Assaults and Destruction offenses.

| Offense Breakdown | 7 Days | | 28 Days | | Year to Date | | 7 Days | 28 Days | YTD |
|--|-------------|-------------|-------------|-------------|--------------|-------------|---------|---------|---------|
| | 26-May-2024 | 26-May-2025 | 05-May-2024 | 05-May-2025 | 01-Jan-2024 | 01-Jan-2025 | | | |
| | 01-Jun-2024 | 01-Jun-2025 | 01-Jun-2024 | 01-Jun-2025 | 01-Jun-2024 | 01-Jun-2025 | | | |
| Persons | 18 | 14 | 78 | 78 | 422 | 414 | 22.2%▼ | 0.0% | 1.9%▼ |
| Assault | 16 | 11 | 71 | 70 | 382 | 366 | 31.3%▼ | 1.4%▼ | 4.2%▼ |
| Homicide (doesn't include Negligent/Justifiable) | 0 | 0 | 0 | 0 | 1 | 2 | 0.0% | 0.0% | 100.0%▲ |
| Kidnapping/Abduction | 0 | 0 | 3 | 2 | 9 | 7 | 0.0% | 33.3%▼ | 22.2%▼ |
| Sex Offenses, Forcible | 2 | 3 | 4 | 6 | 29 | 39 | 50.0%▲ | 50.0%▲ | 34.5%▲ |
| Property | 103 | 47 | 407 | 230 | 2357 | 1368 | 54.4%▼ | 43.5%▼ | 42.0%▼ |
| Arson | 0 | 2 | 3 | 3 | 6 | 7 | NC | 0.0% | 16.7%▲ |
| Burglary/Breaking and Entering | 7 | 5 | 27 | 21 | 139 | 125 | 28.6%▼ | 22.2%▼ | 10.1%▼ |
| Counterfeiting/Forgery | 0 | 1 | 1 | 1 | 14 | 5 | NC | 0.0% | 64.3%▼ |
| Destruction/Damage/Vandalism of Property | 39 | 15 | 126 | 80 | 652 | 378 | 61.5%▼ | 36.5%▼ | 42.0%▼ |
| Fraud | 1 | 1 | 11 | 9 | 81 | 53 | 0.0% | 18.2%▼ | 34.6%▼ |
| Larceny/Theft | 44 | 18 | 166 | 88 | 1012 | 592 | 59.1%▼ | 47.0%▼ | 41.5%▼ |
| Motor Vehicle Theft | 11 | 5 | 64 | 19 | 395 | 170 | 54.5%▼ | 70.3%▼ | 57.0%▼ |
| Robbery | 0 | 0 | 4 | 7 | 33 | 24 | 0.0% | 75.0%▲ | 27.3%▼ |
| Stolen Property | 0 | 0 | 1 | 1 | 18 | 6 | 0.0% | 0.0% | 66.7%▼ |
| Society | 3 | 2 | 7 | 6 | 35 | 33 | 33.3%▼ | 14.3%▼ | 5.7%▼ |
| Drug/Narcotic | 2 | 0 | 4 | 1 | 20 | 12 | 100.0%▼ | 75.0%▼ | 40.0%▼ |
| Pornography/Obscene Material | 0 | 0 | 0 | 0 | 1 | 2 | 0.0% | 0.0% | 100.0%▲ |
| Prostitution | 0 | 0 | 0 | 0 | 0 | 0 | 0.0% | 0.0% | 0.0% |
| Weapon Law Violations | 1 | 2 | 3 | 5 | 14 | 19 | 100.0%▲ | 66.7%▲ | 35.7%▲ |
| Sector Totals | 124 | 63 | 492 | 314 | 2814 | 1815 | 49.2%▼ | 36.2%▼ | 35.5%▼ |

NC = Noncalculable

Last 7 Days

Notes:

- There were no Homicide offense(s) during the last 7 days.
- 63.6% (7/11) of the Assaults were coded Simple Assault.
- There were 8 DV-related offenses.
- 100.0% (8/8) of the DV-related offenses were Persons.
- 72.7% (8/11) of the Assaults were DV-related.
- DV-related Offenses: 9 ≥ 8
- There were no Gang-Related offense(s) during the last 7 days.
- Theft from Motor Vehicle: 23 ≥ 6

Top 5 Locations - Compared to last year

- 1965 S Union Ave: 0 ↗ 3
- 3114 S 9th St: 0 ↗ 3
- 4505 S 19th St: 2 ↗ 3
- 3801 N 27th St: 0 ↗ 2
- 1236 S Washington St: 0 ↗ 2
- 813 N K St: 0 ↗ 2
- 5928 6th Ave: 0 ↗ 2
- 951 N Alder St: 0 ↗ 2

Top 5 Offense Locations - Compared to last year

- Single Family Residence: 22 ≥ 16
- Apartment: 13 ≥ 12
- Parking Lot: 32 ≥ 9
- Street/Right Of Way: 16 ≥ 6
- Grocery Store: 6 ≥ 3



Sector 3 Weekly Briefing for 26 May 2025 to 01 June 2025

The data is not National Incident Based Reporting System (NIBRS) compliant. Do not compare the results with any report using that standard. The data is dynamic and is subject to change and/or revision. The number of distinct offenses listed on a report are counted. This does not represent reports or individuals. All data is compared to last year for the same number of days or date range. Small numbers may cause large percent increases and decreases. Beginning 1 October 2022, there was a change in how TPD reports certain Aggravated Assaults and Destruction offenses.

| Offense Breakdown | 7 Days | | 28 Days | | Year to Date | | 7 Days | 28 Days | YTD |
|--|-------------|-------------|-------------|-------------|--------------|-------------|---------|---------|---------|
| | 26-May-2024 | 26-May-2025 | 05-May-2024 | 05-May-2025 | 01-Jan-2024 | 01-Jan-2025 | | | |
| | 01-Jun-2024 | 01-Jun-2025 | 01-Jun-2024 | 01-Jun-2025 | 01-Jun-2024 | 01-Jun-2025 | | | |
| Persons | 15 | 21 | 69 | 79 | 406 | 386 | 40.0%▲ | 14.5%▲ | 4.9%▼ |
| Assault | 14 | 20 | 62 | 72 | 378 | 353 | 42.9%▲ | 16.1%▲ | 6.6%▼ |
| Homicide (doesn't include Negligent/Justifiable) | 0 | 0 | 0 | 0 | 1 | 0 | 0.0% | 0.0% | 100.0%▼ |
| Kidnapping/Abduction | 0 | 0 | 2 | 0 | 7 | 5 | 0.0% | 100.0%▼ | 28.6%▼ |
| Sex Offenses, Forcible | 1 | 1 | 5 | 7 | 20 | 28 | 0.0% | 40.0%▲ | 40.0%▲ |
| Property | 96 | 44 | 402 | 231 | 2142 | 1394 | 54.2%▼ | 42.5%▼ | 34.9%▼ |
| Arson | 0 | 0 | 0 | 3 | 7 | 9 | 0.0% | NC | 28.6%▲ |
| Burglary/Breaking and Entering | 8 | 1 | 39 | 10 | 158 | 103 | 87.5%▼ | 74.4%▼ | 34.8%▼ |
| Counterfeiting/Forgery | 0 | 1 | 1 | 2 | 12 | 9 | NC | 100.0%▲ | 25.0%▼ |
| Destruction/Damage/Vandalism of Property | 24 | 12 | 97 | 64 | 510 | 325 | 50.0%▼ | 34.0%▼ | 36.3%▼ |
| Fraud | 4 | 3 | 15 | 3 | 69 | 51 | 25.0%▼ | 80.0%▼ | 26.1%▼ |
| Larceny/Theft | 44 | 18 | 179 | 115 | 902 | 719 | 59.1%▼ | 35.8%▼ | 20.3%▼ |
| Motor Vehicle Theft | 13 | 5 | 60 | 25 | 390 | 137 | 61.5%▼ | 58.3%▼ | 64.9%▼ |
| Robbery | 1 | 3 | 4 | 6 | 44 | 21 | 200.0%▲ | 50.0%▲ | 52.3%▼ |
| Stolen Property | 2 | 0 | 6 | 2 | 44 | 13 | 100.0%▼ | 66.7%▼ | 70.5%▼ |
| Society | 4 | 8 | 9 | 23 | 63 | 100 | 100.0%▲ | 155.6%▲ | 58.7%▲ |
| Drug/Narcotic | 3 | 5 | 5 | 14 | 33 | 72 | 66.7%▲ | 180.0%▲ | 118.2%▲ |
| Pornography/Obscene Material | 0 | 1 | 0 | 2 | 2 | 5 | NC | NC | 150.0%▲ |
| Prostitution | 0 | 0 | 0 | 0 | 0 | 1 | 0.0% | 0.0% | NC |
| Weapon Law Violations | 1 | 2 | 4 | 7 | 28 | 22 | 100.0%▲ | 75.0%▲ | 21.4%▼ |
| Sector Totals | 115 | 73 | 480 | 333 | 2611 | 1880 | 36.5%▼ | 30.6%▼ | 28.0%▼ |

NC = Noncalculable

Last 7 Days

Notes:

- There were no Homicide offense(s) during the last 7 days.
- 70.0% (14/20) of the Assaults were coded Simple Assault.
- There were 17 DV-related offenses.
- 76.5% (13/17) of the DV-related offenses were Persons.
- 60.0% (12/20) of the Assaults were DV-related.
- DV-related Offenses: 13 ↗ 17
- There were no Gang-Related offense(s) during the last 7 days.
- Theft from Motor Vehicle: 11 ↘ 5

Top 5 Locations - Compared to last year

- 4502 S Steele St: 15 ↘ 7
- 5102 S 58th St: 0 ↗ 4
- 4103 S 66th St: 0 ↗ 3
- 3120 S Pine St: 2 ↗ 3
- 3701 S Pine St: 1 ↗ 3

Top 5 Offense Locations - Compared to last year

- Apartment: 8 ↗ 17
- Parking Lot: 23 ↘ 12
- Single Family Residence: 20 ↘ 9
- Street/Right Of Way: 20 ↘ 8
- Department Store: 5 ↗ 6



Sector 4 Weekly Briefing for 26 May 2025 to 01 June 2025

The data is not National Incident Based Reporting System (NIBRS) compliant. Do not compare the results with any report using that standard. The data is dynamic and is subject to change and/or revision. The number of distinct offenses listed on a report are counted. This does not represent reports or individuals. All data is compared to last year for the same number of days or date range. Small numbers may cause large percent increases and decreases. Beginning 1 October 2022, there was a change in how TPD reports certain Aggravated Assaults and Destruction offenses.

| Offense Breakdown | 7 Days | | 28 Days | | Year to Date | | 7 Days | 28 Days | YTD |
|--|-------------|-------------|-------------|-------------|--------------|-------------|---------|---------|---------|
| | 26-May-2024 | 26-May-2025 | 05-May-2024 | 05-May-2025 | 01-Jan-2024 | 01-Jan-2025 | | | |
| | 01-Jun-2024 | 01-Jun-2025 | 01-Jun-2024 | 01-Jun-2025 | 01-Jun-2024 | 01-Jun-2025 | | | |
| Persons | 32 | 29 | 92 | 69 | 459 | 459 | 9.4%▼ | 25.0%▼ | 0.0% |
| Assault | 30 | 29 | 88 | 67 | 421 | 428 | 3.3%▼ | 23.9%▼ | 1.7%▲ |
| Homicide (doesn't include Negligent/Justifiable) | 0 | 0 | 0 | 0 | 2 | 4 | 0.0% | 0.0% | 100.0%▲ |
| Kidnapping/Abduction | 0 | 0 | 1 | 1 | 7 | 6 | 0.0% | 0.0% | 14.3%▼ |
| Sex Offenses, Forcible | 2 | 0 | 3 | 1 | 29 | 21 | 100.0%▼ | 66.7%▼ | 27.6%▼ |
| Property | 83 | 46 | 328 | 206 | 1829 | 1256 | 44.6%▼ | 37.2%▼ | 31.3%▼ |
| Arson | 0 | 0 | 0 | 3 | 7 | 11 | 0.0% | NC | 57.1%▲ |
| Burglary/Breaking and Entering | 7 | 6 | 23 | 22 | 141 | 132 | 14.3%▼ | 4.3%▼ | 6.4%▼ |
| Counterfeiting/Forgery | 0 | 0 | 0 | 0 | 7 | 7 | 0.0% | 0.0% | 0.0% |
| Destruction/Damage/Vandalism of Property | 20 | 7 | 87 | 39 | 440 | 272 | 65.0%▼ | 55.2%▼ | 38.2%▼ |
| Fraud | 3 | 0 | 11 | 11 | 55 | 58 | 100.0%▼ | 0.0% | 5.5%▲ |
| Larceny/Theft | 31 | 19 | 120 | 81 | 689 | 525 | 38.7%▼ | 32.5%▼ | 23.8%▼ |
| Motor Vehicle Theft | 21 | 8 | 64 | 30 | 365 | 167 | 61.9%▼ | 53.1%▼ | 54.2%▼ |
| Robbery | 1 | 3 | 10 | 14 | 63 | 42 | 200.0%▲ | 40.0%▲ | 33.3%▼ |
| Stolen Property | 0 | 2 | 11 | 4 | 55 | 33 | NC | 63.6%▼ | 40.0%▼ |
| Society | 3 | 9 | 19 | 39 | 94 | 193 | 200.0%▲ | 105.3%▲ | 105.3%▲ |
| Drug/Narcotic | 1 | 6 | 12 | 24 | 53 | 139 | 500.0%▲ | 100.0%▲ | 162.3%▲ |
| Pornography/Obscene Material | 0 | 0 | 0 | 0 | 3 | 0 | 0.0% | 0.0% | 100.0%▼ |
| Prostitution | 0 | 0 | 0 | 0 | 1 | 3 | 0.0% | 0.0% | 200.0%▲ |
| Weapon Law Violations | 2 | 3 | 7 | 15 | 37 | 51 | 50.0%▲ | 114.3%▲ | 37.8%▲ |
| Sector Totals | 118 | 84 | 439 | 314 | 2382 | 1908 | 28.8%▼ | 28.5%▼ | 19.9%▼ |

NC = Noncalculable

Last 7 Days

Notes:

- There were no Homicide offense(s) during the last 7 days.
- 55.2% (16/29) of the Assaults were coded Simple Assault.
- There were 19 DV-related offenses.
- 73.7% (14/19) of the DV-related offenses were Persons.
- 48.3% (14/29) of the Assaults were DV-related.
- DV-related Offenses: 18 ↗ 19
- There were no Gang-Related offense(s) during the last 7 days.
- Theft from Motor Vehicle: 10 ↘ 2

Top 5 Locations - Compared to last year

- S Park Ave & S 94th St: 0 ↗ 3
- 7447 Pacific Ave: 0 ↗ 3
- 1101 S 38th St: 0 ↗ 2
- 717 S 65th St: 0 ↗ 2
- 2052 E 56th St: 0 ↗ 2
- 9517 S Steele St: 0 ↗ 2
- 8400 S Hosmer St: 0 ↗ 2
- There were 4 additional locations with 2.

Top 5 Offense Locations - Compared to last year

- Single Family Residence: 29 ↘ 26
- Street/Right Of Way: 24 ↘ 17
- Apartment: 14 ↘ 13
- Grocery Store: 13 ↘ 5
- Parking Lot: 12 ↘ 5



MEETINGS FOR THE WEEK OF JUNE 9, 2025 THROUGH JUNE 13, 2025

| TIME | MEETING | LOCATION |
|--------------------------|---|---|
| MONDAY, JUNE 9, 2025 | | |
| 5:00 PM | Local Improvement District (L.I.D.) Hearings* | 747 Market St., Municipal Bldg., Council Chambers Visit https://tacoma.gov/hearingexaminer |
| 5:00 PM | Tacoma Arts Commission | 747 Market St., Municipal Bldg., Conf. Rm. 248 Join Zoom Meeting at: https://zoom.us/j/91664469812 Telephonic: Dial 253-215-8782 Meeting ID: 916 6446 9812 Passcode: 376093 |
| 5:30 PM | Human Rights Commission Study Session | 747 Market St., Municipal Bldg., Conf. Rm. 243 Join Zoom Meeting at: http://zoom.us/j/85915410975 Telephonic: Dial 253-215-8782 Meeting ID: 859 1541 0975 Passcode: 166967 Contact Vicky McLaurin at HRCandCIRA@tacoma.gov |
| 6:00 PM | Community's Police Advisory Committee | 747 Market St., Municipal Bldg., Conf. Rm. 220A Join Zoom Meeting at: https://zoom.us/j/85076233615 Telephonic: Dial 253-215-8782 Meeting ID: 850 7623 3615 Passcode: 889454 Contact Ted Richardson at trichardson@tacoma.gov |
| 6:30 PM | Human Rights Commission | 747 Market St., Municipal Bldg., Conf. Rm. 243 Join Zoom Meeting at: http://zoom.us/j/85915410975 Telephonic: Dial 253-215-8782 Meeting ID: 859 1541 0975 Passcode: 166967 Contact Vicky McLaurin at HRCandCIRA@tacoma.gov |
| TUESDAY, JUNE 10, 2025 | | |
| 9:00 AM | Hearing Examiner's Hearing* | 747 Market St., Municipal Bldg., Council Chambers Visit www.cityoftacoma.org/hearingexaminer |
| 10:00 AM | Economic Development Committee | 747 Market St., Municipal Bldg., Conf. Rm. 248 Join Zoom Meeting at: https://zoom.us/j/88227539908 Telephonic: Dial 253-215-8782 Meeting ID: 882 2753 9908 Passcode: 614650 |
| 11:15 AM | Bid Opening** | 3628 S. 35th St., Public Utilities Bldg., ABN-M1 Join Zoom Meeting at: https://zoom.us/j/88402680573 Telephonic: Dial 253-215-8782 Meeting ID: 884 0268 0573 Passcode: 070737 Contact Lisa Yost at 253-502-8468 |
| NOON | City Council Study Session | 747 Market St., Municipal Bldg., Council Chambers Join Zoom Meeting at: https://zoom.us/j/89496171192 Telephonic: Dial 253-215-8782 Meeting ID: 894 9617 1192 Passcode: 896569 |
| 5:00 PM | City Council Meeting | 747 Market St., Municipal Bldg., Council Chambers Join Zoom Meeting at: https://zoom.us/j/84834233126 Telephonic: Dial 253-215-8782 Meeting ID: 848 3423 3126 Passcode: 349099 |
| WEDNESDAY, JUNE 11, 2025 | | |
| NOON | Transit Oriented Development (TOD) Task Force | 747 Market St., Municipal Bldg., Conf. Rm. 138 Join Zoom Meeting at: https://zoom.us/j/85831009869 Telephonic: Dial 253-215-8782 Meeting ID: 858 3100 9869 |

| | | |
|---------|--|--|
| 3:00 PM | Public Utility Board Study Session | 3628 S. 35th St., Public Utilities Bldg., Conf. Rm. LT1 Join Zoom Meeting at: https://zoom.us/j/81336402669 Telephonic: Dial 253-215-8782 Meeting ID: 813 3640 2669 |
| 4:30 PM | Infrastructure, Planning, and Sustainability Committee | 747 Market St., Municipal Bldg., Conf. Rm. 248 Join Zoom Meeting at: https://zoom.us/j/87829056704 Telephonic: Dial 253-215-8782 Meeting ID: 878 2905 6704 Passcode: 614650 |
| 5:30 PM | Landmarks Preservation Commission | 747 Market St., Municipal Bldg., Conf. Rm. 243 Join Zoom Meeting at: https://zoom.us/j/89120046605 Telephonic: Dial 253-215-8782 Meeting ID: 891 2004 6605 |
| 5:30 PM | Tacoma Public Library Board of Trustees | Fern Hill Branch, 765 South 84th St. Visit https://tacomalibrary.org/board-of-trustees/ |
| 6:00 PM | Human Services Commission | 747 Market St., Municipal Bldg., Conf. Rm. 138 Join Zoom Meeting at: http://zoom.us/j/83364476695 Telephonic: Dial 253-215-8782 Meeting ID: 833 6447 6695 Passcode: 002323 |
| 6:30 PM | Public Utility Board Meeting | 3628 S. 35th St., Public Utilities Bldg., Auditorium Join Zoom Meeting at: https://zoom.us/j/84626080846 Telephonic: Dial 253-215-8782 Meeting ID: 846 2608 0846 |

THURSDAY, JUNE 12, 2025

| | | |
|---------|---|--|
| 7:30 AM | Tacoma Community Redevelopment Authority Board | 747 Market St., Municipal Bldg., Conf. Rm. 248 Join Zoom Meeting at: https://zoom.us/j/84447211773 Telephonic: Dial 253-215-8782 Meeting ID: 844 4721 1773 Passcode: 970091 |
| 9:00 AM | Hearing Examiner's Hearing* | 747 Market St., Municipal Bldg., Council Chambers Visit https://tacoma.gov/hearingexaminer |
| 1:00 PM | Tacoma Employees' Retirement System Board – CANCELLED | |
| 4:00 PM | Tacoma Area Commission on Disabilities | 747 Market St., Municipal Bldg., Conf. Rm. 243 Join Zoom Meeting at: https://zoom.us/j/6644868913 Telephonic: Dial 253-215-8782 Meeting ID: 664 486 8913 Passcode: Equity |
| 4:30 PM | Community Vitality and Safety Committee | 747 Market St., Municipal Bldg., Conf. Rm. 248 Join Zoom Meeting at: https://zoom.us/j/85961604917 Telephonic: Dial 253-215-8782 Meeting ID: 859 6160 4917 Passcode: 614650 |
| 5:00 PM | Land Use Public Meeting*** | 747 Market St., Municipal Bldg., Council Chambers Contact Shirley Schultz at sschultz@tacoma.gov |

FRIDAY, JUNE 13, 2025

| | | |
|----------|---|---|
| 8:00 AM | Joint Municipal Action Committee | 747 Market St., Municipal Bldg., Conf. Rm. 248 Join Zoom Meeting at: https://zoom.us/j/84064886981 Telephonic: Dial 253-215-8782 Meeting ID: 840 6488 6981 |
| 10:30 AM | Operational Strategy and Administrative Committee – Special Meeting | 747 Market St., Municipal Bldg., Conf. Rm. 248 |



Meeting sites are accessible to people with disabilities. People with disabilities requiring special accommodations should contact the appropriate department(s) 48 hours prior to the meeting time.

* Hearing Examiner's Hearings and Local Improvement District Meetings meet on an as-needed basis. Contact the Hearing Examiner's Office at 253-591-5195 to confirm whether a meeting will be held this week. Hearings may be held at various times throughout the day.

** Bid Opening will be held on an as-needed basis. Contact the Finance Procurement and Payables Office at 253-502-8468 or www.tacomapurchasing.org to confirm whether Bid Opening will be held.

*** Land Use Public Meetings meet on an as-needed basis. Contact Division Manager Shirley Schultz at 253-345-0879 to confirm whether a meeting will be held this week.

| Date | Meeting | Subject | Department | Background |
|---------------|--|---|---|---|
| June 10, 2025 | Study Session (Hybrid Council Chambers / Dial-in 12:00 p.m.) | Website Modernization Project Briefing | Media and Communications - Amy Clancy , Goldin Doles Information Technology - Enzhou Wang | Media and Communications staff will provide a briefing on the City of Tacoma's website modernization project. |
| | | One Tacoma Comprehensive Plan Hearing Debrief | Planning and Development Services - Stephen Atkinson, Maryam Moeinian, Public Works Carrie Wihelme | Staff will provide a debrief of the One Tacoma Comprehensive Hearing that was held during the June 3 City Council Meeting |
| | | Closed Session - Labor Strategy | | |
| | City Council Meeting (hybrid Council Chambers /dial-in 5:00 PM) | | | |
| June 17, 2025 | Study Session (Hybrid Council Chambers / Dial-in 12:00 p.m.) | | | |
| | | | | |
| | Committee of the Whole - (Immediately Following the Study Session) hybrid / Council Chambers | Revenue Strategy | Finance | |
| | | Regional Fire Authority Informational Briefing | City of Tacoma Fire Department | |
| | City Council Meeting (hybrid Council Chambers /dial-in 5:00 PM) | | | |
| June 24, 2025 | Study Session (Hybrid Council Chambers / Dial-in 12:00 p.m.) | State Legislative Session End of Session Report | Office of Strategy - Sonja Hallum, GRO Alex MacBain | |
| | | | | |
| | City Council Meeting (hybrid Council Chambers /dial-in 5:00 PM) | | | |
| July 1, 2025 | Study Session (Hybrid Council Chambers / Dial-in 12:00 p.m.) | | | |
| | Committee of the Whole - (Immediately Following the Study Session) hybrid / Council Chambers | | | |
| | City Council Meeting (hybrid Council Chambers /dial-in 5:00 PM) | | | |
| July 8, 2025 | Study Session (Hybrid Council Chambers / Dial-in 12:00 p.m.) | Tacoma Smelter Plume Annual Update | Tacoma Smelter Plume - Justin Zakoren, Yard Program Manager | Staff will provide their annual update to the Mayor and Council Members |
| | | | | |
| | City Council Meeting (hybrid Council Chambers /dial-in 5:00 PM) | | | |

| Community Vitality and Safety Committee | | | |
|---|--|--|--|
| Committee Members (Chair) CM Rumbaugh, (Vice Chair) CM Walker, CM Sadalge, and CM Scott Alternate: CM Diaz Executive Liaison: Katie Johnston; Coordinator: D'Angelo Baker | | 2nd and 4th Thursdays of the month 4:30pm Zoom and TMB 248 | CBC Assignments • Commission on Disabilities • Commission on Immigrant and Refugee Affairs • Community's Police Advisory Committee • Housing Authority • Human Rights Commission • Human Services Commission • Public Library Board • Tacoma Community Redevelopment Authority |
| Date | Topic | Presenter(s) | Description |
| June 12, 2025 | Rental Housing Code/Landlord Fairness Code and Landlord Tenant Program Informational Briefing and Comparative Analysis | ChiQuata Elder, Community & Economic Development | Informational briefing that offers an overview of the current state of the respective programs and codes. Staff will also review other jurisdictions rental housing codes/policies and implementation impacts. |
| June 26, 2025 | Code Compliance Informational Briefing | Mindee Weber, Code Compliance, Planning and Development Services | Informational update on current code compliance work and process improvements. |
| July 10, 2025 | | | |
| July 24, 2025 | Tacoma Area Commission on Disabilities Interviews | Nicole Emery, City Clerk | Interviews to fill vacancies on the Tacoma Area Commission on Disabilities. |

| Economic Development Committee | | | |
|--|---|--|---|
| Committee Members (Chair) DM Daniels, (Vice Chair) CM Diaz, CM Bushnell, and CM Scott Alternate: CM Rumbaugh; Executive Liaison: Tanja Carter; Coordinator: Anna Le | | 2nd, 4th, and 5th Tuesdays of the month 10:00am Zoom and TMB 248 | CBC Assignments • City Events and Recognition Committee • Equity in Contracting Advisory Committee • Convention Center Public Facilities District • Tacoma Arts Commission • Tacoma Creates Advisory Board |
| Date | Topic | Presenter(s) | Description |
| June 10, 2025 | City Events and Recognitions Committee Interviews | Nicole Emery, City Clerk | The Committee will conduct interviews to fill six seats on the City Events and Recognitions Committee for terms to begin July 1, 2025. |
| | Economic Development Strategic Plan Work Session | Debbie Bingham, Business and Economic Development Program Manager, Community and Economic Development | The eighth strategic plan work session will focus on objective 8 of the Economic Development Strategic Plan: Choose Tacoma in Which to Live, Work, and Explore. |
| June 24, 2025 | Farmers Market Update and Transition Plan | Shari Hart, Business and Economic Development Analyst, Community and Economic Development | This presentation will provide updates on the Farmers Market Program, including the transition from legacy funding to a competitive funding model aimed at increasing transparency, equity, and program sustainability. Staff will also outline the timeline and next steps for the transition process. |
| July 8, 2025 | Tacoma Mall Subarea Art and Placemaking Plan | Rebecca Solverson, Arts and Cultural Vitality Division Manager, Community and Economic Development; Linda Wysong, Artist | Staff will present the Tacoma Mall Subarea Art and Placemaking Plan, developed by artists Horatio Law and Linda Wysong. The Art and Placemaking Plan is a recommendation of the Tacoma Mall Neighborhood Subarea Plan adopted by City Council in 2018, and will help guide public art and placemaking investments over the next 10 to 15 years. |
| July 22, 2025 | Tacoma Creates Advisory Board Interviews | Nicole Emery, City Clerk | The Committee will conduct interviews to fill three seats on the Advisory Board for terms to begin August 1, 2025. |
| July 29, 2025 | Green Economy Update | Paul Bakker, Business and Economic Development Analyst, Community and Economic Development | |

| Government Performance and Finance Committee | | | |
|--|---|--|--|
| Committee Members (Chair) CM Hines, (Vice Chair) CM Bushnell, DM Daniels, and CM Rumbaugh Alternate: CM Walker Executive Liaison: Andy Cherullo; Coordinator: D'Angelo Baker | | 1st and 3rd Tuesdays of the month 10:00am Zoom and TMB 248 | CBC Assignments • Audit Advisory Board • Board of Ethics • Civil Service Board • Public Utility Board |
| Date | Topic | Presenter(s) | Description |
| June 17, 2025 | Multi-Family Tax Exemption (MFTE) | Debbie Bingham, Community & Economic Development (CED) | Staff from CED will present an update on the Multi-Family Tax Exemption Program. |
| July 1, 2025 | Consumption Assumptions for New Customers of Environmental Services | ES Staff | Staff from Environmental Services will present on modifications to TMC 12.08B.210.C related to assumed water use for new residential customers. |
| | Rail South Intermodal Yard (SIM) Lease | Tacoma Rail Staff | Lease of TPU-Rail's South Intermodal Yard to the North West Seaport Alliance (NWSA) for continued use as a domestic intermodal freight rail facility. |
| | 2024 Moss Adams Exit Conference | Olga Darlington | Staff from Moss Adams will present on audit results for the 2024 Utilities Audit - Water, Power, Rail, Solid Waste, Wastewater and Surface Water. |
| July 15, 2025 | Advanced Meter Project (AMI) Update | TPU Staff | Staff from TPU will provide an update on the Advanced Meter Project. |
| | Monthly Budget Update | Andy Cherullo, Finance Director | Staff from OMB will present on topics related to the current biennium budget, revenue collections and expenditures, and other issues related to budgeting. |

| Infrastructure, Planning, and Sustainability Committee | | | |
|---|--------------------------------------|--|--|
| Committee Members (Chair) CM Walker, (Vice Chair) CM Diaz, CM Hines, and CM Sadalge Alternate: CM Bushnell Executive Liaison: Ramiro Chavez; Coordinator: Anna Le | | 2nd and 4th Wednesdays of the month 4:30pm Zoom and TMB 248 | CBC Assignments • Board of Building Appeals • Climate and Sustainability Commission • Landmarks Preservation Commission • Planning Commission • Transportation Commission • Urban Design Board |
| Date | Topic | Presenter(s) | Description |
| June 11, 2025 | Planning Commission Interviews | Nicole Emery, City Clerk | The Committee will conduct interviews to fill three seats on the Commission for terms to begin July 1, 2025. |
| | Transportation Impact Fee Update | Jennifer Kammerzell, Interim Transportation Division Manager, Public Works; Kendra Breiland, Principal, Fehr & Peers | Public Works Department and Fehr & Peers staff will update the Committee on Transportation Impact Fee program development. Impact fees are one-time fees jurisdictions can use to help pay for the cost of capital improvements that are needed to accommodate new growth. |
| June 25, 2025 | Cancelled | -- | -- |
| July 9, 2025 | Cancelled | -- | -- |
| July 23, 2025 | Board of Building Appeals Interviews | Nicole Emery, City Clerk | The Committee will conduct interviews to fill five seats on the Board for terms to begin August 1, 2025. |