



WEEKLY REPORT TO THE CITY COUNCIL

June 26, 2025

Members of the City Council
City of Tacoma, Washington

Dear Mayor and Council Members:

ITEMS OF INTEREST

1. Council Member Walker provides the attached Council Action Memorandum for a Resolution adopting the **2025 Climate Action Plan Update**. [Please note, this will be on the July 8, 2025, Council Agenda].
2. Emergency and Temporary Shelter Standdown: Several temporary shelter sites in Tacoma are set to close this summer due to planned transitions and budget considerations, with the City collaborating closely with service providers to ensure all residents secure alternative shelter or housing before closure.
 - **Tacoma Rescue Mission's Forging Path Community (3561 South Pacific Ave)** will close by **June 30, 2025**. Since opening in 2022, the site has served 295 individuals, with 78 successfully connected to permanent housing. As of June 23, 2025, nine residents remain on-site, all receiving case management support.
 - **Brotherhood RISE Freedom Project(23rd & MLK Jr Way)** will close by **July 31, 2025**. The site has supported 50 individuals since June 2023, with 28 moving into permanent housing. 13 residents currently remain on-site and are engaged in case management.
 - **Alzheimer Memorial Church's Give Me A Chance (1121 South Alzheimer Street)** will close by **June 30, 2025**. This family shelter has served 244 individuals since 2020, with 178 successfully housed. Four residents remain on-site, all working with case managers.

Neighborhood and Community Services staff continue to meet regularly with providers and remain committed to supporting every individual during these transitions. Looking Ahead: The **Bethlehem Baptist Family Shelter, Holy Rosary Safe Parking Site, and TEMS 3 Micro-Shelter Village** have each been extended and will continue operations through **June 2026**, providing ongoing shelter and support for individuals and families experiencing homelessness.

4. **Summer Late Nights:** **Summer Late Nights began on Monday, June 23, 2025, at 10 locations across Tacoma. Programming will run through Friday, August 29, 2025.** The ten-week drop-in program offers safe spaces for middle and high school students to hang out and receive dinner every weeknight. Local providers are contracted by the Tacoma Parks Foundation to offer a variety of engaging activities each week including open gym, art, and music activities. Over 1,500 young people from Tacoma are expected to participate with over 15,000 drop-in visits anticipated. **For more information and locations, please visit <https://www.parkstacoma.gov/summer-late-nights/>.**
5. City Manager's Office Constituent Relations Analyst Karyssa Mathison provides the attached **Constituent Intake Report**.
6. **City-funded Temporary and Emergency Shelter Performance:** The City posts weekly information about its Temporary and Emergency Shelter locations including current census, number of available beds, and exits to housing. This information can be found at: <https://cms.tacoma.gov/ncs/weeklydataupdate.pdf> and is updated weekly.
7. **Encampment Outreach:** For the week of **June 16 - 20, 2025**, the HEAL team visited 13 **locations**. This resulted in **37 (17 new, and 20 repeat)** individuals contacted and referred to community services; **8 individuals** were placed in shelter. This information can be found at: [HEAL Team Engagement Dashboard | Tacoma Open Data](#).
8. Interim Tacoma Police Chief Patti Jackson provides the attached **Weekly Crime Report**.
9. Please see the attached City of Tacoma **Weekly Meeting Schedule**.
10. Amy Clancy, Director of the Media and Communications Office shares some "**Good News**" below:
 - Thank You, Tacoma! A huge shoutout to everyone who celebrated Juneteenth with us! Your support and spirit made it unforgettable. Let's continue to honor our history and uplift each other! <https://www.facebook.com/share/v/1HXuhqtkRf/>.
 - Community members joined Council Member Kristina Walker for a walk from Lincoln High School to the Lincoln Business District. During the walk, they chatted about the City Council's work on affordable housing, efforts to expand our urban forest, and plans for meeting transportation infrastructure needs.
 - The Tacoma Arts and Cultural Vitality Division is now accepting nominations for the AMOCAT Arts Awards. Applications are due July 15, 2025, and the awards will be presented during Arts Month in October, for more information please visit: <https://tacoma.gov/government/departments/arts-cultural-vitality/opportunities/#amocat-arts-awards>.

- Shout out to the Tacoma Police Department who kicked off the Special Olympics 2025 State Spring Games at the University of Puget Sound over the weekend by carrying the torch at the Opening Ceremony Friday afternoon at Cheney Stadium. What a wonderful celebration of Washington state's inspirational athletes, coaches, chaperones, and community!
- Applications to become Tacoma's next poet laureate close on June 27, 2025. Visit <https://tacoma.gov/government/departments/arts-cultural-vitality/opportunities/>.
- October is Arts Month in Tacoma! Tacoma Arts is accepting applications through July 6, 2025, from local artists who'd like to share their work and connect with the community at the Tacoma Studio Tour and Arts at the Armor <https://tacomaartsmonth.org/>.
- Members of the Mayor's Youth Commission presented their annual report during the June 17, 2025, City Council meeting and WOW – have they been busy! Learn more about their work and how to get involved at: <https://tacoma.gov/government/committees-boards-and-commissions/mayors-youth-commission-of-tacoma/>.

STUDY SESSION / WORK SESSION

11. **The City Council Study Session of Tuesday, July 1, 2025, will be conducted as a hybrid meeting.** This meeting can be attended in-person at the Tacoma Municipal Building, Council Chambers, located at 747 Market Street on the 1st floor or be heard by dialing (253) 215 – 8782 or through Zoom at: www.zoom.us/j/89496171192 and entering the meeting ID 894 9617 1192; passcode 89659 when prompted. This meeting will be broadcast on TV Tacoma.

There are no City Council discussion items on the agenda; (1) **Other Items Interest;** (2) **Committee Reports;** (4) **Agenda Review and City Manager's Weekly Report;** (5) **Executive Session - Evaluate the Qualifications of an Applicant for Public Employment & Potential Litigation.**


12. The updated **Tentative City Council Forecast and Consolidated Standing Committee Calendars** are attached for your information.

MARK YOUR CALENDARS

13. You are invited to the below events:

- **39th Annual City of Destiny Awards: Thursday, June 26, 2025, 5:00 p.m. - 7:00 p.m., Tacoma Dome Exhibition Hall, 2727 East D Street.** Please join us for the Community Showcase and Reception at 5:00pm, followed by the Awards Ceremony at 7:00 pm. Tacoma City Council and the City's Events and Recognitions Committee will recognize Tacoma's top volunteers and service providers at the annual community event. Please see link, to learn more about the event tacomavenues.org.
- **Youth Violence Prevention Town Hall: Saturday, June 28, 2025, 12:00 p.m. - 3:00 p.m., People's Community Center, 1602 Martin Luther King Jr. Way.** Join Deputy Mayor Kiara Daniels and Council Member Jamika Scott for an important conversation about youth violence prevention. The event will feature guest speakers, opportunities to share your input on City actions, and a resource fair with local agencies. All are welcome to attend. No RSVP required.

Sincerely,

A handwritten signature in black ink, appearing to read 'Hyun Kim', is written over a light gray rectangular background.

Hyun Kim
Deputy City Manager

HK: ram



TO: Elizabeth Pauli, City Manager
FROM: Council Member Kristina Walker and Christina Caan, Policy Analyst
COPY: City Council and City Clerk
SUBJECT: Resolution Adopting the 2025 Climate Action Plan Update – July 8, 2025
DATE: June 25, 2025

SUMMARY AND PURPOSE

A resolution adopting the 2025 Climate Action Plan Update as the City's guide to bolstering our preparedness and ability to reduce the impact of immediate threats to our community that are created and amplified by climate change.

COUNCIL SPONSORS

Council Member Kristina Walker, Council Member John Hines, Council Member Olgy Diaz, and Council Member Sandesh Sadalge

Background: Our planet is warming at an unprecedented rate, creating irreversible changes in our natural environment that threaten the health, safety, and economic vitality of our residents. While we have lowered our own greenhouse gas emissions, Tacoma cannot isolate itself from the global environment and the damaging impacts of global climate change and environmental degradation. Instead, we must build our resilience to climate change to ensure that we are protecting and strengthening our local economy, infrastructure, and the health and well-being of our residents for generations to come.

Tacoma's history, coastal location, and urban topography make our city and its residents particularly susceptible to specific challenges that are created and amplified by climate change, including air pollution, flooding and rising sea levels, and urban heat islands.

- **Air pollution:** Our air quality is being diminished by the presence of harmful gases and particles in the environment. Tacoma's air quality is particularly affected by greenhouse gas emissions from transportation, which accounted for 44 percent of the City's emissions in 2019, and smoke from wildfires happening across the Pacific Northwest. When the air we breathe is polluted, members of our community face a greater risk of respiratory and heart problems and other diseases that can shorten lifespans.
- **Flooding and rising sea levels:** Soaring temperatures are melting glaciers and ice sheets at an accelerating pace, causing our sea levels to rise. As a coastal city, Tacoma's Port, along with vital infrastructure, habitat, and tribal lands, are at increased risk of costly damage from storm surges, flooding, and erosion.
- **Urban heat islands:** Climate change is causing frequent and extreme heat waves, amplifying urban heat island effects in our city. Urban heat islands increase the risk of cardiovascular diseases, respiratory illness, and heat stroke, as well as mortality rates for our residents. In addition, extreme heat can damage power infrastructure and impede our ability to reap the benefits of a more walkable and connected community.

The 2025 Climate Action Plan (CAP) Update can serve as a guide to bolstering our preparedness and ability to reduce the impact of air pollution, flooding and rising sea levels, and urban heat islands, while also reducing our contributions to global climate emissions. In addition, the near-term actions in the 2030 CAP have expired, creating a need for this update. While the CAP adopted in 2021 still serves as our guiding foundation and the goals remain the same, the 2025 CAP Update is streamlined to increase readability and accountability. This update attempts to



balance doing the most we can to impact our residents' lives today with the resources available, while also looking for opportunities to advance the transformational actions necessary to achieve our broader goals.

RESOLUTION

This resolution would adopt the 2025 CAP Update as the City's guide to bolstering our preparedness and ability to reduce the impact of immediate threats to our community that are created and amplified by climate change.

COMMUNITY ENGAGEMENT

The Office of Environmental Policy and Sustainability undertook a variety of community engagements for the 2025 CAP Update, with a particular focus on how, if at all, community priorities have shifted since 2021. Because the Pierce County Sustainability 2030 Plan also scheduled a 2025 update, staff from Pierce County and the City of Tacoma collaborated on much of the community engagement process.

- Along with broader engagement, such as tabling at large events, staff held focused Community Dialogues with representatives of communities and organizations throughout Tacoma. Tacoma and Pierce County received further feedback through interviews with community members from a University of Washington Tacoma nursing class.

In addition to working with Pierce County, City staff inventoried engagement appendices from a variety of plans, documents, and Environmental Impact Statements since 2021. This provided a broader lens for understanding community needs. The Office of Environmental Policy and Sustainability also held multiple workshops with subject matter experts for each of the CAP's sectors of focus and released a survey focused on CAP priorities to Tacoma residents.

- The Office of Environmental Policy and Sustainability provided public updates to the Infrastructure, Planning, and Sustainability (IPS) Committee on April 9 and to City Council's Study Session, during a joint meeting with the Public Utilities Board, on May 20.¹ City Council Members have also received community feedback on the importance of Tacoma's urban forest for addressing issues like air pollution, flooding, and urban heat islands.

2025 STRATEGIC PRIORITIES

Equity and Accessibility: The impacts of climate change and climate solutions are not distributed equally across our city due to history, coastal location, and urban topography. For example, some neighborhoods face far greater risks from urban heat islands due to historical marginalization and underinvestment, especially regarding tree canopy, while businesses along the coastline face greater risks from rising sea levels. The 2025 CAP Update is vital to improving equitable outcomes for community health and safety, as well as economic opportunity and job growth, across our city.

Civic Engagement: *Equity Index Score:* Moderate Opportunity

Increase the percentage of residents who believe they are able to have a positive impact on the community and express trust in the public institutions in Tacoma.

Livability: *Equity Index Score:* Moderate Opportunity

Increase positive public perception of safety and overall quality of life.

¹ [City of Tacoma - File #: 25-0273](#); [City of Tacoma - File #: 25-0471](#)



How does your policy, program, or service help or harm the health of the natural environment?² (e.g. reduction in carbon emissions, open space conditions, sustainability, clean air, water and soil, and noise and light pollution).

ALTERNATIVES

Alternative	Positive Impacts	Negative Impacts
Do not adopt the 2025 Climate Action Plan Update.	The City Council could have the City Manager focus on other Council priorities.	The City would lack an up-to-date pathway for building greater resilience to the impacts of climate change, undermining the ability of the City to take decisive climate action.

EVALUATIONS AND FOLLOW UP

If approved, the Office of Environmental Policy and Sustainability will continue to provide CAP progress updates to the City Council at regular intervals.

SPONSOR RECOMMENDATION

Sponsors recommend approving this resolution.

FISCAL IMPACT

If approved, this resolution does not bind the City to any financial expenditures beyond staff time, which is already factored into Department fiscal calculations. However, implementation of some recommended actions in the 2025 CAP Update would require the allocation of additional resources. There are also likely financial benefits related to efforts that improve Tacoma's climate resilience. For example, steps to reduce urban heat islands are likely to help decrease impacts on our stormwater infrastructure, reduce flood damage, and lower heating and air conditioning costs for residents.

What Funding is being used to support the expense?

N/A

Are the expenditures and revenues planned and budgeted in this biennium's current budget?

N/A

Are there financial costs or other impacts of not implementing the legislation?

NO

Will the legislation have an ongoing/recurring fiscal impact?

NO

Will the legislation change the City's FTE/personnel counts?

NO



Tacoma City Council Constituent Intake Website Data Report: June 2025

Total Request
Submissions

614

Total Submissions

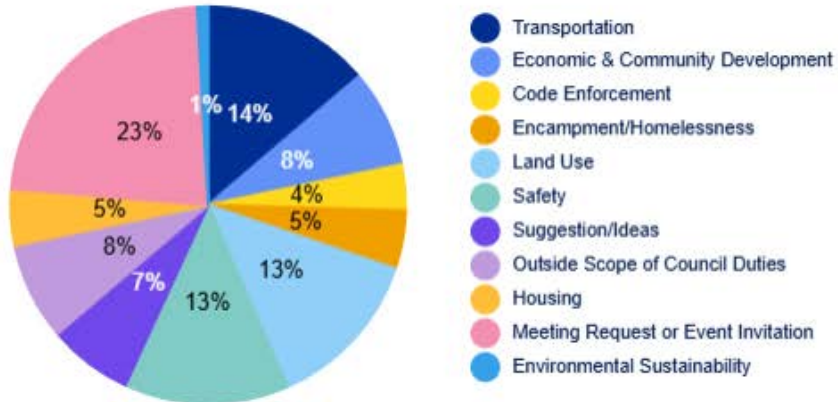
Request
Submissions

427

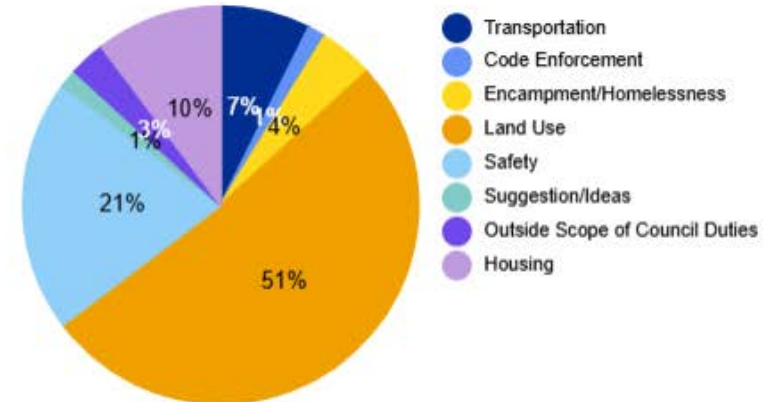
Inquiries that include
+1 Council Member

Topic Codes

Summary

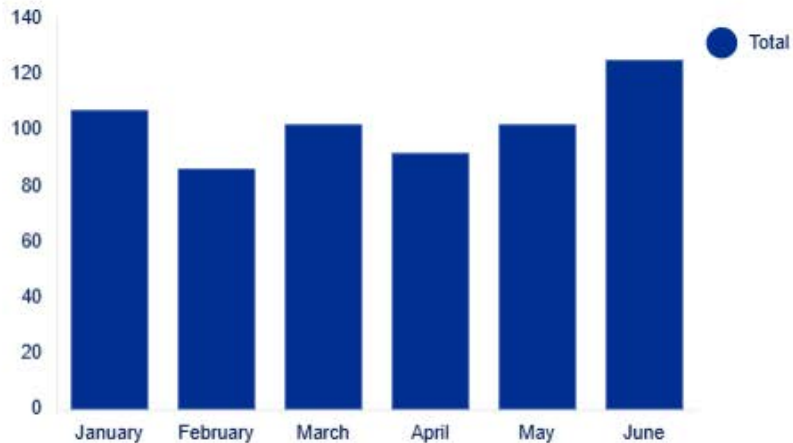


Last 14 Days

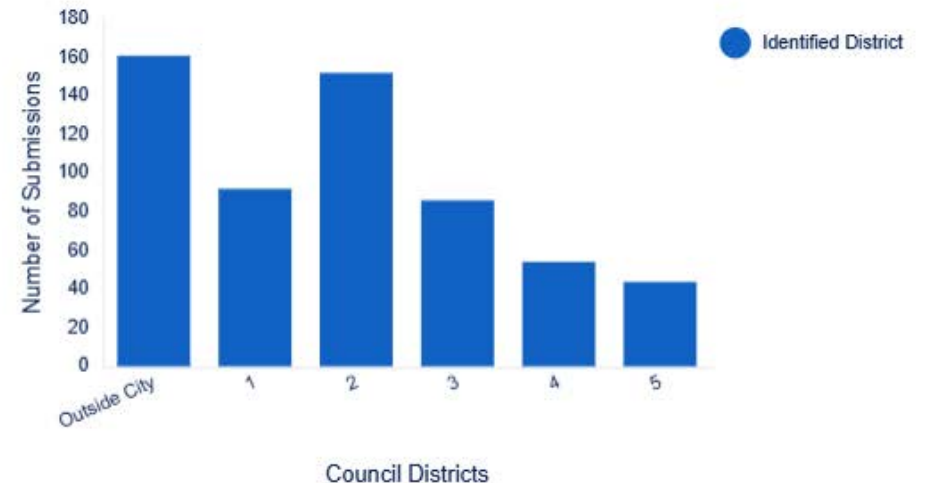


Submission Summary

Submissions by Month



Submissions by Council District



Contact: Karyssa Mathison, Constituent Relations Analyst
kmathison@tacoma.gov



Citywide Weekly Briefing for 16 June 2025 to 22 June 2025

The data is not National Incident Based Reporting System (NIBRS) compliant. Do not compare the results with any report using that standard. The data is dynamic and is subject to change and/or revision. The number of distinct offenses listed on a report are counted. This does not represent reports or individuals. All data is compared to last year for the same number of days or date range. Small numbers may cause large percent increases and decreases. Beginning 1 October 2022, there was a change in how TPD reports certain Aggravated Assaults and Destruction offenses.

Offense Breakdown	7 Days		28 Days		Year to Date		7 Days	28 Days	YTD
	16-Jun-2024	16-Jun-2025	26-May-2024	26-May-2025	01-Jan-2024	01-Jan-2025			
	22-Jun-2024	22-Jun-2025	22-Jun-2024	22-Jun-2025	22-Jun-2024	22-Jun-2025			
Persons	90	86	338	340	1978	1945	4.4%▼	0.6%▲	1.7%▼
Assault	82	80	307	317	1795	1760	2.4%▼	3.3%▲	1.9%▼
Homicide (doesn't include Negligent/Justifiable)	1	0	2	1	10	11	100.0%▼	50.0%▼	10.0%▲
Kidnapping/Abduction	1	2	4	6	41	33	100.0%▲	50.0%▲	19.5%▼
Sex Offenses, Forcible	6	4	24	16	130	141	33.3%▼	33.3%▼	8.5%▲
Property	331	211	1448	958	9762	6612	36.3%▼	33.8%▼	32.3%▼
Arson	2	1	6	7	47	48	50.0%▼	16.7%▲	2.1%▲
Burglary/Breaking and Entering	25	11	119	74	704	560	56.0%▼	37.8%▼	20.5%▼
Counterfeiting/Forgery	2	0	4	2	38	21	100.0%▼	50.0%▼	44.7%▼
Destruction/Damage/Vandalism of Property	85	74	404	283	2712	1810	12.9%▼	30.0%▼	33.3%▼
Fraud	8	4	43	24	275	243	50.0%▼	44.2%▼	11.6%▼
Larceny/Theft	140	79	628	395	3964	2844	43.6%▼	37.1%▼	28.3%▼
Motor Vehicle Theft	59	31	195	122	1647	818	47.5%▼	37.4%▼	50.3%▼
Robbery	2	5	23	28	194	140	150.0%▲	21.7%▲	27.8%▼
Stolen Property	6	6	20	17	150	89	0.0%	15.0%▼	40.7%▼
Society	9	19	54	82	298	470	111.1%▲	51.9%▲	57.7%▲
Drug/Narcotic	5	12	33	50	172	305	140.0%▲	51.5%▲	77.3%▲
Pornography/Obscene Material	0	0	1	3	9	11	0.0%	200.0%▲	22.2%▲
Prostitution	0	0	0	0	2	8	0.0%	0.0%	300.0%▲
Weapon Law Violations	4	7	20	29	115	146	75.0%▲	45.0%▲	27.0%▲
Citywide Totals	430	316	1840	1380	12038	9027	26.5%▼	25.0%▼	25.0%▼

NC = Noncalculable

Last 7 Days

Notes:

- There were no Homicide offense(s) during the last 7 days.
- 57.5% (46/80) of the Assaults were coded Simple Assault.
- There were 54 DV-related offenses.
- 72.2% (39/54) of the DV-related offenses were Persons.
- 43.8% (35/80) of the Assaults were DV-related.
- DV-related Offenses: 54 ↔ 54
- There were no Gang-Related offense(s) during the last 7 days.
- Theft from Motor Vehicle: 47 ↘ 37

Top 5 Locations - Compared to last year

- 4702 S 19th St: 0 ↗ 5
- 3825 S Steele St: 3 ↗ 4
- 1811 S 76th St: 0 ↗ 4
- 1112 S M St: 1 ↗ 4
- 1302 S 38th St: 3 ↗ 4
- 7217 Pacific Ave: 0 ↗ 4

Top 5 Offense Locations - Compared to last year

- Street/Right Of Way: 57 ↗ 67
- Single Family Residence: 67 ↘ 52
- Parking Lot: 86 ↘ 47
- Apartment: 55 ↘ 34
- Private Vehicle: 4 ↗ 14



Sector 1 Weekly Briefing for 16 June 2025 to 22 June 2025

The data is not National Incident Based Reporting System (NIBRS) compliant. Do not compare the results with any report using that standard. The data is dynamic and is subject to change and/or revision. The number of distinct offenses listed on a report are counted. This does not represent reports or individuals. All data is compared to last year for the same number of days or date range. Small numbers may cause large percent increases and decreases. Beginning 1 October 2022, there was a change in how TPD reports certain Aggravated Assaults and Destruction offenses.

Offense Breakdown	7 Days		28 Days		Year to Date		7 Days	28 Days	YTD
	16-Jun-2024	16-Jun-2025	26-May-2024	26-May-2025	01-Jan-2024	01-Jan-2025			
	22-Jun-2024	22-Jun-2025	22-Jun-2024	22-Jun-2025	22-Jun-2024	22-Jun-2025			
Persons	17	23	86	79	502	481	35.3%▲	8.1%▼	4.2%▼
Assault	16	21	78	73	443	426	31.3%▲	6.4%▼	3.8%▼
Homicide (doesn't include Negligent/Justifiable)	0	0	0	0	4	4	0.0%	0.0%	0.0%
Kidnapping/Abduction	0	0	1	0	15	8	0.0%	100.0%▼	46.7%▼
Sex Offenses, Forcible	1	2	7	6	40	43	100.0%▲	14.3%▼	7.5%▲
Property	101	55	410	278	2676	2015	45.5%▼	32.2%▼	24.7%▼
Arson	0	0	2	2	23	18	0.0%	0.0%	21.7%▼
Burglary/Breaking and Entering	10	1	30	22	199	158	90.0%▼	26.7%▼	20.6%▼
Counterfeiting/Forgery	1	0	1	0	2	0	100.0%▼	100.0%▼	100.0%▼
Destruction/Damage/Vandalism of Property	29	19	150	92	938	674	34.5%▼	38.7%▼	28.1%▼
Fraud	3	1	8	9	43	62	66.7%▼	12.5%▲	44.2%▲
Larceny/Theft	36	21	156	107	1007	759	41.7%▼	31.4%▼	24.6%▼
Motor Vehicle Theft	19	8	50	35	397	270	57.9%▼	30.0%▼	32.0%▼
Robbery	1	2	7	5	40	36	100.0%▲	28.6%▼	10.0%▼
Stolen Property	2	3	5	6	20	28	50.0%▲	20.0%▲	40.0%▲
Society	1	7	13	22	75	102	600.0%▲	69.2%▲	36.0%▲
Drug/Narcotic	0	5	8	17	47	60	NC	112.5%▲	27.7%▲
Pornography/Obscene Material	0	0	1	0	3	2	0.0%	100.0%▼	33.3%▼
Prostitution	0	0	0	0	1	4	0.0%	0.0%	300.0%▲
Weapon Law Violations	1	2	4	5	24	36	100.0%▲	25.0%▲	50.0%▲
Sector Totals	119	85	509	379	3253	2598	28.6%▼	25.5%▼	20.1%▼

NC = Noncalculable

Last 7 Days

Notes:

- There were no Homicide offense(s) during the last 7 days.
- 57.1% (12/21) of the Assaults were coded Simple Assault.
- There were 11 DV-related offenses.
- 81.8% (9/11) of the DV-related offenses were Persons.
- 38.1% (8/21) of the Assaults were DV-related.
- DV-related Offenses: 10 ⤴ 11
- There were no Gang-Related offense(s) during the last 7 days.
- Theft from Motor Vehicle: 16 ⤵ 14

Top 5 Locations - Compared to last year

- 1112 S M St: 1 ⤴ 4
- 1003 Pacific Ave: 0 ⤴ 2
- 511 E 26th St: 0 ⤴ 2
- S 25th St & S G St: 0 ⤴ 2
- 1929 S Sheridan Ave: 0 ⤴ 2
- 1302 Puyallup Ave: 0 ⤴ 2
- 1950 S L St: 0 ⤴ 2
- There were 11 additional locations with 2.

Top 5 Offense Locations - Compared to last year

- Street/Right Of Way: 19 ⤴ 25
- Apartment: 14 ⤵ 12
- Parking Lot: 26 ⤵ 11
- Single Family Residence: 9 ⤵ 7
- Private Vehicle: 1 ⤴ 4



Sector 2 Weekly Briefing for 16 June 2025 to 22 June 2025

The data is not National Incident Based Reporting System (NIBRS) compliant. Do not compare the results with any report using that standard. The data is dynamic and is subject to change and/or revision. The number of distinct offenses listed on a report are counted. This does not represent reports or individuals. All data is compared to last year for the same number of days or date range. Small numbers may cause large percent increases and decreases. Beginning 1 October 2022, there was a change in how TPD reports certain Aggravated Assaults and Destruction offenses.

Offense Breakdown	7 Days		28 Days		Year to Date		7 Days	28 Days	YTD
	16-Jun-2024	16-Jun-2025	26-May-2024	26-May-2025	01-Jan-2024	01-Jan-2025			
	22-Jun-2024	22-Jun-2025	22-Jun-2024	22-Jun-2025	22-Jun-2024	22-Jun-2025			
Persons	27	18	81	64	485	467	33.3%▼	21.0%▼	3.7%▼
Assault	23	17	70	58	436	414	26.1%▼	17.1%▼	5.0%▼
Homicide (doesn't include Negligent/Justifiable)	0	0	0	0	1	2	0.0%	0.0%	100.0%▲
Kidnapping/Abduction	1	0	2	0	11	8	100.0%▼	100.0%▼	27.3%▼
Sex Offenses, Forcible	3	1	9	6	36	43	66.7%▼	33.3%▼	19.4%▲
Property	82	62	326	238	2581	1573	24.4%▼	27.0%▼	39.1%▼
Arson	0	0	0	3	6	8	0.0%	NC	33.3%▲
Burglary/Breaking and Entering	5	3	24	13	156	134	40.0%▼	45.8%▼	14.1%▼
Counterfeiting/Forgery	0	0	1	1	15	5	0.0%	0.0%	66.7%▼
Destruction/Damage/Vandalism of Property	26	22	102	70	715	434	15.4%▼	31.4%▼	39.3%▼
Fraud	3	2	15	5	95	61	33.3%▼	66.7%▼	35.8%▼
Larceny/Theft	33	21	146	102	1115	682	36.4%▼	30.1%▼	38.8%▼
Motor Vehicle Theft	14	12	32	35	416	201	14.3%▼	9.4%▲	51.7%▼
Robbery	0	2	3	7	36	31	NC	133.3%▲	13.9%▼
Stolen Property	1	0	1	0	19	6	100.0%▼	100.0%▼	68.4%▼
Society	1	2	6	8	38	39	100.0%▲	33.3%▲	2.6%▲
Drug/Narcotic	1	0	5	1	23	13	100.0%▼	80.0%▼	43.5%▼
Pornography/Obscene Material	0	0	0	0	1	2	0.0%	0.0%	100.0%▲
Prostitution	0	0	0	0	0	0	0.0%	0.0%	0.0%
Weapon Law Violations	0	2	1	7	14	24	NC	600.0%▲	71.4%▲
Sector Totals	110	82	413	310	3104	2079	25.5%▼	24.9%▼	33.0%▼

NC = Noncalculable

Last 7 Days

Notes:

- There were no Homicide offense(s) during the last 7 days.
- 58.8% (10/17) of the Assaults were coded Simple Assault.
- There were 9 DV-related offenses.
- 66.7% (6/9) of the DV-related offenses were Persons.
- 29.4% (5/17) of the Assaults were DV-related.
- DV-related Offenses: 16 ↘ 9
- There were no Gang-Related offense(s) during the last 7 days.
- Theft from Motor Vehicle: 15 ↘ 10

Top 5 Locations - Compared to last year

- 4702 S 19th St: 0 ↗ 5
- 233 St Helens Ave: 0 ↗ 3
- 522 N I St: 0 ↗ 3
- 407 S I St: 0 ↗ 3
- 4125 N 29th St: 0 ↗ 2
- 1015 N Pearl St: 0 ↗ 2
- 6418 S 10th St: 0 ↗ 2
- There were 8 additional locations with 2.

Top 5 Offense Locations - Compared to last year

- Street/Right Of Way: 16 ↘ 14
- Parking Lot: 19 ↘ 13
- Apartment: 19 ↘ 12
- Single Family Residence: 23 ↘ 10
- Private Vehicle: 1 ↗ 6



Sector 3 Weekly Briefing for 16 June 2025 to 22 June 2025

The data is not National Incident Based Reporting System (NIBRS) compliant. Do not compare the results with any report using that standard. The data is dynamic and is subject to change and/or revision. The number of distinct offenses listed on a report are counted. This does not represent reports or individuals. All data is compared to last year for the same number of days or date range. Small numbers may cause large percent increases and decreases. Beginning 1 October 2022, there was a change in how TPD reports certain Aggravated Assaults and Destruction offenses.

Offense Breakdown	7 Days		28 Days		Year to Date		7 Days	28 Days	YTD
	16-Jun-2024	16-Jun-2025	26-May-2024	26-May-2025	01-Jan-2024	01-Jan-2025			
	22-Jun-2024	22-Jun-2025	22-Jun-2024	22-Jun-2025	22-Jun-2024	22-Jun-2025			
Persons	23	19	72	84	463	450	17.4%▼	16.7%▲	2.8%▼
Assault	23	18	67	80	431	413	21.7%▼	19.4%▲	4.2%▼
Homicide (doesn't include Negligent/Justifiable)	0	0	0	0	1	0	0.0%	0.0%	100.0%▼
Kidnapping/Abduction	0	1	1	2	8	7	NC	100.0%▲	12.5%▼
Sex Offenses, Forcible	0	0	3	2	22	30	0.0%	33.3%▼	36.4%▲
Property	76	44	379	231	2425	1595	42.1%▼	39.1%▼	34.2%▼
Arson	1	1	2	1	9	10	0.0%	50.0%▼	11.1%▲
Burglary/Breaking and Entering	5	2	36	18	186	120	60.0%▼	50.0%▼	35.5%▼
Counterfeiting/Forgery	0	0	0	1	12	9	0.0%	NC	25.0%▼
Destruction/Damage/Vandalism of Property	14	15	82	65	568	381	7.1%▲	20.7%▼	32.9%▼
Fraud	1	0	13	7	78	58	100.0%▼	46.2%▼	25.6%▼
Larceny/Theft	43	19	188	105	1046	812	55.8%▼	44.1%▼	22.4%▼
Motor Vehicle Theft	9	6	43	22	420	156	33.3%▼	48.8%▼	62.9%▼
Robbery	1	1	6	8	49	26	0.0%	33.3%▲	46.9%▼
Stolen Property	2	0	8	2	50	15	100.0%▼	75.0%▼	70.0%▼
Society	5	2	18	20	77	112	60.0%▼	11.1%▲	45.5%▲
Drug/Narcotic	4	1	12	10	42	77	75.0%▼	16.7%▼	83.3%▲
Pornography/Obscene Material	0	0	0	3	2	7	0.0%	NC	250.0%▲
Prostitution	0	0	0	0	0	1	0.0%	0.0%	NC
Weapon Law Violations	1	1	6	7	33	27	0.0%	16.7%▲	18.2%▼
Sector Totals	104	65	469	335	2965	2157	37.5%▼	28.6%▼	27.3%▼

NC = Noncalculable

Last 7 Days

Notes:

- There were no Homicide offense(s) during the last 7 days.
- 61.1% (11/18) of the Assaults were coded Simple Assault.
- There were 14 DV-related offenses.
- 78.6% (11/14) of the DV-related offenses were Persons.
- 55.6% (10/18) of the Assaults were DV-related.
- DV-related Offenses: 14 ↔ 14
- There were no Gang-Related offense(s) during the last 7 days.
- Theft from Motor Vehicle: 8 ↗ 9

Top 5 Locations - Compared to last year

- 3825 S Steele St: 3 ↗ 4
- 1811 S 76th St: 0 ↗ 4
- 4502 S Steele St: 6 ↘ 3
- 2505 S 38th St: 3 ↔ 3
- 7050 Tacoma Mall Blvd: 1 ↗ 3

Top 5 Offense Locations - Compared to last year

- Single Family Residence: 9 ↗ 15
- Parking Lot: 28 ↘ 13
- Street/Right Of Way: 7 ↗ 10
- Hotel/Motel: 1 ↗ 3
- Restaurant/Fast Food Establishment: 3 ↘ 2
- Clothing Store: 4 ↘ 2
- Apartment: 14 ↘ 2
- There were 4 additional locations with 2.



Sector 4 Weekly Briefing for 16 June 2025 to 22 June 2025

The data is not National Incident Based Reporting System (NIBRS) compliant. Do not compare the results with any report using that standard. The data is dynamic and is subject to change and/or revision. The number of distinct offenses listed on a report are counted. This does not represent reports or individuals. All data is compared to last year for the same number of days or date range. Small numbers may cause large percent increases and decreases. Beginning 1 October 2022, there was a change in how TPD reports certain Aggravated Assaults and Destruction offenses.

Offense Breakdown	7 Days		28 Days		Year to Date		7 Days	28 Days	YTD
	16-Jun-2024	16-Jun-2025	26-May-2024	26-May-2025	01-Jan-2024	01-Jan-2025			
	22-Jun-2024	22-Jun-2025	22-Jun-2024	22-Jun-2025	22-Jun-2024	22-Jun-2025			
Persons	23	26	99	113	526	547	13.0%▲	14.1%▲	4.0%▲
Assault	20	24	92	106	483	507	20.0%▲	15.2%▲	5.0%▲
Homicide (doesn't include Negligent/Justifiable)	1	0	2	1	4	5	100.0%▼	50.0%▼	25.0%▲
Kidnapping/Abduction	0	1	0	4	7	10	NC	NC	42.9%▲
Sex Offenses, Forcible	2	1	5	2	32	25	50.0%▼	60.0%▼	21.9%▼
Property	72	50	332	211	2079	1429	30.6%▼	36.4%▼	31.3%▼
Arson	1	0	2	1	9	12	100.0%▼	50.0%▼	33.3%▲
Burglary/Breaking and Entering	5	5	29	21	163	148	0.0%	27.6%▼	9.2%▼
Counterfeiting/Forgery	1	0	2	0	9	7	100.0%▼	100.0%▼	22.2%▼
Destruction/Damage/Vandalism of Property	16	18	70	56	491	321	12.5%▲	20.0%▼	34.6%▼
Fraud	1	1	7	3	59	62	0.0%	57.1%▼	5.1%▲
Larceny/Theft	28	18	137	81	795	591	35.7%▼	40.9%▼	25.7%▼
Motor Vehicle Theft	17	5	70	30	414	191	70.6%▼	57.1%▼	53.9%▼
Robbery	0	0	7	8	69	47	0.0%	14.3%▲	31.9%▼
Stolen Property	1	3	6	9	61	40	200.0%▲	50.0%▲	34.4%▼
Society	2	8	17	32	108	217	300.0%▲	88.2%▲	100.9%▲
Drug/Narcotic	0	6	8	22	60	155	NC	175.0%▲	158.3%▲
Pornography/Obscene Material	0	0	0	0	3	0	0.0%	0.0%	100.0%▼
Prostitution	0	0	0	0	1	3	0.0%	0.0%	200.0%▲
Weapon Law Violations	2	2	9	10	44	59	0.0%	11.1%▲	34.1%▲
Sector Totals	97	84	448	356	2713	2193	13.4%▼	20.5%▼	19.2%▼

NC = Noncalculable

Last 7 Days

Notes:

- There were no Homicide offense(s) during the last 7 days.
- 54.2% (13/24) of the Assaults were coded Simple Assault.
- There were 20 DV-related offenses.
- 65.0% (13/20) of the DV-related offenses were Persons.
- 50.0% (12/24) of the Assaults were DV-related.
- DV-related Offenses: 14 ↗ 20
- There were no Gang-Related offense(s) during the last 7 days.
- Theft from Motor Vehicle: 8 ↘ 4

Top 5 Locations - Compared to last year

- 7217 Pacific Ave: 0 ↗ 4
- 1302 S 38th St: 3 ↗ 4
- 7250 Pacific Ave: 2 ↗ 3
- 8015 Pacific Ave: 0 ↗ 3
- 8445 Pacific Ave: 0 ↗ 3

Top 5 Offense Locations - Compared to last year

- Single Family Residence: 26 ↘ 20
- Street/Right Of Way: 15 ↗ 18
- Parking Lot: 13 ↘ 10
- Apartment: 8 ↔ 8
- Grocery Store: 6 ↔ 6



MEETINGS FOR THE WEEK OF JUNE 30, 2025 THROUGH JULY 4, 2025

TIME	MEETING	LOCATION
MONDAY, JUNE 30, 2025		
NO MEETINGS SCHEDULED		
TUESDAY, JULY 1, 2025		
9:00 AM	Hearing Examiner's Hearing*	747 Market St., Municipal Bldg., Council Chambers Visit https://tacoma.gov/hearingexaminer
9:00 AM	Police Pension/Disability Board	3628 S. 35th St., Public Utilities Bldg., ABN-Ground Floor, Retirement Conf. Rm. Join Zoom Meeting at: https://zoom.us/j/86309639383 Telephonic: Dial 253-215-8782 Meeting ID: 863 0963 9383 Passcode: 521502 Contact Cheri Campbell at 253-502-8700
10:00 AM	Government Performance and Finance Committee	747 Market St., Municipal Bldg., Conf. Rm. 248 Join Zoom Meeting at: https://zoom.us/j/84416690206 Telephonic: Dial 253-215-8782 Meeting ID: 844 1669 0206 Passcode: 614650 Contact City Clerk's Office at 253-591-5505
11:15 AM	Bid Opening**	3628 S. 35th St., Public Utilities Bldg., ABN-M1 Join Zoom Meeting at: https://zoom.us/j/88402680573 Telephonic: Dial 253-215-8782 Meeting ID: 884 0268 0573 Passcode: 070737 Contact Lisa Yost at 253-502-8468
NOON	City Council Study Session	747 Market St., Municipal Bldg., Council Chambers Join Zoom Meeting at: https://zoom.us/j/89496171192 Telephonic: Dial 253-215-8782 Meeting ID: 894 9617 1192 Passcode: 896569 Contact City Clerk's Office at 253-591-5505
5:00 PM	City Council Meeting	747 Market St., Municipal Bldg., Council Chambers Join Zoom Meeting at: https://zoom.us/j/8483423126 Telephonic: Dial 253-215-8782 Meeting ID: 848 3423 3126 Passcode: 349099 Contact City Clerk's Office at 253-591-5505
WEDNESDAY, JULY 2, 2025		
5:00 PM	Planning Commission – CANCELLED	
THURSDAY, JULY 3, 2025		
9:00 AM	Hearing Examiner's Hearing*	747 Market St., Municipal Bldg., Council Chambers Visit https://tacoma.gov/hearingexaminer
10:00 AM	Fire Pension/Disability Board	3628 S. 35th St., Public Utilities Bldg., ABN-Ground Floor, Retirement Conf. Rm. Join Zoom Meeting at: https://zoom.us/j/88629750418 Telephonic: Dial 253-215-8782 Meeting ID: 886 2975 0418 Passcode: 169592 Contact Cheri Campbell at 253-502-8700
5:00 PM	Civil Service Board Meeting and Study Session – CANCELLED	

FRIDAY, JULY 4, 2025

CITY HOLIDAY – NO MEETINGS SCHEDULED



Meeting sites are accessible to people with disabilities. People with disabilities requiring special accommodations should contact the appropriate department(s) 48 hours prior to the meeting time.

* Hearing Examiner's Hearings and Local Improvement District Meetings meet on an as-needed basis. Contact the Hearing Examiner's Office at 253-591-5195 to confirm whether a meeting will be held this week. Hearings may be held at various times throughout the day.

** Bid Opening will be held on an as-needed basis. Contact the Finance Procurement and Payables Office at 253-502-8468 or www.tacomapurchasing.org to confirm whether Bid Opening will be held.

Date	Meeting	Subject	Department	Background
July 1, 2025	Study Session (Hybrid Council Chambers / Dial-in 12:00 p.m.)	Executive Session - Potential Litigation & Evaluate the Qualifications of an Applicant for Public Employment		
	Committee of the Whole - (Immediately Following the Study Session) hybrid / Council Chambers			
	City Council Meeting (hybrid Council Chambers /dial-in 5:00 PM)			
July 8, 2025	Study Session (Hybrid Council Chambers / Dial-in 12:00 p.m.)	Tacoma Smelter Plume Annual Update	Tacoma Smelter Plume - Justin Zakoren, Yard Program Manager	Staff will provide their annual update to the Mayor and Council Members
	City Council Meeting (hybrid Council Chambers /dial-in 5:00 PM)			
July 15, 2025	Study Session (Hybrid Council Chambers / Dial-in 12:00 p.m.)	Executive Session - Potential Litigation		
	Committee of the Whole			
	City Council Meeting (hybrid Council Chambers /dial-in 5:00 PM)			
July 22, 2025	Study Session (Hybrid Council Chambers / Dial-in 12:00 p.m.)	Pierce Transit Long Range Plan Update	Pierce Transit Staff	Pierce Transit is finalizing its long-range plan, which outlines our agency's vision for local transit over the coming decades. The Plan presents fiscally sustainable service scenarios and includes projections based on multiple revenue levels. These scenarios aim to provide a realistic framework for how local transit service could evolve to meet the needs identified in your comprehensive plan. Pierce Transit are scheduled to present the final Plan to the Pierce Transit Board of Commissioners in July, with potential adoption in August. Before the Board takes action, we would like the opportunity to brief your Council, share highlights from the Pierce Transit Long Range Plan (LRP), and receive any input your elected officials may
	City Council Meeting (hybrid Council Chambers /dial-in 5:00 PM)			
August 5, 2025	Study Session (Hybrid Council Chambers / Dial-in 12:00 p.m.)			
	Committee of the Whole			
	City Council Meeting (hybrid Council Chambers /dial-in 5:00 PM)			
August 12, 2025	Study Session (Hybrid Council Chambers / Dial-in 12:00 p.m.)			
	City Council Meeting (hybrid Council Chambers /dial-in 5:00 PM)			

Community Vitality and Safety Committee			
Committee Members (Chair) CM Rumbaugh, (Vice Chair) CM Walker, CM Sadalge, and CM Scott Alternate: CM Diaz Executive Liaison: Vicky McLaurin; Coordinator: Arsenio Roddy-Little		2nd and 4th Thursdays of the month 4:30pm Zoom and TMB 248	CBC Assignments • Commission on Disabilities • Commission on Immigrant and Refugee Affairs • Community's Police Advisory Committee • Housing Authority • Human Rights Commission • Human Services Commission • Public Library Board • Tacoma Community Redevelopment Authority
Date	Topic	Presenter(s)	Description
June 26, 2025	Code Compliance Informational Briefing	Mindee Weber, Code Compliance, Planning and Development Services	Informational update on current code compliance work and process improvements.
July 10, 2025	Street Medicine	Chantel Harmon Reed - Tacoma Pierce County Health Department	
July 24, 2025	Tentative RHC/LLFI Update		

Committee Members		Economic Development Committee	
(Chair) DM Daniels, (Vice Chair) CM Diaz, CM Bushnell, and CM Scott Alternate: CM Rumbaugh; Executive Liaison: Tanja Carter; Coordinator: Anna Le		2nd, 4th, and 5th Tuesdays of the month 10:00am Zoom and TMB 248	CBC Assignments <ul style="list-style-type: none">• City Events and Recognition Committee• Equity in Contracting Advisory Committee• Convention Center Public Facilities District• Tacoma Arts Commission • Tacoma Creates Advisory Board
Date	Topic	Presenter(s)	Description
July 8, 2025	Farmers Market Update and Transition Plan	Shari Hart, Business and Economic Development Analyst, Community and Economic Development	This presentation will provide updates on the Farmers Market Program, including the transition from legacy funding to a competitive funding model aimed at increasing transparency, equity, and program sustainability. Staff will also outline the timeline and next steps for the transition process.
July 22, 2025	Tacoma Creates Advisory Board Interviews	Nicole Emery, City Clerk	The Committee will conduct interviews to fill three seats on the Advisory Board for terms to begin August 1, 2025.
July 29, 2025	Tacoma Mall Subarea Art and Placemaking Plan	Rebecca Solverson, Arts and Cultural Vitality Division Manager, Community and Economic Development; Linda Wysong, Artist	Staff will present the Tacoma Mall Subarea Art and Placemaking Plan, developed by artists Horatio Law and Linda Wysong. The Art and Placemaking Plan is a recommendation of the Tacoma Mall Neighborhood Subarea Plan adopted by City Council in 2018, and will help guide public art and placemaking investments over the next 10 to 15 years.

Government Performance and Finance Committee			
Committee Members (Chair) CM Hines, (Vice Chair) CM Bushnell, DM Daniels, and CM Rumbaugh Alternate: CM Walker Executive Liaison: Andy Cherullo; Coordinator: D'Angelo Baker		1st and 3rd Tuesdays of the month 10:00am Zoom and TMB 248	CBC Assignments • Audit Advisory Board • Board of Ethics • Civil Service Board • Public Utility Board
Date	Topic	Presenter(s)	Description
July 1, 2025	Consumption Assumptions for New Customers of Environmental Services	ES Staff - Christina Curran & Mark Westland	Staff from Environmental Services will present on modifications to TMC 12.08B.210.C related to assumed water use for new residential customers.
	Rail South Intermodal Yard (SIM) Lease	Tacoma Rail Staff - Dylan Harrison & Tim Flood	Lease of TPU-Rail's South Intermodal Yard to the North West Seaport Alliance (NWSA) for continued use as a domestic intermodal freight rail facility.
Joint Meeting with the Audit Advisory Board	2024 Moss Adams Exit Conference	Olga Darlington	Staff from Moss Adams will present on audit results for the 2024 Utilities Audit - Water, Power, Rail, Solid Waste, Wastewater and Surface Water.
July 15, 2025	Advanced Meter Project (AMI) Update	TPU Staff	Staff from TPU will provide an update on the Advanced Meter Project.
	Monthly Budget Update	Andy Cherullo, Finance Director	Staff from OMB will present on topics related to the current biennium budget, revenue collections and expenditures, and other issues related to budgeting.
	State Auditor's Office 2023 Exit Conference- Accountability Audit	Susan Calderon, Assistant Director, Finance	
	State Auditor's Office 2024 Entrance Conference- Federal Audit	Susan Calderon, Assistant Director, Finance	

Infrastructure, Planning, and Sustainability Committee			
Committee Members (Chair) CM Walker, (Vice Chair) CM Diaz, CM Hines, and CM Sadalge Alternate: CM Bushnell Executive Liaison: Ramiro Chavez; Coordinator: Anna Le		2nd and 4th Wednesdays of the month 4:30pm Zoom and TMB 248	CBC Assignments • Board of Building Appeals • Climate and Sustainability Commission • Landmarks Preservation Commission • Planning Commission • Transportation Commission • Urban Design Board
Date	Topic	Presenter(s)	Description
July 9, 2025	Cancelled	--	--
July 23, 2025	Board of Building Appeals Interviews	Nicole Emery, City Clerk	The Committee will conduct interviews to fill five seats on the Board for terms to begin August 1, 2025.