



WEEKLY REPORT TO THE CITY COUNCIL

July 3, 2025

Members of the City Council
City of Tacoma, Washington

Dear Mayor and Council Members:

ITEMS OF INTEREST

1. Public Works Director Jeffery Jenkins provides the attached **status update memorandum for Resolution No. 41600. The sale of approximately 113 acres of Tacoma Water Property in the Fredrickson vicinity was approved during the January 14, 2025, Council meeting.**
2. Summer Late Nights: **Summer Late Nights began on Monday, June 23, 2025, at 10 locations across Tacoma. Programming will run through Friday, August 29, 2025.** The ten-week drop-in program offers safe spaces for middle and high school students to hang out and receive dinner every weeknight. Local providers are contracted by the Tacoma Parks Foundation to offer a variety of engaging activities each week including open gym, art, and music activities. Over 1,500 young people from Tacoma are expected to participate with over 15,000 drop-in visits anticipated. For more information and locations, please visit: <https://www.parkstacoma.gov/summer-late-nights/>.
3. Emergency and Temporary Shelter Standdown: Several temporary shelter sites in Tacoma are set to close this summer due to planned transitions and budget considerations, with the City collaborating closely with service providers to ensure all residents secure alternative shelter or housing before closure.
 - **Tacoma Rescue Mission's Forging Path Community (3561 South Pacific Ave)** closed on **June 30, 2025**. All individuals that were residing at Forging Paths Community were transitioned by end of day **June 30, 2025**. Since opening in November 2022, the combined shelter sites served 295 individuals, with 78 of the clients successfully housed.

Forging Paths Standdown outcomes: Out of the 102 clients that were on the May name list for standdown, 29 went to permanent supportive housing, 42 were referred to Tacoma Rescue Mission (TRM) downtown campus, 11 were referred to the Stability Site, 4 went to safe parking, 3 went to family out of state and 2 were referred to TEMS 3 (6th & Orchard). The remaining 11 of the 102 clients were lost to follow up.

- **Alzheimer Memorial Church's Give Me A Chance (1121 South Alzheimer Street)** closed on **June 30, 2025**. This family shelter has served 239 individuals since 2020, with 182 successfully housed. All individuals and families that were residing at Alzheimer have successfully transitioned into permanent housing or other temporary solutions.

Alzheimer Standdown outcomes: Out of the 38 residents on the initial name list during standdown, 30 transitioned into permanent supportive housing and 8 transitioned to TEMS 3 (6th & Orchard).

- **Brotherhood RISE Freedom Project (23rd & MLK Jr Way)** will close by **July 31, 2025**. The site has supported 50 individuals since June 2023, with 28 moving into permanent housing. 11 residents currently remain on-site and are engaged in case management. Neighborhood and Community Services staff continue to meet weekly with the program and remain committed to supporting every individual during these transitions.
 - Temporary and Extended Shelter extended through June 2026: The Bethlehem Baptist Family Shelter, Holy Rosary Safe Parking Site, and TEMS 3 Micro-Shelter Village have each been extended and will continue operations through June 2026. With the help of funding the City is utilizing from the Washington State Department of Commerce, they will continue to provide ongoing shelter and support for individuals and families experiencing homelessness.
4. **City-funded Temporary and Emergency Shelter Performance:** The City posts weekly information about its Temporary and Emergency Shelter locations including current census, number of available beds, and exits to housing. This information can be found at: <https://cms.tacoma.gov/ncs/weeklydataupdate.pdf> and is updated weekly.
 5. **Encampment Outreach:** For the week of **June 23 - 27, 2025**, the HEAL team visited 16 **locations**. This resulted in **27 (13 new, and 14 repeat)** individuals contacted and referred to community services; **2 individuals** were placed in shelter. This information can be found at: [HEAL Team Engagement Dashboard | Tacoma Open Data](#).
 6. City Manager's Office Constituent Relations Analyst Karyssa Mathison provides the attached **Constituent Intake Report**.
 7. Tacoma Public Utilities Executive Operations & Governance Manager Charleen Jacobs provides the attached **July 9, 2025, Public Utility Board Study Session and Utility Board meeting agendas**. **[There are no items currently going to Council]**
 8. Interim Tacoma Police Chief Patti Jackson provides the attached **Weekly Crime Report**.

9. Please see the attached City of Tacoma **Weekly Meeting Schedule**.
10. **The Tacoma - Pierce County Climate Leadership Cohort (TPCCLC)** is a program where participants learn climate solutions and civic engagement for our collective climate future. Applications for the 4th cohort are now open through August 1, 2025. Inspired by Tacoma's Climate Action Plan and Pierce County's Sustainability Plan and community input, the Climate Leadership Cohort connects frontline community members—vulnerable, underserved, and underrepresented residents—with City and County staff, elected officials, and community organizations so they can take climate action in their neighborhoods and communities! Cohort members will be offered a stipend for completing the program that runs September 12-14, 2025. Apply online and [learn more here](#).
11. Amy Clancy, Director of the Media and Communications Office shares some **"Good News"** below:
 - A very important pre-Fourth of July PSA (Pup Service Announcement) from adoptable dogs at [The Humane Society for Tacoma & Pierce County](#) and Tacoma first responders. Lil Woo, Shimmy, and their human costars want you to know that fireworks aren't just scary for some, they're also fineable in Tacoma up to \$513. **Report violations to [fireworksreport.com](#) or by calling (253) 287-4455. Remember, 9-1-1 is for emergencies only, like a fire or severe injury. [Tacoma Fire Department](#) [Tacoma Police Department](#) South Sound 911.**
 - **The City of Tacoma celebrated Tacoma's very best at the 39th annual City of Destiny Awards!** Hundreds of community members gathered to recognize people and organizations who have positively contributed to Tacoma through volunteerism and leadership. See a full list of award recipients at: <https://tacoma.gov/government/committees-boards-and-commissions/city-events-recognitions-committee/city-of-destiny-awards/>.
 - Leave your artistic footprint on the [Tacoma Dome](#)! **We're seeking artists to create artwork for the lower Northwest Plaza area that honors and amplifies the cultural presence, stories, and language of the Puyallup Tribe.** This is a partnership between [Tacoma Venues & Events](#), [Tacoma Arts](#), and the Puyallup Tribal language program who have agreed to provide Lushootseed language for this project. More details at <https://tacoma.gov/.../arts-cultural-vitality/opportunities/>.
 - **Ruston Way sidewalk repair: Public Works crews will be performing sidewalk repairs along Ruston Way.** The work will take place between McCarver and North 49th Street from 7:30 a.m. to 4 p.m. each day and is expected to be completed by July 2, 2025 . Flaggers will be in place for traffic control and sidewalk diversions.

- **Congratulations to the Tacoma Fire Department's newest firefighters! Family and friends gathered to celebrate as Recruit Class 2024-1** graduated and were sworn into service. The video follows Class 2024-1 throughout their year-long training to give you a glimpse into their experience. <https://www.facebook.com/share/v/1aRxaHa9zA/>
- **For #ThrowbackThursday, let's look back to May 30, 1954, when Fireboat No. 1 still patrolled the waters.** This fireboat was constructed in 1929 and trade magazine "Railway and Marine News" that year called it "one of the finest firefighting vessels in the United States." Photo courtesy of Tacoma News Tribune, [Tacoma Public Library](#) Northwest Room.
- The Tacoma Police Department would like to give a **huge thanks to the Tacoma Business Council** for serving us lunch! We are grateful for the appreciation and partnership! <https://www.facebook.com/share/r/1965kbzyds/>
- **Calling all sponsors and vendors: Saturday, August 23, 2025, 10:00 a.m. – 1 p.m. at the Eastside Community Center.** The Tacoma Police Department's School Ready on Day 1 Kids Health & Safety Fair is back, and we need the community's help to make it bigger and better than ever! For more information, please contact Bervin Smith at: bsmith7@tacoma.gov or (253) 290 – 9238.
- **The Tacoma Police Department, in partnership with the Bikes for Kids team of volunteers at Marine View Presbyterian Church are working together again this year to collect bicycles for children.** The bicycles will be given away to children at the Tacoma Police Department's Kids Health and Safety Fair on Saturday, August 23, 2025, 10:00 a.m.-1:00 p.m., at the Eastside Community Center, located at 1721 East 56th Street. Bikes for Kids is a nonprofit, community service organization in Tacoma, Washington that distributes bicycles throughout the Puget Sound area and internationally as well. Now operating for over 20 years, Bikes for Kids continues to grow and has distributed over 15,000 bicycles. **The Bikes for Kids team collects, refurbishes, and distributes used bicycles to children and adults waiting for a bike. For more information, please contact Bervin Smith at:** bsmith7@tacoma.gov or (253) 290 – 9238.

STUDY SESSION / WORK SESSION

12. **The City Council Study Session of Tuesday, July 8, 2025, will be conducted as a hybrid meeting.** This meeting can be attended in-person at the Tacoma Municipal Building, Council Chambers, located at 747 Market Street on the 1st floor or be heard by dialing (253) 215 – 8782 or through Zoom at: www.zoom.us/j/89496171192 and entering the meeting ID 894 9617 1192; passcode 89659 when prompted. This meeting will be broadcast on TV Tacoma.

City Council Study Session discussion items will include; (1) **Tacoma Smelter Plume Annual Update**; (2) **Other Items Interest**; (3) **Committee Reports**; (4) **Agenda Review and City Manager's Weekly Report**; (5) **Executive Session - Evaluate the Qualifications of an Applicant for Public Employment & Potential Litigation**.

13. The updated **Tentative City Council Forecast and Consolidated Standing Committee Calendars** are attached for your information.

MARK YOUR CALENDARS

14. There are no new events at this time.

Sincerely,

Allyson Griffith

Allyson Griffith
Acting City Manager

AG: ram




TO: Hyun Kim, Interim City Manager
City Council

FROM: Jeffrey A. Jenkins, Public Works Director
Justin E. Davis, PW Facilities Management Division Manager

CC: Dylan Harrison, Real Property Manager, PW Real Property Services
Allyson Griffith, Deputy City Manager
Jackie Flowers, Director of Utilities
Keri Burchard-Juarez, Water Superintendent, Tacoma Water

SUBJECT: Update on Property Sale Approved on 1/14/2025 by Resolution No. 41600

DATE: July 1, 2025



SUMMARY

On January 14, 2025, the City Council adopted Resolution No. 41600 approving the sale of approximately 113 acres of Tacoma Water property in the Frederickson vicinity of unincorporated Pierce County, Washington, to the Tacoma Sportsmen's Club Conservation Land Foundation ("TSCCLF") for the amount of \$3,490,000. Tacoma Water entered into an indemnification agreement with TSCCLF that will protect Tacoma Water and the City against claims of hazardous substances that may have been released by third parties during Tacoma Water's more than 125 years of ownership of the property. The value for the indemnification agreement is \$500,000 and was credited towards TSCCLF's purchase costs at closing on June 27, 2025. The Public Utility Board was briefed on this matter and expressed no concerns.

BACKGROUND

Since Resolution 41600 was adopted, there have been several events which have delayed closing, but have not materially changed the approved transaction:

- a. Pierce County amended Title 18E of their Code to increase wetland buffers for new development, which will reduce the usable area of Tacoma Water's property from approximately 2.4 acres to approximately 1 acre and thereby reducing the overall value of the property.
- b. The Washington State Department of Ecology ("DOE") requested additional testing on the berms used for the Tacoma Sportsmen's Club shooting range, and those results indicate there are lead contamination concerns, and therefore DOE will not provide \$500,000 in grant funds until they are resolved. TSCCLF believes these efforts will take 1-2 years but could take much longer depending upon DOE requirements. After DOE was made aware of the lead concerns, they issued an early notice letter listing Tacoma Water's property as a "state cleanup site that will need to be cleaned up pursuant to MTCA requirements".
- c. Pierce County informed Tacoma Water the adjoining property owner had discharged wastewater into the wetland on Tacoma Water's property. Initial indications are detectable concentrations of metals mostly below cleanup levels, but further investigation is required.

These events affected the original assumptions of both Tacoma Water and TSCCLF.

First, the increase in wetland buffers has significantly affected any new development on the property, which has a corresponding effect on the valuation. TPU Real Property Services has independently asked an appraiser for an opinion on the value of the land with the new wetland buffer and has received information that makes it clear that any new transaction would be based on a significantly lower value, possibly more than \$1,000,000 of difference.

Second, Due to the delay of the DOE grant funds, and to complete the transaction approved by Resolution 41600, TSCCLF needed to identify an additional \$500,000 in value.

CONCLUSION

Based on these factors the parties concurred in maintaining the agreed purchase price and in light of the new potential environmental issues, Tacoma Water will enter into an indemnification agreement with \$500,000 in benefit to the City because it protects Tacoma Water and the City against claims of hazardous substances that may have been released by third parties during Tacoma Water's more than 125 years of ownership of the property.

The value for the indemnification agreement was credited towards TSCCLF's purchase costs at closing, and the purchase price was maintained at \$3,490,000 as authorized by Resolution 41600.

The Public Utility Board has been briefed on this matter and expressed no concerns.

Closing of the sale occurred on June 27, 2025.



Tacoma City Council Constituent Intake Website Data Report: July 2025

Total Request
Submissions

635

Total Submissions

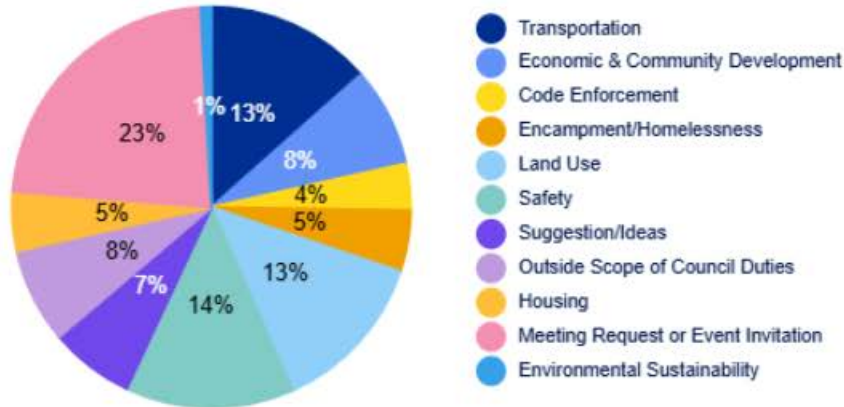
Request
Submissions

442

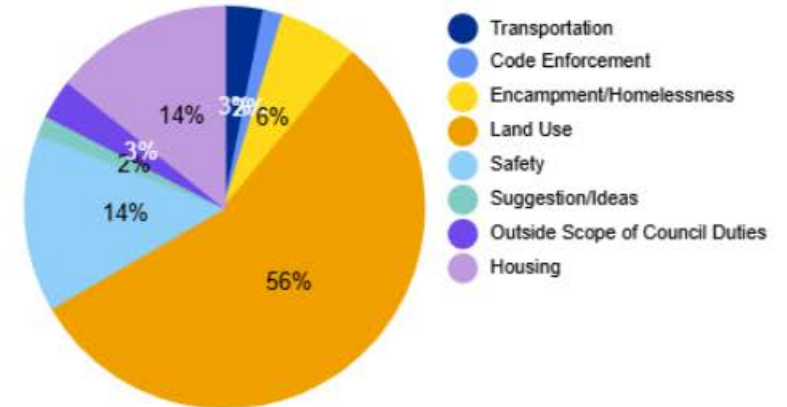
Inquiries that include
+1 Council Member

Topic Codes

Summary



Last 14 Days

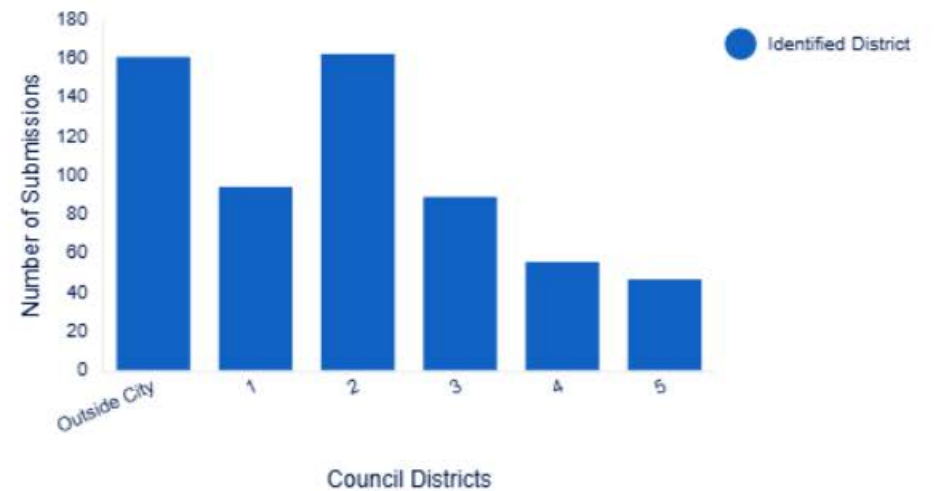


Submission Summary

Submissions by Month



Submissions by Council District



Contact: Karyssa Mathison, Constituent Relations Analyst
kmathison@tacoma.gov



**City of Tacoma
Public Utility Board
Study Session**

**July 9, 2025; 3:00 p.m.
Tacoma Public Utilities, LT1 (3rd Floor Conference Room)
(Directly Across Main Elevator)
3628 South 35th Street, Tacoma WA 98409**

Join remotely: <https://us06web.zoom.us/j/81336402669>
or by dialing 253-215-8782 and entering meeting ID 813 3640 2669

Call to Order

Roll Call

The Public Utility Board will hold a study session with staff to discuss the following:

| Approximate Time | Topic | Presenter(s) |
|------------------|---|--|
| 3:00 – 3:30 | Moss Adams Exit Conference | Olga Darlington, Partner, Moss Adams; Susan Calderon, Asst. Finance Director. |
| 3:35 – 4:05 | Tacoma Water: Washington State Public Works Board Construction Loan Application | Dana Larsen, Water Division Mgr. Marc Powell, Sr. Business Services Analyst |
| 4:10 – 5:00 | Advanced Meter Infrastructure Project Closeout Report | Sally Mohr, Program Delivery Mgr; Corey Bedient, AMI/Utility Modernization Lead |
| 5:05 – 5:35 | End of Legislative Session Report | Logan Bahr, Community and Government Relations Manager |
| 5:35 | General Board Comments / Discussion and Director's Reports | |

Adjournment

The Public Utility Board may enter into a closed or executive session at any time during an open public meeting as provided by law.



The City of Tacoma does not discriminate on the basis of disability in any of its programs, activities, or services. To request this information in an alternative format or to request a reasonable accommodation, please contact the TPU Director's Office at 253-502-8201 or utilityboard@cityoftacoma.org. TTY or speech to speech users please dial 711 to connect to Washington Relay services.



**City of Tacoma
Public Utility Board Meeting**

**July 9, 2025; 6:30 p.m.
Tacoma Public Utilities – Ground Floor Auditorium
3628 S 35th Street, Tacoma WA 98409**

**Join remotely: <https://us06web.zoom.us/j/84626080846>
or by dialing 253-215-8782 and entering meeting ID: 846 2608 0846**

Call to Order

Roll Call

A. Approve Minutes of Previous Meetings

B. Comments by the Public

C. Recognitions

- **Tacoma Power: American Public Power Association 2024 Platinum Award for Safety**
- **Tacoma Water: Women's Tapping Team National Championship**

D. Regular Agenda

Departmental

- D-1** Motion 25-06 – In accordance with Board Rules of Procedure Three, Section One, Election of Officers, of the Public Utility Board, that John O'Loughlin, Elly Claus-McGahan; and Anita Gallagher be nominated and elected as Chair, Vice-Chair, and Secretary respectively.
- D-2** Resolution U-11539 - A resolution to award certain contracts and approve certain purchases:
1. Award five-year contract to Black & Veatch Corporation for engineering design of a seismic risk reduction measure at the Mossyrock Dam spillway structure (\$1,733,700, plus applicable taxes) [Tim Nordstrom, Power Systems Engineer];
 2. Award three-year contract to Buenavista Services, Inc., for janitorial services for Tacoma Rail (\$1,000,000, plus applicable taxes. Includes option to renew for two, one-year extensions) [Kari Halliday, Chief Mechanical Officer].
- D-3** Resolution U-11540 – A resolution to sunset Public Utility Board Guiding Principal Eight (8) on Telecom [Jackie Flowers, Director of Utilities].



Citywide Weekly Briefing for 23 June 2025 to 29 June 2025

The data is not National Incident Based Reporting System (NIBRS) compliant. Do not compare the results with any report using that standard. The data is dynamic and is subject to change and/or revision. The number of distinct offenses listed on a report are counted. This does not represent reports or individuals. All data is compared to last year for the same number of days or date range. Small numbers may cause large percent increases and decreases. Beginning 1 October 2022, there was a change in how TPD reports certain Aggravated Assaults and Destruction offenses.

| Offense Breakdown | 7 Days | | 28 Days | | Year to Date | | 7 Days | 28 Days | YTD |
|--|-------------|-------------|-------------|-------------|--------------|-------------|---------|---------|---------|
| | 23-Jun-2024 | 23-Jun-2025 | 02-Jun-2024 | 02-Jun-2025 | 01-Jan-2024 | 01-Jan-2025 | | | |
| | 29-Jun-2024 | 29-Jun-2025 | 29-Jun-2024 | 29-Jun-2025 | 29-Jun-2024 | 29-Jun-2025 | | | |
| Persons | 98 | 68 | 342 | 327 | 2076 | 2021 | 30.6%▼ | 4.4%▼ | 2.6%▼ |
| Assault | 92 | 65 | 314 | 304 | 1887 | 1829 | 29.3%▼ | 3.2%▼ | 3.1%▼ |
| Homicide (doesn't include Negligent/Justifiable) | 0 | 1 | 2 | 2 | 10 | 12 | NC | 0.0% | 20.0%▲ |
| Kidnapping/Abduction | 1 | 1 | 4 | 8 | 42 | 35 | 0.0% | 100.0%▲ | 16.7%▼ |
| Sex Offenses, Forcible | 5 | 1 | 21 | 13 | 135 | 145 | 80.0%▼ | 38.1%▼ | 7.4%▲ |
| Property | 375 | 215 | 1419 | 974 | 10137 | 6886 | 42.7%▼ | 31.4%▼ | 32.1%▼ |
| Arson | 3 | 2 | 7 | 7 | 50 | 50 | 33.3%▼ | 0.0% | 0.0% |
| Burglary/Breaking and Entering | 33 | 24 | 123 | 81 | 737 | 586 | 27.3%▼ | 34.1%▼ | 20.5%▼ |
| Counterfeiting/Forgery | 1 | 0 | 5 | 0 | 39 | 21 | 100.0%▼ | 100.0%▼ | 46.2%▼ |
| Destruction/Damage/Vandalism of Property | 106 | 62 | 380 | 294 | 2818 | 1885 | 41.5%▼ | 22.6%▼ | 33.1%▼ |
| Fraud | 19 | 3 | 51 | 22 | 294 | 250 | 84.2%▼ | 56.9%▼ | 15.0%▼ |
| Larceny/Theft | 152 | 81 | 619 | 395 | 4116 | 2959 | 46.7%▼ | 36.2%▼ | 28.1%▼ |
| Motor Vehicle Theft | 46 | 27 | 180 | 120 | 1693 | 850 | 41.3%▼ | 33.3%▼ | 49.8%▼ |
| Robbery | 7 | 10 | 26 | 31 | 201 | 151 | 42.9%▲ | 19.2%▲ | 24.9%▼ |
| Stolen Property | 8 | 5 | 24 | 20 | 158 | 94 | 37.5%▼ | 16.7%▼ | 40.5%▼ |
| Society | 14 | 15 | 53 | 75 | 312 | 485 | 7.1%▲ | 41.5%▲ | 55.4%▲ |
| Drug/Narcotic | 10 | 12 | 34 | 50 | 182 | 317 | 20.0%▲ | 47.1%▲ | 74.2%▲ |
| Pornography/Obscene Material | 0 | 1 | 0 | 3 | 9 | 12 | NC | NC | 33.3%▲ |
| Prostitution | 0 | 0 | 0 | 0 | 2 | 8 | 0.0% | 0.0% | 300.0%▲ |
| Weapon Law Violations | 4 | 2 | 19 | 22 | 119 | 148 | 50.0%▼ | 15.8%▲ | 24.4%▲ |
| Citywide Totals | 487 | 298 | 1814 | 1376 | 12525 | 9392 | 38.8%▼ | 24.1%▼ | 25.0%▼ |

NC = Noncalculable

Last 7 Days

Notes:

- There was 1 Homicide offense during the last 7 days.
- 67.7% (44/65) of the Assaults were coded Simple Assault.
- There were 46 DV-related offenses.
- 67.4% (31/46) of the DV-related offenses were Persons.
- 46.2% (30/65) of the Assaults were DV-related.
- DV-related Offenses: 69 ≥ 46
- There were no Gang-Related offense(s) during the last 7 days.
- Theft from Motor Vehicle: 51 ≥ 21

Top 5 Locations - Compared to last year

- 4502 S Steele St: 12 ≥ 6
- 1002 S Pearl St: 0 ≥ 5
- 516 S 38th St: 0 ≥ 3
- 7002 Tacoma Mall Blvd: 1 ≥ 3
- 4002 E Portland Ave: 0 ≥ 3
- 1102 S Pearl St: 2 ≥ 3
- 9330 S Steele St: 0 ≥ 3
- There were 2 additional locations with 3.

Top 5 Offense Locations - Compared to last year

- Single Family Residence: 77 ≥ 63
- Street/Right Of Way: 56 ≥ 54
- Parking Lot: 79 ≥ 42
- Apartment: 62 ≥ 33
- Other Business: 12 ≥ 9



Sector 1 Weekly Briefing for 23 June 2025 to 29 June 2025

The data is not National Incident Based Reporting System (NIBRS) compliant. Do not compare the results with any report using that standard. The data is dynamic and is subject to change and/or revision. The number of distinct offenses listed on a report are counted. This does not represent reports or individuals. All data is compared to last year for the same number of days or date range. Small numbers may cause large percent increases and decreases. Beginning 1 October 2022, there was a change in how TPD reports certain Aggravated Assaults and Destruction offenses.

| Offense Breakdown | 7 Days | | 28 Days | | Year to Date | | 7 Days | 28 Days | YTD |
|--|-------------|-------------|-------------|-------------|--------------|-------------|---------|---------|---------|
| | 23-Jun-2024 | 23-Jun-2025 | 02-Jun-2024 | 02-Jun-2025 | 01-Jan-2024 | 01-Jan-2025 | | | |
| | 29-Jun-2024 | 29-Jun-2025 | 29-Jun-2024 | 29-Jun-2025 | 29-Jun-2024 | 29-Jun-2025 | | | |
| Persons | 26 | 20 | 83 | 80 | 528 | 502 | 23.1%▼ | 3.6%▼ | 4.9%▼ |
| Assault | 23 | 18 | 76 | 73 | 466 | 444 | 21.7%▼ | 3.9%▼ | 4.7%▼ |
| Homicide (doesn't include Negligent/Justifiable) | 0 | 0 | 0 | 0 | 4 | 4 | 0.0% | 0.0% | 0.0% |
| Kidnapping/Abduction | 1 | 1 | 1 | 1 | 16 | 9 | 0.0% | 0.0% | 43.8%▼ |
| Sex Offenses, Forcible | 2 | 1 | 6 | 6 | 42 | 45 | 50.0%▼ | 0.0% | 7.1%▲ |
| Property | 96 | 49 | 385 | 270 | 2772 | 2081 | 49.0%▼ | 29.9%▼ | 24.9%▼ |
| Arson | 2 | 1 | 2 | 3 | 25 | 19 | 50.0%▼ | 50.0%▲ | 24.0%▼ |
| Burglary/Breaking and Entering | 11 | 9 | 34 | 27 | 210 | 168 | 18.2%▼ | 20.6%▼ | 20.0%▼ |
| Counterfeiting/Forgery | 0 | 0 | 1 | 0 | 2 | 0 | 0.0% | 100.0%▼ | 100.0%▼ |
| Destruction/Damage/Vandalism of Property | 29 | 16 | 132 | 86 | 967 | 694 | 44.8%▼ | 34.8%▼ | 28.2%▼ |
| Fraud | 4 | 0 | 9 | 5 | 47 | 62 | 100.0%▼ | 44.4%▼ | 31.9%▲ |
| Larceny/Theft | 38 | 17 | 153 | 106 | 1045 | 786 | 55.3%▼ | 30.7%▼ | 24.8%▼ |
| Motor Vehicle Theft | 8 | 3 | 42 | 30 | 405 | 275 | 62.5%▼ | 28.6%▼ | 32.1%▼ |
| Robbery | 1 | 2 | 6 | 6 | 41 | 38 | 100.0%▲ | 0.0% | 7.3%▼ |
| Stolen Property | 3 | 1 | 6 | 7 | 23 | 29 | 66.7%▼ | 16.7%▲ | 26.1%▲ |
| Society | 5 | 3 | 13 | 22 | 80 | 105 | 40.0%▼ | 69.2%▲ | 31.3%▲ |
| Drug/Narcotic | 2 | 3 | 7 | 19 | 49 | 63 | 50.0%▲ | 171.4%▲ | 28.6%▲ |
| Pornography/Obscene Material | 0 | 0 | 0 | 0 | 3 | 2 | 0.0% | 0.0% | 33.3%▼ |
| Prostitution | 0 | 0 | 0 | 0 | 1 | 4 | 0.0% | 0.0% | 300.0%▲ |
| Weapon Law Violations | 3 | 0 | 6 | 3 | 27 | 36 | 100.0%▼ | 50.0%▼ | 33.3%▲ |
| Sector Totals | 127 | 72 | 481 | 372 | 3380 | 2688 | 43.3%▼ | 22.7%▼ | 20.5%▼ |

NC = Noncalculable

Last 7 Days

Notes:

- There were no Homicide offense(s) during the last 7 days.
- 55.6% (10/18) of the Assaults were coded Simple Assault.
- There were 9 DV-related offenses.
- 66.7% (6/9) of the DV-related offenses were Persons.
- 27.8% (5/18) of the Assaults were DV-related.
- DV-related Offenses: 19 ≥ 9
- There were no Gang-Related offense(s) during the last 7 days.
- Theft from Motor Vehicle: 20 ≥ 5

Top 5 Locations - Compared to last year

- 425 South Tacoma Way: 1 ↗ 3
- 1019 Pacific Ave: 2 ↔ 2
- 619 S Ainsworth Ave: 0 ↗ 2
- 1710 Market St: 0 ↗ 2
- 1901 S Trafton St: 0 ↗ 2
- 815 Pacific Ave: 0 ↗ 2
- 2505 Court G: 0 ↗ 2
- There were 8 additional locations with 2.

Top 5 Offense Locations - Compared to last year

- Street/Right Of Way: 23 ≥ 17
- Apartment: 21 ≥ 16
- Single Family Residence: 10 ≥ 9
- Parking Lot: 21 ≥ 4
- Sidewalk: 0 ↗ 3
- Convenience Store (7-11): 2 ↗ 3
- Alley: 2 ↗ 3
- Other Business: 2 ↗ 3



Sector 2 Weekly Briefing for 23 June 2025 to 29 June 2025

The data is not National Incident Based Reporting System (NIBRS) compliant. Do not compare the results with any report using that standard. The data is dynamic and is subject to change and/or revision. The number of distinct offenses listed on a report are counted. This does not represent reports or individuals. All data is compared to last year for the same number of days or date range. Small numbers may cause large percent increases and decreases. Beginning 1 October 2022, there was a change in how TPD reports certain Aggravated Assaults and Destruction offenses.

| Offense Breakdown | 7 Days | | 28 Days | | Year to Date | | 7 Days | 28 Days | YTD |
|--|-------------|-------------|-------------|-------------|--------------|-------------|---------|---------|---------|
| | 23-Jun-2024 | 23-Jun-2025 | 02-Jun-2024 | 02-Jun-2025 | 01-Jan-2024 | 01-Jan-2025 | | | |
| | 29-Jun-2024 | 29-Jun-2025 | 29-Jun-2024 | 29-Jun-2025 | 29-Jun-2024 | 29-Jun-2025 | | | |
| Persons | 19 | 14 | 82 | 64 | 504 | 482 | 26.3%▼ | 22.0%▼ | 4.4%▼ |
| Assault | 17 | 14 | 71 | 61 | 453 | 429 | 17.6%▼ | 14.1%▼ | 5.3%▼ |
| Homicide (doesn't include Negligent/Justifiable) | 0 | 0 | 0 | 0 | 1 | 2 | 0.0% | 0.0% | 100.0%▲ |
| Kidnapping/Abduction | 0 | 0 | 2 | 0 | 11 | 8 | 0.0% | 100.0%▼ | 27.3%▼ |
| Sex Offenses, Forcible | 2 | 0 | 9 | 3 | 38 | 43 | 100.0%▼ | 66.7%▼ | 13.2%▲ |
| Property | 103 | 56 | 326 | 247 | 2684 | 1644 | 45.6%▼ | 24.2%▼ | 38.7%▼ |
| Arson | 0 | 0 | 0 | 1 | 6 | 8 | 0.0% | NC | 33.3%▲ |
| Burglary/Breaking and Entering | 12 | 3 | 29 | 11 | 168 | 137 | 75.0%▼ | 62.1%▼ | 18.5%▼ |
| Counterfeiting/Forgery | 0 | 0 | 1 | 0 | 15 | 5 | 0.0% | 100.0%▼ | 66.7%▼ |
| Destruction/Damage/Vandalism of Property | 28 | 21 | 91 | 79 | 743 | 458 | 25.0%▼ | 13.2%▼ | 38.4%▼ |
| Fraud | 6 | 0 | 20 | 5 | 101 | 62 | 100.0%▼ | 75.0%▼ | 38.6%▼ |
| Larceny/Theft | 45 | 22 | 147 | 102 | 1160 | 713 | 51.1%▼ | 30.6%▼ | 38.5%▼ |
| Motor Vehicle Theft | 10 | 7 | 31 | 37 | 426 | 209 | 30.0%▼ | 19.4%▲ | 50.9%▼ |
| Robbery | 2 | 2 | 5 | 10 | 38 | 34 | 0.0% | 100.0%▲ | 10.5%▼ |
| Stolen Property | 0 | 1 | 1 | 1 | 19 | 7 | NC | 0.0% | 63.2%▼ |
| Society | 2 | 2 | 5 | 8 | 40 | 41 | 0.0% | 60.0%▲ | 2.5%▲ |
| Drug/Narcotic | 2 | 2 | 5 | 3 | 25 | 15 | 0.0% | 40.0%▼ | 40.0%▼ |
| Pornography/Obscene Material | 0 | 0 | 0 | 0 | 1 | 2 | 0.0% | 0.0% | 100.0%▲ |
| Prostitution | 0 | 0 | 0 | 0 | 0 | 0 | 0.0% | 0.0% | 0.0% |
| Weapon Law Violations | 0 | 0 | 0 | 5 | 14 | 24 | 0.0% | NC | 71.4%▲ |
| Sector Totals | 124 | 72 | 413 | 319 | 3228 | 2167 | 41.9%▼ | 22.8%▼ | 32.9%▼ |

NC = Noncalculable

Last 7 Days

Notes:

- There were no Homicide offense(s) during the last 7 days.
- 71.4% (10/14) of the Assaults were coded Simple Assault.
- There were 8 DV-related offenses.
- 75.0% (6/8) of the DV-related offenses were Persons.
- 42.9% (6/14) of the Assaults were DV-related.
- DV-related Offenses: 9 ≥ 8
- There were no Gang-Related offense(s) during the last 7 days.
- Theft from Motor Vehicle: 17 ≥ 8

Top 5 Locations - Compared to last year

- 1002 S Pearl St: 0 ↗ 5
- 1102 S Pearl St: 2 ↗ 3
- 1501 N Verde St: 0 ↗ 2
- 1666 Huson Dr: 0 ↗ 2
- 640 S Trafton St: 0 ↗ 2
- 6422 S 10th St: 0 ↗ 2
- 1201 S Proctor St: 0 ↗ 2
- There were 6 additional locations with 2.

Top 5 Offense Locations - Compared to last year

- Parking Lot: 20 ≥ 17
- Single Family Residence: 24 ≥ 14
- Street/Right Of Way: 11 ↗ 12
- Apartment: 16 ≥ 7
- Driveway: 2 ↗ 3
- Club Residence (Ymca, Etc.): 0 ↗ 3
- Medical/Dental/Hospital: 4 ≥ 3



Sector 3 Weekly Briefing for 23 June 2025 to 29 June 2025

The data is not National Incident Based Reporting System (NIBRS) compliant. Do not compare the results with any report using that standard. The data is dynamic and is subject to change and/or revision. The number of distinct offenses listed on a report are counted. This does not represent reports or individuals. All data is compared to last year for the same number of days or date range. Small numbers may cause large percent increases and decreases. Beginning 1 October 2022, there was a change in how TPD reports certain Aggravated Assaults and Destruction offenses.

| Offense Breakdown | 7 Days | | 28 Days | | Year to Date | | 7 Days | 28 Days | YTD |
|--|-------------|-------------|-------------|-------------|--------------|-------------|--------|---------|---------|
| | 23-Jun-2024 | 23-Jun-2025 | 02-Jun-2024 | 02-Jun-2025 | 01-Jan-2024 | 01-Jan-2025 | | | |
| | 29-Jun-2024 | 29-Jun-2025 | 29-Jun-2024 | 29-Jun-2025 | 29-Jun-2024 | 29-Jun-2025 | | | |
| Persons | 19 | 16 | 76 | 80 | 482 | 469 | 15.8%▼ | 5.3%▲ | 2.7%▼ |
| Assault | 19 | 16 | 72 | 77 | 450 | 431 | 15.8%▼ | 6.9%▲ | 4.2%▼ |
| Homicide (doesn't include Negligent/Justifiable) | 0 | 0 | 0 | 0 | 1 | 0 | 0.0% | 0.0% | 100.0%▼ |
| Kidnapping/Abduction | 0 | 0 | 1 | 2 | 8 | 7 | 0.0% | 100.0%▲ | 12.5%▼ |
| Sex Offenses, Forcible | 0 | 0 | 2 | 1 | 22 | 31 | 0.0% | 50.0%▼ | 40.9%▲ |
| Property | 89 | 52 | 372 | 238 | 2514 | 1664 | 41.6%▼ | 36.0%▼ | 33.8%▼ |
| Arson | 0 | 0 | 2 | 1 | 9 | 10 | 0.0% | 50.0%▼ | 11.1%▲ |
| Burglary/Breaking and Entering | 3 | 4 | 31 | 21 | 189 | 125 | 33.3%▲ | 32.3%▼ | 33.9%▼ |
| Counterfeiting/Forgery | 0 | 0 | 0 | 0 | 12 | 9 | 0.0% | 0.0% | 25.0%▼ |
| Destruction/Damage/Vandalism of Property | 26 | 14 | 84 | 69 | 594 | 400 | 46.2%▼ | 17.9%▼ | 32.7%▼ |
| Fraud | 2 | 1 | 11 | 6 | 80 | 61 | 50.0%▼ | 45.5%▼ | 23.8%▼ |
| Larceny/Theft | 37 | 19 | 181 | 102 | 1083 | 838 | 48.6%▼ | 43.6%▼ | 22.6%▼ |
| Motor Vehicle Theft | 16 | 9 | 46 | 26 | 436 | 167 | 43.8%▼ | 43.5%▼ | 61.7%▼ |
| Robbery | 2 | 3 | 7 | 8 | 51 | 29 | 50.0%▲ | 14.3%▲ | 43.1%▼ |
| Stolen Property | 3 | 1 | 9 | 3 | 53 | 16 | 66.7%▼ | 66.7%▼ | 69.8%▼ |
| Society | 6 | 2 | 20 | 14 | 83 | 114 | 66.7%▼ | 30.0%▼ | 37.3%▲ |
| Drug/Narcotic | 6 | 1 | 15 | 6 | 48 | 78 | 83.3%▼ | 60.0%▼ | 62.5%▲ |
| Pornography/Obscene Material | 0 | 1 | 0 | 3 | 2 | 8 | NC | NC | 300.0%▲ |
| Prostitution | 0 | 0 | 0 | 0 | 0 | 1 | 0.0% | 0.0% | NC |
| Weapon Law Violations | 0 | 0 | 5 | 5 | 33 | 27 | 0.0% | 0.0% | 18.2%▼ |
| Sector Totals | 114 | 70 | 468 | 332 | 3079 | 2247 | 38.6%▼ | 29.1%▼ | 27.0%▼ |

NC = Noncalculable

Last 7 Days

Notes:

- There were no Homicide offense(s) during the last 7 days.
- 75.0% (12/16) of the Assaults were coded Simple Assault.
- There were 14 DV-related offenses.
- 64.3% (9/14) of the DV-related offenses were Persons.
- 56.3% (9/16) of the Assaults were DV-related.
- DV-related Offenses: 12 ↗ 14
- There were no Gang-Related offense(s) during the last 7 days.
- Theft from Motor Vehicle: 8 ↘ 2

Top 5 Locations - Compared to last year

- 4502 S Steele St: 12 ↘ 6
- 7002 Tacoma Mall Blvd: 1 ↗ 3
- 7632 S Sheridan Ave: 0 ↗ 2
- 6838 S Fife St: 0 ↗ 2
- 3021 S 68th St: 0 ↗ 2
- 6841 S Oakes St: 0 ↗ 2
- 5606 S Alaska St: 0 ↗ 2
- There were 6 additional locations with 2.

Top 5 Offense Locations - Compared to last year

- Single Family Residence: 9 ↗ 16
- Street/Right Of Way: 13 ↘ 11
- Parking Lot: 27 ↘ 9
- Other Business: 3 ↗ 4
- Apartment: 9 ↘ 4
- Department Store: 8 ↘ 4



Sector 4 Weekly Briefing for 23 June 2025 to 29 June 2025

The data is not National Incident Based Reporting System (NIBRS) compliant. Do not compare the results with any report using that standard. The data is dynamic and is subject to change and/or revision. The number of distinct offenses listed on a report are counted. This does not represent reports or individuals. All data is compared to last year for the same number of days or date range. Small numbers may cause large percent increases and decreases. Beginning 1 October 2022, there was a change in how TPD reports certain Aggravated Assaults and Destruction offenses.

| Offense Breakdown | 7 Days | | 28 Days | | Year to Date | | 7 Days | 28 Days | YTD |
|--|-------------|-------------|-------------|-------------|--------------|-------------|---------|---------|---------|
| | 23-Jun-2024 | 23-Jun-2025 | 02-Jun-2024 | 02-Jun-2025 | 01-Jan-2024 | 01-Jan-2025 | | | |
| | 29-Jun-2024 | 29-Jun-2025 | 29-Jun-2024 | 29-Jun-2025 | 29-Jun-2024 | 29-Jun-2025 | | | |
| Persons | 34 | 18 | 101 | 103 | 560 | 568 | 47.1%▼ | 2.0%▲ | 1.4%▲ |
| Assault | 33 | 17 | 95 | 93 | 516 | 525 | 48.5%▼ | 2.1%▼ | 1.7%▲ |
| Homicide (doesn't include Negligent/Justifiable) | 0 | 1 | 2 | 2 | 4 | 6 | NC | 0.0% | 50.0%▲ |
| Kidnapping/Abduction | 0 | 0 | 0 | 5 | 7 | 11 | 0.0% | NC | 57.1%▲ |
| Sex Offenses, Forcible | 1 | 0 | 4 | 3 | 33 | 26 | 100.0%▼ | 25.0%▼ | 21.2%▼ |
| Property | 87 | 58 | 336 | 219 | 2166 | 1497 | 33.3%▼ | 34.8%▼ | 30.9%▼ |
| Arson | 1 | 1 | 3 | 2 | 10 | 13 | 0.0% | 33.3%▼ | 30.0%▲ |
| Burglary/Breaking and Entering | 7 | 8 | 29 | 22 | 170 | 156 | 14.3%▲ | 24.1%▼ | 8.2%▼ |
| Counterfeiting/Forgery | 1 | 0 | 3 | 0 | 10 | 7 | 100.0%▼ | 100.0%▼ | 30.0%▼ |
| Destruction/Damage/Vandalism of Property | 23 | 11 | 73 | 60 | 514 | 333 | 52.2%▼ | 17.8%▼ | 35.2%▼ |
| Fraud | 7 | 2 | 11 | 6 | 66 | 65 | 71.4%▼ | 45.5%▼ | 1.5%▼ |
| Larceny/Theft | 32 | 23 | 138 | 85 | 827 | 622 | 28.1%▼ | 38.4%▼ | 24.8%▼ |
| Motor Vehicle Theft | 12 | 8 | 61 | 27 | 426 | 199 | 33.3%▼ | 55.7%▼ | 53.3%▼ |
| Robbery | 2 | 3 | 8 | 7 | 71 | 50 | 50.0%▲ | 12.5%▼ | 29.6%▼ |
| Stolen Property | 2 | 2 | 8 | 9 | 63 | 42 | 0.0% | 12.5%▲ | 33.3%▼ |
| Society | 1 | 8 | 15 | 31 | 109 | 225 | 700.0%▲ | 106.7%▲ | 106.4%▲ |
| Drug/Narcotic | 0 | 6 | 7 | 22 | 60 | 161 | NC | 214.3%▲ | 168.3%▲ |
| Pornography/Obscene Material | 0 | 0 | 0 | 0 | 3 | 0 | 0.0% | 0.0% | 100.0%▼ |
| Prostitution | 0 | 0 | 0 | 0 | 1 | 3 | 0.0% | 0.0% | 200.0%▲ |
| Weapon Law Violations | 1 | 2 | 8 | 9 | 45 | 61 | 100.0%▲ | 12.5%▲ | 35.6%▲ |
| Sector Totals | 122 | 84 | 452 | 353 | 2835 | 2290 | 31.1%▼ | 21.9%▼ | 19.2%▼ |

NC = Noncalculable

Last 7 Days

Notes:

- There was 1 Homicide offense during the last 7 days.
- 70.6% (12/17) of the Assaults were coded Simple Assault.
- There were 15 DV-related offenses.
- 66.7% (10/15) of the DV-related offenses were Persons.
- 58.8% (10/17) of the Assaults were DV-related.
- DV-related Offenses: 29 ↘ 15
- There were no Gang-Related offense(s) during the last 7 days.
- Theft from Motor Vehicle: 6 ↔ 6

Top 5 Locations - Compared to last year

- 4002 E Portland Ave: 0 ↗ 3
- 516 S 38th St: 0 ↗ 3
- 3922 E Portland Ave: 0 ↗ 3
- 9330 S Steele St: 0 ↗ 3
- S 72nd St & Pacific Ave: 2 ↔ 2
- 1001 E 56th St: 0 ↗ 2
- S 76th St & Pacific Ave: 0 ↗ 2
- There were 6 additional locations with 2.

Top 5 Offense Locations - Compared to last year

- Single Family Residence: 34 ↘ 24
- Street/Right Of Way: 9 ↗ 14
- Parking Lot: 11 ↗ 12
- Apartment: 16 ↘ 6
- Convenience Store (7-11): 2 ↗ 4



MEETINGS FOR THE WEEK OF JULY 7, 2025 THROUGH JULY 11, 2025

| TIME | MEETING | LOCATION |
|------|---------|----------|
|------|---------|----------|

MONDAY, JULY 7, 2025

5:30 PM Tacoma Creates Advisory Board – CANCELLED

TUESDAY, JULY 8, 2025

| | | |
|----------|--------------------------------|---|
| 9:00 AM | Hearing Examiner's Hearing* | 747 Market St., Municipal Bldg., Council Chambers Visit www.cityoftacoma.org/hearingexaminer |
| 10:00 AM | Economic Development Committee | 747 Market St., Municipal Bldg., Conf. Rm. 248 Join Zoom Meeting at: https://zoom.us/j/88227539908 Telephonic: Dial 253-215-8782 Meeting ID: 882 2753 9908 Passcode: 614650 |
| 11:15 AM | Bid Opening** | 3628 S. 35th St., Public Utilities Bldg., ABN-M1 Join Zoom Meeting at: https://zoom.us/j/88402680573 Telephonic: Dial 253-215-8782 Meeting ID: 884 0268 0573 Passcode: 070737 Contact Lisa Yost at 253-502-8468 |
| NOON | City Council Study Session | 747 Market St., Municipal Bldg., Council Chambers Join Zoom Meeting at: https://zoom.us/j/89496171192 Telephonic: Dial 253-215-8782 Meeting ID: 894 9617 1192 Passcode: 896569 |
| 5:00 PM | City Council Meeting | 747 Market St., Municipal Bldg., Council Chambers Join Zoom Meeting at: https://zoom.us/j/84834233126 Telephonic: Dial 253-215-8782 Meeting ID: 848 3423 3126 Passcode: 349099 |

WEDNESDAY, JULY 9, 2025

| | | |
|---------|--|--|
| NOON | Transit Oriented Development (TOD) Task Force | 747 Market St., Municipal Bldg., Conf. Rm. 138 Join Zoom Meeting at: https://zoom.us/j/85831009869 Telephonic: Dial 253-215-8782 Meeting ID: 858 3100 9869 |
| 3:00 PM | Public Utility Board Study Session | 3628 S. 35th St., Public Utilities Bldg., Conf. Rm. LT1 Join Zoom Meeting at: https://zoom.us/j/81336402669 Telephonic: Dial 253-215-8782 Meeting ID: 813 3640 2669 |
| 4:30 PM | Board of Ethics – CANCELLED | |
| 4:30 PM | Infrastructure, Planning, and Sustainability Committee – CANCELLED | |
| 5:30 PM | Landmarks Preservation Commission | 747 Market St., Municipal Bldg., Conf. Rm. 243 Join Zoom Meeting at: https://zoom.us/j/89120046605 Telephonic: Dial 253-215-8782 Meeting ID: 891 2004 6605 |
| 6:00 PM | Human Services Commission | 747 Market St., Municipal Bldg., Conf. Rm. 138 Join Zoom Meeting at: https://zoom.us/j/83364476695 Telephonic: Dial 253-215-8782 Meeting ID: 833 6447 6695 Passcode: 002323 Contact Vicky McLaurin at hsc-ncs-comms@tacoma.gov |

6:30 PM Public Utility Board Meeting

3628 S. 35th St., Public Utilities Bldg., Auditorium
Join Zoom Meeting at: <https://zoom.us/j/84626080846>
Telephonic: Dial 253-215-8782
Meeting ID: 846 2608 0846

THURSDAY, JULY 10, 2025

| | | |
|---------|--|--|
| 7:30 AM | Tacoma Community Redevelopment Authority Board | 747 Market St., Municipal Bldg., Conf. Rm. 248 Join Zoom Meeting at: https://zoom.us/j/84447211773 Telephonic: Dial 253-215-8782 Meeting ID: 844 4721 1773 Passcode: 970091 |
| 9:00 AM | Hearing Examiner's Hearing* | 747 Market St., Municipal Bldg., Council Chambers Visit https://tacoma.gov/hearingexaminer |
| 1:00 PM | Tacoma Employees' Retirement System Board | 3628 S. 35th St., Public Utilities Bldg., ABN-LT1 Conf. Rm. Contact Adora Peters at 253-502-8612 |
| 4:30 PM | Community Vitality and Safety Committee | 747 Market St., Municipal Bldg., Conf. Rm. 248 Join Zoom Meeting at: https://zoom.us/j/85961604917 Telephonic: Dial 253-215-8782 Meeting ID: 859 6160 4917 Passcode: 614650 |
| 4:00 PM | Tacoma Area Commission on Disabilities | 747 Market St., Municipal Bldg., Conf. Rm. 243 Join Zoom Meeting at: https://zoom.us/j/6644868913 Telephonic: Dial 253-215-8782 Meeting ID: 664 486 8913 Passcode: Equity |
| 5:00 PM | Land Use Public Meeting*** | 747 Market St., Municipal Bldg., Council Chambers Contact Shirley Schultz at sschultz@tacoma.gov |

FRIDAY, JULY 11, 2025

| | | |
|---------|----------------------------------|---|
| 8:00 AM | Joint Municipal Action Committee | 747 Market St., Municipal Bldg., Conf. Rm. 248 Join Zoom Meeting at: https://zoom.us/j/84064886981 Telephonic: Dial 253-215-8782 Meeting ID: 840 6488 6981 |
|---------|----------------------------------|---|



Meeting sites are accessible to people with disabilities. People with disabilities requiring special accommodations should contact the appropriate department(s) 48 hours prior to the meeting time.

* Hearing Examiner's Hearings and Local Improvement District Meetings meet on an as-needed basis. Contact the Hearing Examiner's Office at 253-591-5195 to confirm whether a meeting will be held this week. Hearings may be held at various times throughout the day.

** Bid Opening will be held on an as-needed basis. Contact the Finance Procurement and Payables Office at 253-502-8468 or www.tacomapurchasing.org to confirm whether Bid Opening will be held.

*** Land Use Public Meetings meet on an as-needed basis. Contact Division Manager Shirley Schultz at 253-345-0879 to confirm whether a meeting will be held this week.

Tacoma Rail

D-4 Resolution U-11541 – Declare surplus and authorize the five-year lease, commencing September 1, 2025, for approximately 15.25 acres of Tacoma Rail land identified as 1738 Milwaukee Way to the Northwest Seaport Alliance licensee/agent of the Port of Tacoma for \$100,000 per month, plus eight percent for operating cost recovery and annual CPI adjustments for an intermodal facility [Dylan Harrison, Sr. Real Property Manager].

E. Adjournment

The Public Utility Board may enter a closed or executive session at any time during an open public meeting as provided by law.



The City of Tacoma does not discriminate on the basis of disability in any of its programs, Activities, or services. To request this information in an alternative format or to request a reasonable accommodation, please contact the TPU Director's Office at 253-502-8201. TTY or speech to speech users please dial 711 to connect to Washington Relay services.

| Date | Meeting | Subject | Department | Background |
|----------------|---|--|--|---|
| July 8, 2025 | Study Session (Hybrid Council Chambers / Dial-in 12:00 p.m.) | Tacoma Smelter Plume Annual Update | Tacoma Smelter Plume - Justin Zakoren, Yard Program Manager | Staff will provide their annual update to the Mayor and Council Members |
| | | Executive Session | | |
| | City Council Meeting (hybrid Council Chambers /dial-in 5:00 PM) | | | |
| July 15, 2025 | Study Session (Hybrid Council Chambers / Dial-in 12:00 p.m.) | Executive Session - Potential Litigation | | |
| | | | | |
| | Committee of the Whole | | | |
| | City Council Meeting (hybrid Council Chambers /dial-in 5:00 PM) | | | |
| July 22, 2025 | Study Session (Hybrid Council Chambers / Dial-in 12:00 p.m.) | Pierce Transit Long Range Plan Update | Pierce Transit Staff | Pierce Transit is finalizing its long-range plan, which outlines our agency's vision for local transit over the coming decades. The Plan presents fiscally sustainable service scenarios and includes projections based on multiple revenue levels. These scenarios aim to provide a realistic framework for how local transit service could evolve to meet the needs identified in your comprehensive plan. Pierce Transit are scheduled to present the final Plan to the Pierce Transit Board of Commissioners in July, with potential adoption in August. Before the Board takes action, we would like the opportunity to brief your Council, share highlights from the Pierce Transit Long Range Plan (LRP), and receive any input your elected officials may |
| | | | | |
| | City Council Meeting (hybrid Council Chambers /dial-in 5:00 PM) | | | |
| August 5, 2025 | Study Session (Hybrid Council Chambers / Dial-in 12:00 p.m.) | South Tacoma Ground Water Protection District (STGPD) Code Update Public Hearing Prep | Planning and Development - Maryam Moeinian, Stephen Atkinson, Dana Delon, Glen George, Erin Dilworth, Tacoma Pierce County Staff - Esther Beaumier | The purpose of this presentation is to prepare for the public hearing on the STGPD code update and share the Planning Commission's recommendations. |
| | | Tideflats Subarea Planning - Planning Commissions Findings of Fact and Recommendation | Planning and Development Services - Principal Planner Stephen Atkinson | This meeting is intended to be an introduction to the City Council on the Planning Commission's proposed amendments to the Tideflats Steering Committee Draft Subarea Plan, the Draft Planned Action Ordinance (RCW 43.21c.440), and proposed amendments to Tacoma Municipal Code (TMC) Chapter 13.06 Zoning and Title 19 Shoreline Master Program. |
| | Committee of the Whole | | | |
| | City Council Meeting (hybrid Council Chambers /dial-in 5:00 PM) | | | |

| Community Vitality and Safety Committee | | | |
|---|---|---|---|
| Committee Members (Chair) CM Rumbaugh, (Vice Chair) CM Walker, CM Sadalge, and CM Scott Alternate: CM Diaz Executive Liaison: Vicky McLaurin; Coordinator: Arsenio Roddy-Little | | 2nd and 4th Thursdays of the month 4:30pm Zoom and TMB 248 | CBC Assignments • Commission on Disabilities • Commission on Immigrant and Refugee Affairs • Community's Police Advisory Committee • Housing Authority • Human Rights Commission • Human Services Commission • Public Library Board • Tacoma Community Redevelopment Authority |
| Date | Topic | Presenter(s) | Description |
| July 10, 2025 | Street Medicine Informational Briefing | Chantel Harmon Reed - Tacoma Pierce County Health Department | The Tacoma Pierce County Health Department (TPCHD) Street Medicine Team (SMT) is a program that was created to expand healthcare access to individuals experiencing homelessness through mobile medical outreach. The program is progressing toward full launch, with foundational staffing, outreach, and infrastructure in place. |
| July 24, 2025 | Tentative Rental Housing Code (RHC) | Lynda Foster?, Felicia Medlen, Mendee Webber | Report out on partners we have met with regarding tenant, rental, fair housing, and new state code |
| August 14, 2025 | 1. Building Resilience Against Youth Violence and Exploitation funding recommendation 2.CBC Recommendation | 1. Vicky McLaurin, Acting Interim Director, Neighborhood and Community Services 2. | 1. Staff from NCS will provide an informational update on the BRAYVE funding process. 2. |
| August 28, 2025 | Tentative Landlord Fairness Initiative (LLFI) | Lynda Foster?, Felicia Medlen, Mendee Webber | |

| Committee Members (Chair) DM Daniels, (Vice Chair) CM Diaz, CM Bushnell, and CM Scott Alternate: CM Rumbaugh; Executive Liaison: Tanja Carter; Coordinator: Anna Le | | Economic Development Committee 2nd, 4th, and 5th Tuesdays of the month 10:00am Zoom and TMB 248 | CBC Assignments • City Events and Recognition Committee • Equity in Contracting Advisory Committee • Convention Center Public Facilities District • Tacoma Arts Commission • Tacoma Creates Advisory Board |
|--|---|--|---|
| Date | Topic | Presenter(s) | Description |
| July 22, 2025 | Tacoma Creates Advisory Board Interviews | Nicole Emery, City Clerk | The Committee will conduct interviews to fill three seats on the Advisory Board for terms to begin August 1, 2025. |
| July 29, 2025 | Tacoma Mall Subarea Art and Placemaking Plan | Rebecca Solverson, Arts and Cultural Vitality Division Manager, Community and Economic Development; Linda Wysong, Artist | Staff will present the Tacoma Mall Subarea Art and Placemaking Plan, developed by artists Horatio Law and Linda Wysong. The Art and Placemaking Plan is a recommendation of the Tacoma Mall Neighborhood Subarea Plan adopted by City Council in 2018, and will help guide public art and placemaking investments over the next 10 to 15 years. |
| August 12, 2025 | Equity in Contracting Advisory Committee Interviews | Nicole Emery, City Clerk | The Committee will conduct interviews to fill eight seats on the Advisory Committee with terms to begin September 1, 2025. |
| | Green Economic Development Strategy Update | Paul Bakker, Business and Economic Development Analyst, Community and Economic Development | Staff will provide an update on the Green Economic Development Strategy's second year of implementation, originally adopted by the Council on June 13, 2023. |
| August 26, 2025 | | | |

| Government Performance and Finance Committee | | | |
|--|---|--|---|
| Committee Members (Chair) CM Hines, (Vice Chair) CM Bushnell, DM Daniels, and CM Rumbaugh Alternate: CM Walker Executive Liaison: Andy Cherullo; Coordinator: D'Angelo Baker | | 1st and 3rd Tuesdays of the month 10:00am Zoom and TMB 248 | CBC Assignments • Audit Advisory Board • Board of Ethics • Civil Service Board • Public Utility Board |
| Date | Topic | Presenter(s) | Description |
| July 15, 2025 | Advanced Meter Project (AMI) Update | Corey Bedient, Technology Manager, Power UTS | Staff from TPU will provide an update on the Advanced Meter Project. |
| | State Auditor's Office 2023 Exit Conference- Accountability Audit | Susan Calderon, Assistant Director, Finance | |
| | State Auditor's Office 2024 Entrance Conference- Federal Audit | Susan Calderon, Assistant Director, Finance | |
| August 5, 2025 | Monthly Budget Update | Andy Cherullo, Finance Director | Staff from OMB will present on topics related to the current biennium budget, revenue collections and expenditures, and other issues related to budgeting. |
| | MFTE | | CM Bushnell requested. |
| August 19, 2025 | Massage Business Regulatory License | Danielle Larson, T&L Division Manager, Finance | Staff is proposing a new regulatory license for massage businesses to ensure they are employing licensed and certified persons to provide massage services and following state health and licensing requirements. The new license is intended to inhibit the ability of an individual or business to engage in the practice of providing unlicensed massage and support the legitimate provision of these services by licensed massage practitioners. |

| Infrastructure, Planning, and Sustainability Committee | | | |
|---|--|--|--|
| Committee Members (Chair) CM Walker, (Vice Chair) CM Diaz, CM Hines, and CM Sadalge Alternate: CM Bushnell Executive Liaison: Ramiro Chavez; Coordinator: Anna Le | | 2nd and 4th Wednesdays of the month 4:30pm Zoom and TMB 248 | CBC Assignments • Board of Building Appeals • Climate and Sustainability Commission • Landmarks Preservation Commission • Planning Commission • Transportation Commission • Urban Design Board |
| Date | Topic | Presenter(s) | Description |
| July 9, 2025 | Cancelled | -- | -- |
| July 23, 2025 | Board of Building Appeals Interviews | Nicole Emery, City Clerk | The Committee will conduct interviews to fill five seats on the Board for terms to begin August 1, 2025. |
| August 13, 2025 | Transportation Commission Interviews | Nicole Emery, City Clerk | |
| | Transformed Neighborhood Traffic Calming Program | Brennan Kidd, Assistant Division Manager; Qi Chen, Neighborhood Programs Engineer | The presentation will share information about the updated program, including its structure, goals, tools, and funding. |
| August 27, 2025 | [TBC] Transportation Impact Fees | | |