

Tacoma Violent Crime Reduction Project Period 2 Results

Dr. Michael R. Smith

Dr. Rob Tillyer

Dr. Brandon Tregle

Department of Criminology & Criminal Justice

May 16, 2023



1

Project Background

Drawing from a substantial body of research on the positive impact that hot spots policing can have on reducing violence, this plan includes three components:

1. A near term strategy meant to substantially increase police visibility at addresses where violent crime is concentrated and prioritizing street-level deterrence in these areas.
2. A mid term strategy focused on violent places within the city using a Problem-Oriented, Place-Based Policing approach.
3. A longer term strategy that will utilize a Focused Deterrence strategy to help break the cycle of violence among the small number of repeat and high-risk offenders who are responsible for committing most of the violent crime in Tacoma.

2

Hot Spots Policing Strategy

Beginning in early July 2022, TPD began executing its near-term, hot spots policing strategy:

- Focus is on violence-prone addresses by increasing police visibility at or near those locations (associated hundred blocks) to deter violent offenders.
- Officers are dispatched to recommended hot spots during peak crime hours
 - Officers are instructed to be within sight of the hot spot address for least 15 minutes with all vehicle lights illuminated
- **Goal:** Drive down violent crime in and around these areas thereby impacting crime levels within larger geographical areas (e.g., patrol sectors)

3

Mid-Year Analysis Plan

July 2022 through February 2023

1. Treatment fidelity: Alignment between expected and actual treatment at hot spots
2. Monthly violent crime comparison to same period last year and to previous 12-months
 - City-wide
 - Treated hot spots
 - Catchment areas
 - Crime type
 - Patrol sector

4

UTSA The University of Texas at San Antonio™

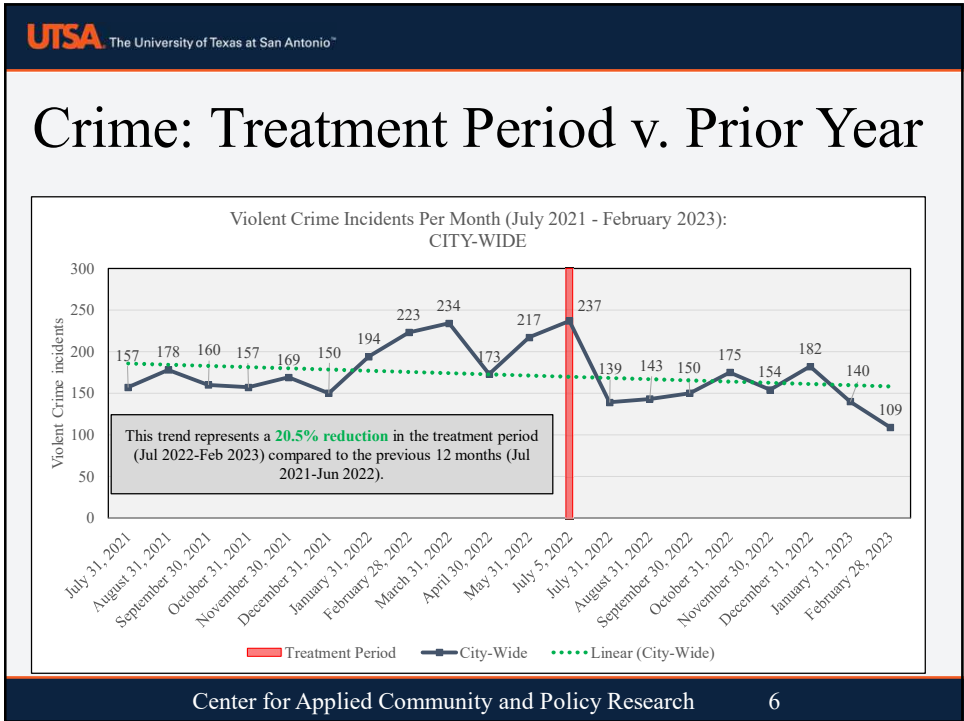
Fidelity Results

	% Fidelity	Total Dispatches	Expected Treatment	Correct Dispatches	% Incorrect Dispatches	Average Time On Scene
P1 Fidelity	91.8%	8,270	7,650	7,886	11.2%	18:34
P2 Fidelity*	96.9%	3,951	3,894	3,878	1.8%	18:39
P3 Fidelity	97.0%	8,008	8,085	7,839	2.1%	18:11

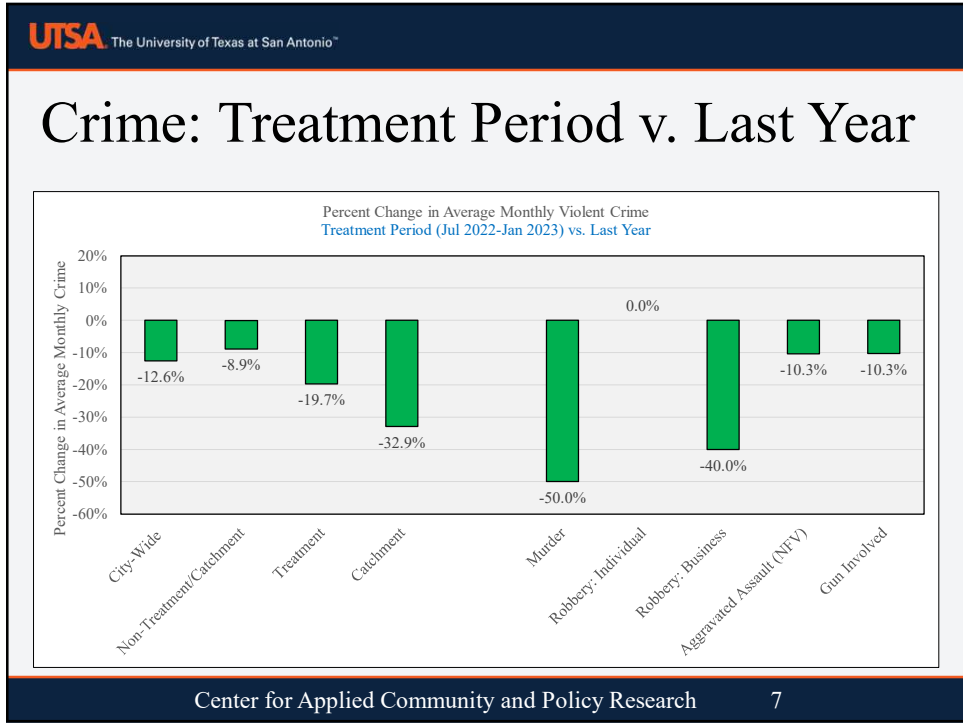
*Period 2 was only 60 days long and had fewer treatment hours than Periods 1&3, which were 90 days long

Center for Applied Community and Policy Research 5

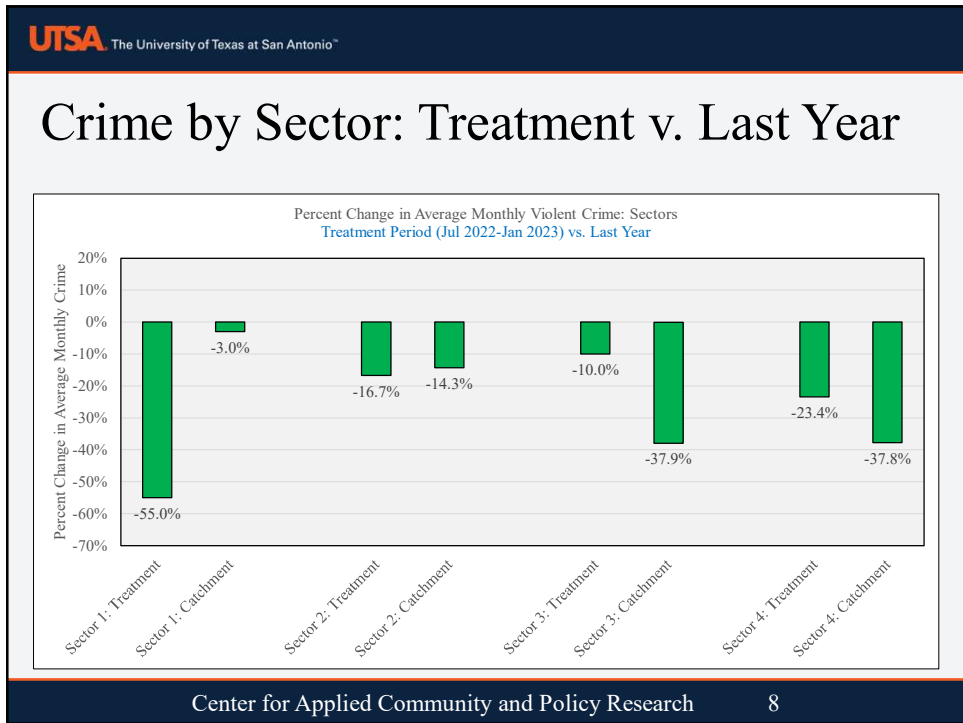
5



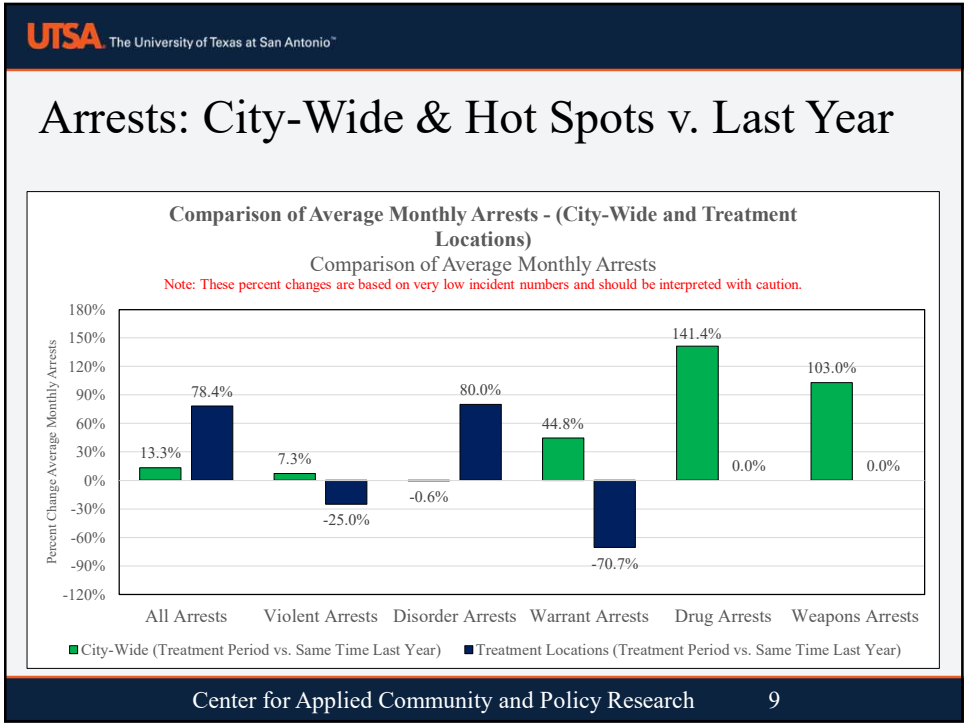
6



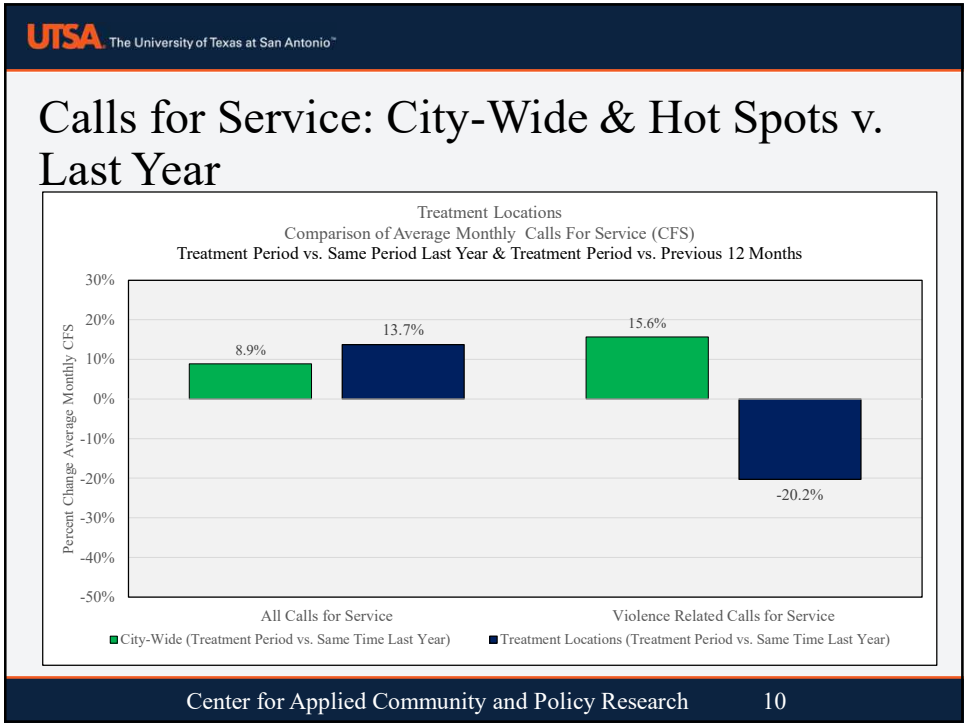
7



8



9



10

Mid-Year Summary

- A **21% reduction** in violent crime incidents at the **city-wide** level during the treatment period compared to the previous 12 months.
- **Reductions in average monthly crime rates** city-wide, in treatment locations and catchment areas, by treatment type, and by violent crime type when **compared to the same time last year**.
- **Reductions in average monthly violent crime incidents** across all catchment and treatment areas **by sector** when compared to the same time last year.
- **Varied impacts on arrests** (some increases and some decreases) depending upon arrest type – total arrests, violent crime, disorder, drugs, weapons, and warrant arrests - **compared to the same time last year**.
- A **decrease in violence-related calls for service in treatment locations** compared to the same time last year.
- **Fidelity to the treatment remained above 90% in all three Periods**, and TPD reduced excessive officer treatment after Period 1.

11

Next Steps – Mid-Term Strategy

- Problem-Oriented, Place-Based Policing (POPBP)
 - POPBP strategies are **carefully tailored to address underlying conditions that contribute to recurring problems** in crime-prone locations and can be **more effective at reducing crime than** merely increasing or intensifying **traditional police activities**.
- Initial location: **8820 Hosmer Street**
 - Based on 3-year analysis of violent crime, arrests, and calls for service
- Tacoma department heads trained on POPBP in February 2023
- POPBP Working Group trained in March 2023
 - Working group has been meeting to define problems in and around 8820 Hosmer

12

Mid-Term Strategy Timeline

- **April – May 2023**
 - Problems identified
 - Solutions generated
- **May – June 2023**
 - Site-specific operations plan developed
 - **Plan presented to Advisory Board**
 - Feedback; adjustments; **approval**
 - Initial plan implementation begins
- **September 2023 & Jan 2024**
 - Evaluation results for review

13

UTSA Evaluation

- **Hot spot policing evaluation and reporting continues**
- **POPBP**
 - Advise on the development of a site-specific operations plan; process and impact metrics for each problem/solution
 - **Conduct process & impact evaluation** of the POPBP
 - **Follow key outcome metrics over time** (e.g., 24-36 months) to track long-term impacts
 - **Provide semi-annual reports** after POPBP implementation and suggest adjustments as needed

14

Questions?

Contact Info:

Dr. Michael R. Smith

m.r.smith@utsa.edu

