



WEEKLY REPORT TO THE CITY COUNCIL

August 14, 2025

Members of the City Council
City of Tacoma, Washington

Dear Mayor and Council Members:

ITEMS OF INTEREST

1. Tacoma Interim Police Chief Jackson provides the attached **Weekly Crime Report**.
2. Please see the attached City of Tacoma **Weekly Meeting Schedule**.
3. City Manager's Office Constituent Relations Analyst Karyssa Mathison provides the attached **Constituent Intake Report**.
4. Summer Late Nights: **Summer Late Nights began on Monday, June 23, 2025, at 10 locations across Tacoma. Programming will run through Friday, August 29, 2025.** The ten-week drop-in program offers safe spaces for middle and high school students to hang out and receive dinner every weeknight. Local providers are contracted by the Tacoma Parks Foundation to offer a variety of engaging activities each week including open gym, art, and music activities. Over 1,500 young people from Tacoma are expected to participate with over 15,000 drop-in visits anticipated. For more information and locations, please visit: <https://www.parkstacoma.gov/summer-late-nights/>.
5. **City-funded Temporary and Emergency Shelter Performance**: The City posts weekly information about its Temporary and Emergency Shelter locations including current census, number of available beds, and exits to housing. This information can be found at: <https://cms.tacoma.gov/ncs/weeklydataupdate.pdf> and is updated weekly.
 - Pierce County Human Services also uses the Homeless Management Information System to report daily availability throughout Pierce County. This information can be found at: <https://www.piercecountywa.gov/8220/Homeless-Emergency-Shelter-Availability> and shows the available beds open at shelters and is updated Monday-Friday by 10:00 a.m.
6. **Encampment Outreach**: For the week of **August 4 - 8, 2025**, the HEAL team visited **13 locations**. This resulted in **20 (9 new, and 11 repeat)** individuals contacted and referred to community services; **2 individuals** were placed in shelter. This information can be found at: [HEAL Team Engagement Dashboard | Tacoma Open Data](#).

7. Amy Clancy, Director of Media and Communications shares the “**Good News**” below. You can find this good news and more on the City of Tacoma’s social platforms.
- **Photo of the Week:** Each Friday, the City features a photo of the week on the City of Tacoma’s Instagram account! If you are a photographer that captured something special in Tacoma, we invite you to submit up to three photos for consideration to be featured. We’re looking for timely photos that show something that is relevant for the week, and we always credit photographers. [Social Media | City of Tacoma](#).
 - **Streets Initiative Dollars at Work:** The City wrapped up chip seal maintenance on Browns Point Boulevard, making it smoother and safer to travel in the area! Your dollars did this: crack sealing, pothole repairs, fresh chip seal surface - a preventive treatment that costs ten times less than an asphalt overlay and extends the life of the pavement for up to 10 years. This project is part of the City’s ongoing commitment to reinvest in Tacoma’s streets and maintain the infrastructure that keeps our city moving. See more information about Tacoma Streets Initiative, including completed, active, and planned projects in your neighborhood at: tacomastreetinitiative.org.
 - **National Night Out Recap:** Neighbors across Tacoma celebrated community and each other at National Night Out! [Tacoma Police Department](#), [Tacoma Fire Department](#), and representatives from various City departments and City Council had a blast attending to connect with community and promote camaraderie. Thank you to [Safe Streets Campaign](#) for organizing this event.
 - **Beyond the Bin** is back! Do you have gently used furniture items you don’t need anymore? Bring them to the Tacoma Recovery and Transfer Center on August 23, 2025, between 10:00 a.m. and 2:00 p.m. (or until the truck is full). [NW Furniture Bank](#) will be on site to accept your donations. More info at tacoma.gov/beyondthebin.
 - The City’s **Equity in Contracting** team works hard to connect business owners with the resources they need to thrive. Join our workshops in August and learn how to get certified with the Washington State Office of Minority and Women’s Business Enterprises (OMWBE), which can help expand access to state and local contracting opportunities. Sign up and see more opportunities at makeittacoma.com/events.

STUDY SESSION / WORK SESSION

8. **The City Council Study Session of Tuesday, August 19, 2025, will be conducted as a hybrid meeting.** This meeting can be attended in-person at the Tacoma Municipal Building, Council Chambers, located at 747 Market Street on the 1st floor or be heard by dialing (253) 215 – 8782 or through Zoom at: www.zoom.us/j/89496171192 and entering the meeting ID 894 9617 1192; passcode 89659 when prompted. This meeting will be broadcast on TV Tacoma.

City Council Study Session discussion items will include; (1) **South Tacoma Groundwater Protection District Code Update Public Hearing Debrief**; (2) **Other Items of Interest: Council Action Memorandum: 2025 Revised Cancelled City Council Meetings**; (3) **Committee Reports**; (4) **Agenda Review and City Manager's Weekly Report**; (5) **Executive Session – Potential Litigation**.

On our first agenda item, staff will **debrief the City Council on the public feedback received during the South Tacoma Groundwater Protection District (STGPD) code update public hearing** held during the August 12, 2025, City Council Meeting. This session will provide the City Council with a summary of comments and questions from the public to inform next steps in the code update process.

Under other items of interest, the following item will be discussed:

- **Council Action Memorandum – 2025 Revised Cancelled City Council Meetings.** [Mayor Woodards]

9. The updated **Tentative City Council Forecast and Consolidated Standing Committee Calendars** are attached for your information.

MARK YOUR CALENDARS

10. You are invited to the below events.

- **The Tacoma Police Department, in partnership with the Bikes for Kids team of volunteers at Marine View Presbyterian Church are working together again this year to collect bicycles for children.** The bicycles will be given away to children at the Tacoma Police Department's Kids Health and Safety Fair on Saturday, August 23, 2025, 10:00 a.m. - 1:00 p.m., at the Eastside Community Center, located at 1721 East 56th Street. Bikes for Kids is a nonprofit, community service organization in Tacoma, Washington that distributes bicycles throughout the Puget Sound area and internationally as well. Now operating for over 20 years, Bikes for Kids continues to grow and has distributed over 15,000 bicycles. **The Bikes for Kids team collects, refurbishes, and distributes used bicycles to children and adults waiting for a bike. For more information, please contact Bervin Smith at: bsmith7@tacoma.gov or (253) 290 – 9238.**
- **Hilltop Street Fair 10th Anniversary! August 23, 2025, 11:00 a.m. – 7:00 p.m., 11th Street & MLK and People's Park.** This community event highlights all this neighborhood business district has to offer and includes food, entertainment, activities for kids, and more. For more information please visit: [Hilltop Business Association](https://hilltopbusinessassociation.org).

Sincerely,



Hyun Kim
Interim City Manager



Citywide Weekly Briefing for 04 August 2025 to 10 August 2025

The data is not National Incident Based Reporting System (NIBRS) compliant. Do not compare the results with any report using that standard. The data is dynamic and is subject to change and/or revision. The number of distinct offenses listed on a report are counted. This does not represent reports or individuals. All data is compared to last year for the same number of days or date range. Small numbers may cause large percent increases and decreases. Beginning 1 October 2022, there was a change in how TPD reports certain Aggravated Assaults and Destruction offenses.

Offense Breakdown	7 Days		28 Days		Year to Date		7 Days	28 Days	YTD
	04-Aug-2024	04-Aug-2025	14-Jul-2024	14-Jul-2025	01-Jan-2024	01-Jan-2025			
	10-Aug-2024	10-Aug-2025	10-Aug-2024	10-Aug-2025	10-Aug-2024	10-Aug-2025			
Persons	97	80	383	343	2649	2542	17.5% ▼	10.4% ▼	4.0% ▼
Assault	89	73	343	313	2402	2302	18.0% ▼	8.7% ▼	4.2% ▼
Homicide (doesn't include Negligent/Justifiable)	0	1	3	2	14	14	NC	33.3% ▼	0.0%
Kidnapping/Abduction	2	2	10	7	60	44	0.0%	30.0% ▼	26.7% ▼
Sex Offenses, Forcible	6	4	27	21	171	182	33.3% ▼	22.2% ▼	6.4% ▲
Property	345	209	1404	1097	12280	8656	39.4% ▼	21.9% ▼	29.5% ▼
Arson	4	1	23	6	79	64	75.0% ▼	73.9% ▼	19.0% ▼
Burglary/Breaking and Entering	31	22	127	109	932	753	29.0% ▼	14.2% ▼	19.2% ▼
Counterfeiting/Forgery	0	0	3	1	44	24	0.0%	66.7% ▼	45.5% ▼
Destruction/Damage/Vandalism of Property	94	52	347	333	3342	2390	44.7% ▼	4.0% ▼	28.5% ▼
Fraud	14	13	51	37	376	321	7.1% ▼	27.5% ▼	14.6% ▼
Larceny/Theft	142	61	572	406	5012	3671	57.0% ▼	29.0% ▼	26.8% ▼
Motor Vehicle Theft	39	52	203	169	1990	1087	33.3% ▲	16.7% ▼	45.4% ▼
Robbery	13	7	41	20	263	184	46.2% ▼	51.2% ▼	30.0% ▼
Stolen Property	7	1	32	11	205	114	85.7% ▼	65.6% ▼	44.4% ▼
Society	11	11	51	85	391	614	0.0%	66.7% ▲	57.0% ▲
Drug/Narcotic	4	5	23	59	223	406	25.0% ▲	156.5% ▲	82.1% ▲
Pornography/Obscene Material	1	0	1	1	10	17	100.0% ▼	0.0%	70.0% ▲
Prostitution	0	0	0	0	2	8	0.0%	0.0%	300.0% ▲
Weapon Law Violations	6	6	27	25	156	183	0.0%	7.4% ▼	17.3% ▲
Citywide Totals	453	300	1838	1525	15320	11812	33.8% ▼	17.0% ▼	22.9% ▼

NC = Noncalculable

Last 7 Days

Notes:

- There was 1 Homicide offense during the last 7 days.
- 58.9% (43/73) of the Assaults were coded Simple Assault.
- There were 39 DV-related offenses.
- 71.8% (28/39) of the DV-related offenses were Persons.
- 37.0% (27/73) of the Assaults were DV-related.
- DV-related Offenses: 66 ≥ 39
- There were 2 Gang-Related offense(s) during the last 7 days.
- Theft from Motor Vehicle: 58 ≥ 23

Top 5 Locations - Compared to last year

- 6500 S Sheridan Ave: 1 ↗ 6
- 707 S 56th St: 1 ↗ 4
- 1801 S 15th St: 1 ↗ 4
- 1536 S Geiger St: 0 ↗ 3
- 1813 S 36th St: 0 ↗ 3
- 5433 S K St: 0 ↗ 3
- 2602 Westridge Ave W: 1 ↗ 3
- There were 2 additional locations with 3.

Top 5 Offense Locations - Compared to last year

- Street/Right Of Way: 71 ↗ 85
- Parking Lot: 70 ≥ 45
- Single Family Residence: 71 ≥ 40
- Apartment: 70 ≥ 30
- Other Business: 12 ≥ 11



Sector 1 Weekly Briefing for 04 August 2025 to 10 August 2025

The data is not National Incident Based Reporting System (NIBRS) compliant. Do not compare the results with any report using that standard. The data is dynamic and is subject to change and/or revision. The number of distinct offenses listed on a report are counted. This does not represent reports or individuals. All data is compared to last year for the same number of days or date range. Small numbers may cause large percent increases and decreases. Beginning 1 October 2022, there was a change in how TPD reports certain Aggravated Assaults and Destruction offenses.

Offense Breakdown	7 Days		28 Days		Year to Date		7 Days	28 Days	YTD
	04-Aug-2024	04-Aug-2025	14-Jul-2024	14-Jul-2025	01-Jan-2024	01-Jan-2025			
	10-Aug-2024	10-Aug-2025	10-Aug-2024	10-Aug-2025	10-Aug-2024	10-Aug-2025			
Persons	29	15	104	83	674	635	48.3%▼	20.2%▼	5.8%▼
Assault	27	13	96	71	602	558	51.9%▼	26.0%▼	7.3%▼
Homicide (doesn't include Negligent/Justifiable)	0	0	0	0	4	4	0.0%	0.0%	0.0%
Kidnapping/Abduction	2	0	3	2	21	11	100.0%▼	33.3%▼	47.6%▼
Sex Offenses, Forcible	0	2	5	10	47	62	NC	100.0%▲	31.9%▲
Property	85	61	380	338	3344	2608	28.2%▼	11.1%▼	22.0%▼
Arson	2	0	13	1	40	20	100.0%▼	92.3%▼	50.0%▼
Burglary/Breaking and Entering	11	8	32	36	265	223	27.3%▼	12.5%▲	15.8%▼
Counterfeiting/Forgery	0	0	1	0	3	1	0.0%	100.0%▼	66.7%▼
Destruction/Damage/Vandalism of Property	26	16	118	115	1149	865	38.5%▼	2.5%▼	24.7%▼
Fraud	0	2	4	8	54	78	NC	100.0%▲	44.4%▲
Larceny/Theft	35	17	136	128	1252	989	51.4%▼	5.9%▼	21.0%▼
Motor Vehicle Theft	5	15	56	38	480	333	200.0%▲	32.1%▼	30.6%▼
Robbery	5	3	14	11	61	53	40.0%▼	21.4%▼	13.1%▼
Stolen Property	1	0	6	1	33	34	100.0%▼	83.3%▼	3.0%▲
Society	2	4	8	26	92	141	100.0%▲	225.0%▲	53.3%▲
Drug/Narcotic	0	3	1	20	53	90	NC	1900.0%▲	69.8%▲
Pornography/Obscene Material	0	0	0	1	3	3	0.0%	NC	0.0%
Prostitution	0	0	0	0	1	4	0.0%	0.0%	300.0%▲
Weapon Law Violations	2	1	7	5	35	44	50.0%▼	28.6%▼	25.7%▲
Sector Totals	116	80	492	447	4110	3384	31.0%▼	9.1%▼	17.7%▼

NC = Noncalculable

Last 7 Days

Notes:

- There were no Homicide offense(s) during the last 7 days.
- 53.8% (7/13) of the Assaults were coded Simple Assault.
- There were 8 DV-related offenses.
- 62.5% (5/8) of the DV-related offenses were Persons.
- 38.5% (5/13) of the Assaults were DV-related.
- DV-related Offenses: 21 ↘ 8
- There were no Gang-Related offense(s) during the last 7 days.
- Theft from Motor Vehicle: 19 ↘ 8

Top 5 Locations - Compared to last year

- 1801 S 15th St: 1 ↗ 4
- 700 Market St: 0 ↗ 3
- 1320 Broadway: 3 ↘ 2
- 2501 Commerce St: 0 ↗ 2
- S 9th St & Pacific Ave: 0 ↗ 2
- 1112 S M St: 1 ↗ 2
- 409 S 23rd St: 1 ↗ 2
- There were 9 additional locations with 2.

Top 5 Offense Locations - Compared to last year

- Street/Right Of Way: 15 ↗ 30
- Parking Lot: 18 ↘ 15
- Apartment: 31 ↘ 8
- Single Family Residence: 7 ↘ 5
- Warehouse: 0 ↗ 2
- Sidewalk: 5 ↘ 2
- Garage (Non-Residential): 3 ↘ 2
- There were 3 additional locations with 2.



Sector 2 Weekly Briefing for 04 August 2025 to 10 August 2025

The data is not National Incident Based Reporting System (NIBRS) compliant. Do not compare the results with any report using that standard. The data is dynamic and is subject to change and/or revision. The number of distinct offenses listed on a report are counted. This does not represent reports or individuals. All data is compared to last year for the same number of days or date range. Small numbers may cause large percent increases and decreases. Beginning 1 October 2022, there was a change in how TPD reports certain Aggravated Assaults and Destruction offenses.

Offense Breakdown	7 Days		28 Days		Year to Date		7 Days	28 Days	YTD
	04-Aug-2024	04-Aug-2025	14-Jul-2024	14-Jul-2025	01-Jan-2024	01-Jan-2025			
	10-Aug-2024	10-Aug-2025	10-Aug-2024	10-Aug-2025	10-Aug-2024	10-Aug-2025			
Persons	15	23	93	86	664	600	53.3%▲	7.5%▼	9.6%▼
Assault	12	21	79	81	589	541	75.0%▲	2.5%▲	8.1%▼
Homicide (doesn't include Negligent/Justifiable)	0	1	1	1	2	3	NC	0.0%	50.0%▲
Kidnapping/Abduction	0	0	2	0	18	8	0.0%	100.0%▼	55.6%▼
Sex Offenses, Forcible	3	1	11	4	54	48	66.7%▼	63.6%▼	11.1%▼
Property	124	52	403	329	3323	2134	58.1%▼	18.4%▼	35.8%▼
Arson	0	1	4	1	11	10	NC	75.0%▼	9.1%▼
Burglary/Breaking and Entering	6	1	27	19	217	169	83.3%▼	29.6%▼	22.1%▼
Counterfeiting/Forgery	0	0	1	0	16	5	0.0%	100.0%▼	68.8%▼
Destruction/Damage/Vandalism of Property	36	4	103	100	900	600	88.9%▼	2.9%▼	33.3%▼
Fraud	6	7	18	13	129	82	16.7%▲	27.8%▼	36.4%▼
Larceny/Theft	55	19	171	127	1438	920	65.5%▼	25.7%▼	36.0%▼
Motor Vehicle Theft	16	19	66	63	528	287	18.8%▲	4.5%▼	45.6%▼
Robbery	4	1	11	3	52	39	75.0%▼	72.7%▼	25.0%▼
Stolen Property	1	0	1	2	23	10	100.0%▼	100.0%▲	56.5%▼
Society	4	1	9	3	56	45	75.0%▼	66.7%▼	19.6%▼
Drug/Narcotic	3	0	5	1	33	16	100.0%▼	80.0%▼	51.5%▼
Pornography/Obscene Material	0	0	0	0	1	2	0.0%	0.0%	100.0%▲
Prostitution	0	0	0	0	0	0	0.0%	0.0%	0.0%
Weapon Law Violations	1	1	4	2	22	27	0.0%	50.0%▼	22.7%▲
Sector Totals	143	76	505	418	4043	2779	46.9%▼	17.2%▼	31.3%▼

NC = Noncalculable

Last 7 Days

Notes:

- There was 1 Homicide offense during the last 7 days.
- 71.4% (15/21) of the Assaults were coded Simple Assault.
- There were 7 DV-related offenses.
- 100.0% (7/7) of the DV-related offenses were Persons.
- 33.3% (7/21) of the Assaults were DV-related.
- DV-related Offenses: 10 ≥ 7
- There were 2 Gang-Related offense(s) during the last 7 days.
- Theft from Motor Vehicle: 25 ≥ 6

Top 5 Locations - Compared to last year

- 1536 S Geiger St: 0 ↗ 3
- 2602 Westridge Ave W: 1 ↗ 3
- 6615 S 19th St: 0 ↗ 2
- N Orchard St & N 29th St: 0 ↗ 2
- 1901 S Union Ave: 1 ↗ 2
- 1521 S Trafton St: 0 ↗ 2
- 644 N Trafton St: 0 ↗ 2
- There were 3 additional locations with 2.

Top 5 Offense Locations - Compared to last year

- Street/Right Of Way: 27 ≥ 20
- Parking Lot: 19 ≥ 15
- Single Family Residence: 21 ≥ 10
- Apartment: 21 ≥ 6
- Cyberspace: 0 ↗ 3
- Other Business: 3 ↔ 3



Sector 3 Weekly Briefing for 04 August 2025 to 10 August 2025

The data is not National Incident Based Reporting System (NIBRS) compliant. Do not compare the results with any report using that standard. The data is dynamic and is subject to change and/or revision. The number of distinct offenses listed on a report are counted. This does not represent reports or individuals. All data is compared to last year for the same number of days or date range. Small numbers may cause large percent increases and decreases. Beginning 1 October 2022, there was a change in how TPD reports certain Aggravated Assaults and Destruction offenses.

Offense Breakdown	7 Days		28 Days		Year to Date		7 Days	28 Days	YTD
	04-Aug-2024	04-Aug-2025	14-Jul-2024	14-Jul-2025	01-Jan-2024	01-Jan-2025			
	10-Aug-2024	10-Aug-2025	10-Aug-2024	10-Aug-2025	10-Aug-2024	10-Aug-2025			
Persons	16	22	82	91	600	604	37.5%▲	11.0%▲	0.7%▲
Assault	14	20	75	83	559	553	42.9%▲	10.7%▲	1.1%▼
Homicide (doesn't include Negligent/Justifiable)	0	0	0	0	1	0	0.0%	0.0%	100.0%▼
Kidnapping/Abduction	0	1	1	3	9	11	NC	200.0%▲	22.2%▲
Sex Offenses, Forcible	2	1	6	5	30	40	50.0%▼	16.7%▼	33.3%▲
Property	74	44	337	206	3022	2014	40.5%▼	38.9%▼	33.4%▼
Arson	0	0	4	2	15	12	0.0%	50.0%▼	20.0%▼
Burglary/Breaking and Entering	9	7	35	19	236	156	22.2%▼	45.7%▼	33.9%▼
Counterfeiting/Forgery	0	0	1	1	13	10	0.0%	0.0%	23.1%▼
Destruction/Damage/Vandalism of Property	15	17	65	62	686	493	13.3%▲	4.6%▼	28.1%▼
Fraud	3	1	12	11	102	79	66.7%▼	8.3%▼	22.5%▼
Larceny/Theft	34	12	164	82	1339	994	64.7%▼	50.0%▼	25.8%▼
Motor Vehicle Theft	9	6	34	23	484	204	33.3%▼	32.4%▼	57.9%▼
Robbery	3	0	8	1	68	34	100.0%▼	87.5%▼	50.0%▼
Stolen Property	1	1	11	3	68	20	0.0%	72.7%▼	70.6%▼
Society	3	2	23	19	117	149	33.3%▼	17.4%▼	27.4%▲
Drug/Narcotic	0	1	13	12	70	98	NC	7.7%▼	40.0%▲
Pornography/Obscene Material	1	0	1	0	3	12	100.0%▼	100.0%▼	300.0%▲
Prostitution	0	0	0	0	0	1	0.0%	0.0%	NC
Weapon Law Violations	2	1	9	7	44	38	50.0%▼	22.2%▼	13.6%▼
Sector Totals	93	68	442	316	3739	2767	26.9%▼	28.5%▼	26.0%▼

NC = Noncalculable

Last 7 Days

Notes:

- There were no Homicide offense(s) during the last 7 days.
- 65.0% (13/20) of the Assaults were coded Simple Assault.
- There were 14 DV-related offenses.
- 64.3% (9/14) of the DV-related offenses were Persons.
- 45.0% (9/20) of the Assaults were DV-related.
- DV-related Offenses: 8 ↗ 14
- There were no Gang-Related offense(s) during the last 7 days.
- Theft from Motor Vehicle: 10 ↘ 4

Top 5 Locations - Compared to last year

- 6500 S Sheridan Ave: 1 ↗ 6
- 1801 S 84th St: 0 ↗ 3
- 1813 S 36th St: 0 ↗ 3
- 6441 S Puget Sound Ave: 0 ↗ 2
- 2501 South Tacoma Way: 0 ↗ 2
- 3511 S Orchard St: 0 ↗ 2
- 3512 S 56th St: 1 ↗ 2
- There were 9 additional locations with 2.

Top 5 Offense Locations - Compared to last year

- Single Family Residence: 10 ↗ 11
- Apartment: 7 ↗ 10
- Street/Right Of Way: 8 ↗ 9
- Parking Lot: 22 ↘ 8
- Driveway: 0 ↗ 5



Sector 4 Weekly Briefing for 04 August 2025 to 10 August 2025

The data is not National Incident Based Reporting System (NIBRS) compliant. Do not compare the results with any report using that standard. The data is dynamic and is subject to change and/or revision. The number of distinct offenses listed on a report are counted. This does not represent reports or individuals. All data is compared to last year for the same number of days or date range. Small numbers may cause large percent increases and decreases. Beginning 1 October 2022, there was a change in how TPD reports certain Aggravated Assaults and Destruction offenses.

Offense Breakdown	7 Days		28 Days		Year to Date		7 Days	28 Days	YTD
	04-Aug-2024	04-Aug-2025	14-Jul-2024	14-Jul-2025	01-Jan-2024	01-Jan-2025			
	10-Aug-2024	10-Aug-2025	10-Aug-2024	10-Aug-2025	10-Aug-2024	10-Aug-2025			
Persons	37	20	104	83	709	703	45.9%▼	20.2%▼	0.8%▼
Assault	36	19	93	78	650	650	47.2%▼	16.1%▼	0.0%
Homicide (doesn't include Negligent/Justifiable)	0	0	2	1	7	7	0.0%	50.0%▼	0.0%
Kidnapping/Abduction	0	1	4	2	12	14	NC	50.0%▼	16.7%▲
Sex Offenses, Forcible	1	0	5	2	40	32	100.0%▼	60.0%▼	20.0%▼
Property	62	52	284	224	2590	1900	16.1%▼	21.1%▼	26.6%▼
Arson	2	0	2	2	13	22	100.0%▼	0.0%	69.2%▲
Burglary/Breaking and Entering	5	6	33	35	214	205	20.0%▲	6.1%▲	4.2%▼
Counterfeiting/Forgery	0	0	0	0	12	8	0.0%	0.0%	33.3%▼
Destruction/Damage/Vandalism of Property	17	15	61	56	607	432	11.8%▼	8.2%▼	28.8%▼
Fraud	5	3	17	5	91	82	40.0%▼	70.6%▼	9.9%▼
Larceny/Theft	18	13	101	69	982	768	27.8%▼	31.7%▼	21.8%▼
Motor Vehicle Theft	9	12	47	45	498	263	33.3%▲	4.3%▼	47.2%▼
Robbery	1	3	8	5	82	58	200.0%▲	37.5%▼	29.3%▼
Stolen Property	4	0	14	5	81	50	100.0%▼	64.3%▼	38.3%▼
Society	2	4	11	37	126	279	100.0%▲	236.4%▲	121.4%▲
Drug/Narcotic	1	1	4	26	67	202	0.0%	550.0%▲	201.5%▲
Pornography/Obscene Material	0	0	0	0	3	0	0.0%	0.0%	100.0%▼
Prostitution	0	0	0	0	1	3	0.0%	0.0%	200.0%▲
Weapon Law Violations	1	3	7	11	55	74	200.0%▲	57.1%▲	34.5%▲
Sector Totals	101	76	399	344	3425	2882	24.8%▼	13.8%▼	15.9%▼

NC = Noncalculable

Last 7 Days

Notes:

- There were no Homicide offense(s) during the last 7 days.
- 42.1% (8/19) of the Assaults were coded Simple Assault.
- There were 10 DV-related offenses.
- 70.0% (7/10) of the DV-related offenses were Persons.
- 31.6% (6/19) of the Assaults were DV-related.
- DV-related Offenses: 27 ↘ 10
- There were no Gang-Related offense(s) during the last 7 days.
- Theft from Motor Vehicle: 4 ↗ 5

Top 5 Locations - Compared to last year

- 707 S 56th St: 1 ↗ 4
- 5433 S K St: 0 ↗ 3
- 1621 E 68th St: 0 ↗ 2
- 6532 Pacific Ave: 0 ↗ 2
- 4043 S Park Ave: 0 ↗ 2
- 4321 Mckinley Ave: 1 ↗ 2
- 1702 E 42nd St: 0 ↗ 2
- There were 5 additional locations with 2.

Top 5 Offense Locations - Compared to last year

- Street/Right Of Way: 21 ↗ 26
- Single Family Residence: 33 ↘ 14
- Parking Lot: 11 ↘ 7
- Apartment: 11 ↘ 6
- Grocery Store: 3 ↗ 4



MEETINGS FOR THE WEEK OF AUGUST 18, 2025 THROUGH AUGUST 22, 2025

TIME	MEETING	LOCATION
MONDAY, AUGUST 18, 2025		
NO MEETINGS SCHEDULED		
TUESDAY, AUGUST 19, 2025		
9:00 AM	Hearing Examiner's Hearing*	747 Market St., Municipal Bldg., Council Chambers Visit https://tacoma.gov/hearingexaminer
10:00 AM	Government Performance and Finance Committee	747 Market St., Municipal Bldg., Conf. Rm. 248 Join Zoom Meeting at https://zoom.us/j/84416690206 Telephonic: Dial 253-215-8782 Meeting ID: 844 1669 0206 Passcode: 614650
11:15 AM	Bid Opening**	3628 S. 35th St., Public Utilities Bldg., ABN-M1 Join Zoom Meeting at: https://zoom.us/j/88402680573 Telephonic: Dial 253-215-8782 Meeting ID: 884 0268 0573 Passcode: 070737 Visit www.tacomapurchasing.org
NOON	City Council Study Session	747 Market St., Municipal Bldg., Council Chambers Join Zoom Meeting at: https://zoom.us/j/89496171192 Telephonic: Dial 253-215-8782 Meeting ID: 894 9617 1192 Passcode: 896569
5:00 PM	City Council Meeting	747 Market St., Municipal Bldg., Council Chambers Join Zoom Meeting at: https://zoom.us/j/84834233126 Telephonic: Dial 253-215-8782 Meeting ID: 848 3423 3126 Passcode: 349099
WEDNESDAY, AUGUST 20, 2025		
7:30 AM	Equity in Contracting Advisory Committee	747 Market St., Municipal Bldg., Conf. Rm. 243 Join Zoom Meeting at: https://zoom.us/j/93921755135 Telephonic: Dial 253-215-8782 Meeting ID: 939 2175 5135 Passcode: 959442
9:00 AM	Unfit Building Hearings****	747 Market St., Municipal Bldg., Council Chambers Contact Code Compliance at 253-591-5049
2:00 PM	Tacoma Permit Advisory Group	747 Market St., Municipal Bldg., Conf. Rm. 243 Join Zoom Meeting at: https://zoom.us/j/83142338104 Telephonic: Dial 253-215-8782 Meeting ID: 831 4233 8104 Passcode: 193952
4:00 PM	City Events and Recognitions Committee	747 Market St., Municipal Bldg., Conf. Rm. 248 Join Zoom Meeting at: https://zoom.us/j/87320156844 Telephonic: Dial 253-215-8782 Meeting ID: 873 2015 6844
5:00 PM	Planning Commission	747 Market St., Municipal Bldg., Council Chambers Join Zoom Meeting at: https://zoom.us/j/84416624153 Telephonic: Dial 253-215-8782 Meeting ID: 844 1662 4153 Contact Stephen Atkinson at 253-905-4146
5:30 PM	Tacoma Public Library Board of Trustees	Wheelock Branch, 3722 North 26th St. Visit https://tacomalibrary.org/board-of-trustees/

5:30 PM Transportation Commission

747 Market St., Municipal Bldg., Conf. Rm. 243
Join Zoom Meeting at: <https://zoom.us/j/96320674154>
Telephonic: Dial 253-215-8782
Meeting ID: 963 2067 4154 Passcode: 638370

THURSDAY, AUGUST 21, 2025

9:00 AM Hearing Examiner's Hearing*

747 Market St., Municipal Bldg., Council Chambers
Visit <https://tacoma.gov/hearingexaminer>

5:00 PM Climate and Sustainability Tacoma Commission

747 Market St., Municipal Bldg., Conf. Rm. 248
Join Zoom Meeting at: <https://zoom.us/j/96320674154>
Telephonic: Dial 253-215-8782
Meeting ID: 963 2067 4154 Passcode: 638370
Contact Kristin Lynett at 253-591-5571

5:30 PM Urban Design Board

747 Market St., Municipal Bldg., Conf. Rm. 243
Join Zoom Meeting at: <https://zoom.us/j/82923259724>
Telephonic: Dial 253-215-8782
Meeting ID: 829 2325 9724
Contact Stephen Antupit at 253-381-5195

FRIDAY, AUGUST 22, 2025

10:30 AM Operational Strategy and Administrative Committee

747 Market St., Municipal Bldg., Conf. Rm. 243
Join Zoom Meeting at: <https://zoom.us/j/91923690364>
Telephonic: Dial 253-215-8782
Meeting ID: 919 2369 0364 Passcode: 614650



Meeting sites are accessible to people with disabilities. People with disabilities requiring special accommodations should contact the appropriate department(s) 48 hours prior to the meeting time.

* Hearing Examiner's Hearings and Local Improvement District Meetings meet on an as-needed basis. Contact the Hearing Examiner's Office at 253-591-5195 to confirm whether a meeting will be held this week. Hearings may be held at various times throughout the day.

** Bid Opening will be held on an as-needed basis. Contact the Finance Procurement and Payables Office at 253-502-8468 or www.tacomapurchasing.org to confirm whether Bid Opening will be held.

**** Hearings may be held at various times throughout the day.



Tacoma City Council Constituent Intake Website Data Report: August 2025

Total Request
Submissions

751

Total Submissions

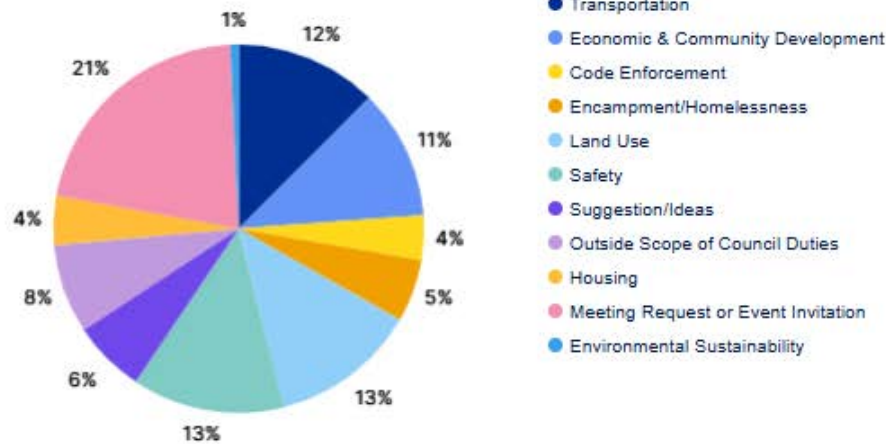
Request
Submissions

534

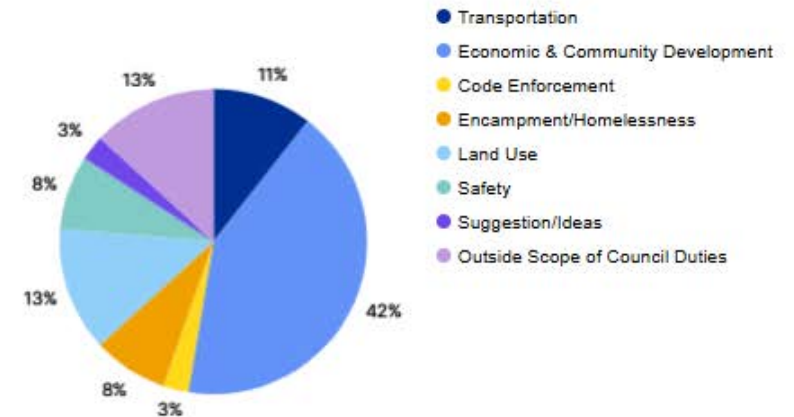
Inquiries that include
+1 Council Member

Topic Codes

Summary

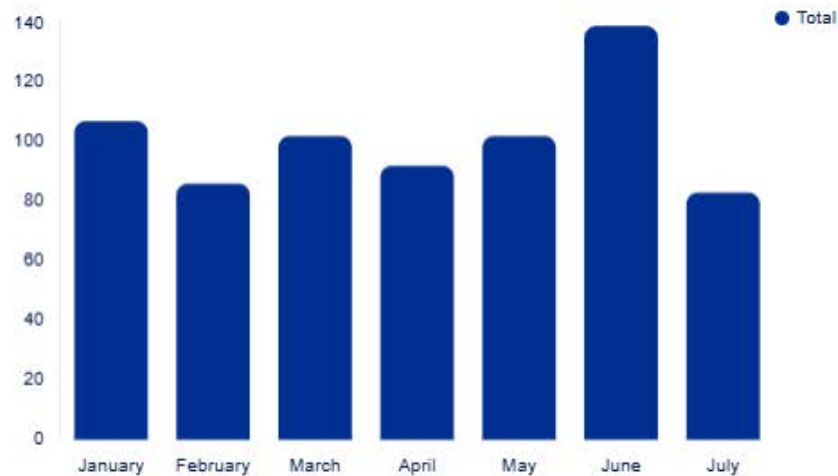


Last 14 Days



Submission Summary

Submissions by Month



Submissions by Council District



Contact: Karyssa Mathison, Constituent Relations Analyst
kmathison@tacoma.gov



City of Tacoma

City Council Action Memorandum

TO: Hyun Kim, Interim City Manager
FROM: Bucoda Warren, Chief Policy Analyst to the Mayor; Paige Armstrong, Office of the Mayor
COPY: City Council and City Clerk
SUBJECT: **2025 Revised Cancelled City Council Meetings – August 26, 2025**
DATE: August 7, 2025

SUMMARY AND PURPOSE:

A resolution revising the approved cancellation of regular City Council meetings and study sessions in 2025: Tuesday, January 21; Tuesday, February 18; Tuesday, March 11; [Tuesday, April 8 study session](#); Tuesday, May 27; Tuesday, September 2; Tuesday, September 23; Tuesday, November 4; ~~Wednesday, November 12~~; Tuesday, November 25; Tuesday, December 23; and Tuesday, December 30.

COUNCIL SPONSOR:

Mayor Woodards

BACKGROUND:

Per Section 2.8 of the City Charter as amended by a vote of the people during the general election on November 5, 2024, entitled Procedure of the Council, the City Council shall hold at least 70 regular meetings each calendar year which includes Council meetings and study sessions.

At the December 10, 2024, study session, the City Council discussed the following dates as proposed options for the cancelled City Council meetings and study sessions in 2025. The proposed resolution would amend the approved cancellations as shown below:

- Tuesday, January 21
- Tuesday, February 18
- Tuesday, March 11
- [Tuesday, April 8 \(study session only\)](#)
- Tuesday, May 27
- Tuesday, September 2
- Tuesday, September 23
- Tuesday, November 4
- ~~Wednesday, November 12~~
- Tuesday, November 25
- Tuesday, December 23
- Tuesday, December 30

Most of the dates selected fall one day before or after a legal holiday. Per Rule 1A of the Rules of the Procedure of the Council of the City of Tacoma, entitled Regular Meetings, if a legal holiday is on a Tuesday, the regular meeting shall be held on the next business day. In 2025, the City of Tacoma observes Veterans' Day on Tuesday, November 11, 2025, and would hold the regular meetings of that week on Wednesday, November 12, 2025.

To remain responsive to community needs and ensure Council participation in significant local events, adjustments to the Council meeting schedule have been made. These changes allow Council Members to be present and engaged in key community activities, while also maintaining an adequate number of business meetings, particularly through holiday months to ensure timely action on city matters.



City of Tacoma

City Council Action Memorandum

ALTERNATIVES:

The City Council could determine alternative dates to cancel.

STAFF/SPONSOR RECOMMENDATION:

Staff recommends that these City Council meetings and study sessions be cancelled in 2025 and requests City Council consideration at the August 19 Council meeting.

FISCAL IMPACT:

There is no fiscal impact.



FREE EVENT!

SCHOOL READY ON DAY 1

Tacoma Police Department's KIDS HEALTH & SAFETY FAIR

Saturday, August 23
10 AM – 1 PM
Eastside Community Center
1721 East 56th Street
Tacoma, WA 98404

For more information, please contact
Bervin Smith
bsmith7@tacoma.gov
(253) 290-9238

Kids can receive backpacks,
personal care bags, tennis shoes,
haircuts, dental cleanings,
bikes, bike helmets, coats,
and much more!

Children must be present.

**Free Vaccines for
Children.**



Thank you to our
title sponsors:



And our other sponsors:



Date	Meeting	Subject	Department	Background
August 19, 2025	Study Session (Hybrid Council Chambers / Dial-in 12:00 p.m.)	South Tacoma Groundwater Protection District (STGPD) Code Update Public Hearing Debrief	Planning and Development Services - Maryam Moeinian, Stephen Atkinson, Dana Delon, Glen George, , Tacoma-Pierce County Health Department Staff - Esther Beaumier& Erin Dilworth	The purpose of this meeting is to conduct a public hearing debrief for the City Council as part of the process to adopt the draft STGPD code.
		Council Consideration Request - 2025 Revised Cancelled City Council Meetings	Mayor Woodards	
	City Council Meeting (hybrid Council Chambers /dial-in 5:00 PM)			
August 26, 2025	Joint City Council / Library Board of Trustees Joint Study Session (Hybrid Council Chambers / Dial-in 12:00 p.m.)	Tacoma Public Library Informational Briefing	Library Staff - Kendra Jones, Lyndea Kelleher	Staff from the Tacoma Public Library will provide an informational briefing
		Budget Update	Finance - Andy Cherullo	
		Tacoma Police Department Acceleration Plan - Lateral Incentive Program	TPD - Chief Jackson, Christopher Karl, Legal - Michelle Woodrow, Finance - Mayra Wheelock	Tacoma Police Department (TPD) will request Council support for implementation of an in-state lateral law enforcement officer incentive program to increase the rate of TPD hiring. Within the past two months, TPD vacancies have increased from 20 to more than 30 expected by the end of September
	City Council Meeting (hybrid Council Chambers /dial-in 5:00 PM)			
September 2, 2025	*Cancelled			
September 9, 2025	Study Session (Hybrid Council Chambers / Dial-in 12:00 p.m.)	State of the Court	City of Tacoma Municipal Judges	Staff from the Municipal Court will provide an update on the State of the Court
		Homeless Strategy Update	Neighborhood and Community Services - Caleb Carbone	Staff from NCS will provide their quarterly update on the City's Homeless Strategy.
	Committee of the Whole - [Immediately Following Study Session]	Tideflats Subarea Plan - Consideration of Amendments and Public Hearing Prep		This meeting is intended to brief the City Council on the Planning Commission’s proposed amendments to the Tideflats Steering Committee Draft Subarea Plan, the Draft Planned Action Ordinance (RCW 43.21c.440), and proposed amendments to Tacoma Municipal Code (TMC) Chapter 13.06 Zoning and Title 19 Shoreline Master Program, and for direction on City Council-led amendments, to be included in the resolution to set the public hearing for October 28, 2025.
	City Council Meeting (hybrid Council Chambers /dial-in 5:00 PM)			
September 16, 2025	Study Session (Hybrid Council Chambers / Dial-in 12:00 p.m.)	Alternative Response Quarterly Update	Neighborhood and Community Services - Vicky McLaurin, TFD - Chief Sionna Stallings - Ala' ilima, TPD - Interim Chief Jackson	Quarterly update on the status of the three Alternative Response projects being led by Fire, Police, and Neighborhood and Community Services: Behavioral Health Response Team (HOPE), Community Safety Officers, Homelessness Response
	City Council Meeting (hybrid Council Chambers /dial-in 5:00 PM)			

Community Vitality and Safety Committee			
Committee Members (Chair) CM Rumbaugh, (Vice Chair) CM Walker, CM Sadalge, and CM Scott Alternate: CM Diaz Executive Liaison: Vicky McLaurin; Coordinator: Arsenio Roddy-Little		2nd and 4th Thursdays of the month 4:30pm Zoom and TMB 248	CBC Assignments • Commission on Disabilities • Commission on Immigrant and Refugee Affairs • Community's Police Advisory Committee • Housing Authority • Human Rights Commission • Human Services Commission • Public Library Board • Tacoma Community Redevelopment Authority
August 28, 2025	Rental Housing Code and Landlord Fairness Code Initiative Update	Felicia Medlen, Division Manager, Community & Economic Development, Chi'Quata Elder, Equity Programs Consultant, Senior	Report out on partners we have met with regarding tenant, rental, fair housing, and new state code.
	Inclement Weather Briefing	Caleb Carbone, Principal Community Resource Analyst, Neighborhood and Community Services	Neighborhood and Community Services will present the City of Tacoma collaborate approach to the county's tiered activation thresholds and response protocols for severe weather events, including extreme cold, heat, and poor air quality.
September 11, 2025	Remann Hall Informational Briefing	Kevin Williams, Juvenile Assistant Administrator - Probation, Pierce County	This informational briefing is to inform city leadership about the contracted work for the City of Tacoma and how that fits into the broader portfolio of work at Remann Hall.
	Human Services Commission Interviews	Nicole Emery, City Clerk	Interviews to fill vacancies on the Human Services Commission.
September 25, 2025	Unified Regional Approach to Homelessness	Caleb Carbone, Principal Community Resource Analyst, Neighborhood and Community Services Liza Burell, MSW POLICY & PROGRAM DEVELOPMENT LEAD Uncommon Bridges	Report out on the status of the Pierce County Unified Regional Approach
	Human Rights Commission Interviews	Nicole Emery, City Clerk	Interviews to fill vacancies on the Human Rights Commission.

Economic Development Committee			
Committee Members (Chair) DM Daniels, (Vice Chair) CM Diaz, CM Bushnell, and CM Scott Alternate: CM Rumbaugh; Executive Liaison: Tanja Carter; Coordinator: Anna Le		2nd, 4th, and 5th Tuesdays of the month 10:00am Zoom and TMB 248	CBC Assignments • City Events and Recognition Committee • Equity in Contracting Advisory Committee • Convention Center Public Facilities District • Tacoma Arts Commission • Tacoma Creates Advisory Board
Date	Topic	Presenter(s)	Description
August 26, 2025	Community Reinvestment Project Outcomes	Dierdre Patterson, Business and Economic Development Analyst, Community and Economic Development	This presentation will provide an update on the outcomes of the \$4.65 million Community Reinvestment Project (CRP) funding, focusing on the impact of business loans and grants in supporting local entrepreneurs and promoting economic equity. Staff will also share key metrics, success stories, and lessons learned.
	Fred Meyer Site Transition – Background and City Role	Tanja Carter, Director; Carol Wolfe, Division Manager; Debbie Bingham, Business and Economic Development Manager, Community and Economic Development	This presentation will provide an overview of the upcoming closure of the Fred Meyer store at 7250 Pacific Avenue and the broader context of parent company Kroger's national downsizing. Staff will share background on the site, outline the City's role in supporting future redevelopment despite private ownership, and discuss potential next steps for engagement and coordination.
September 9, 2025	Jobs 253 Update	Deborah Trevorrow, Business and Economic Development Analyst, Community and Economic Development	This presentation will provide updates on the Jobs 253 program and its growing partnership with Tacoma Public Schools, highlighting efforts to connect students with local employment opportunities and strengthen career pathways. Staff will also discuss recent successes and plans for future expansion.
September 23, 2025	Neighborhood Business Districts Program Update	Carol Wolfe, Division Manager, Community and Economic Development; Shari Hart, Business and Economic Development Analyst, Community & Economic Development	This presentation will provide an overview of the refreshed Neighborhood Business District Program, highlighting updated strategies to better support local businesses, enhance public spaces, and drive inclusive economic growth. Staff will also share next steps for implementation.
September 30, 2025	Commissions, Boards, and Committees Update	EDC Commissions, Boards, and Committees Chairs and Staff Liaisons	An opportunity for Commissions, Boards, and Committees assigned to EDC to give short 10-15 minute informational briefings. All EDC Commission, Board, and Committee members are welcome to attend.

Government Performance and Finance Committee

Committee Members

(Chair) CM Hines, (Vice Chair) CM Bushnell,
DM Daniels, and CM Rumbaugh
Alternate: CM Walker
Executive Liaison: Andy Cherullo; Coordinator: Chantra Real

1st and 3rd Tuesdays of the month
10:00am
Zoom and TMB 248

CBC Assignments

• Audit Advisory Board • Board of Ethics
• Civil Service Board • Public Utility Board

Date	Topic	Presenter(s)	Description
August 19, 2025	Level 3 Telecommunications Franchise Agreement Renewal	Jeff Lueders, Media & Communications Office	Staff from Media & Communications presenting a request for renewal of Telecommunications Franchise Agreement between City of Tacoma and Level 3 Communications, LLC.
September 2, 2025	Canceled		
September 16, 2025	Monthly Budget Update	Andy Cherullo, Finance Director	Staff from OMB will present on topics related to the current biennium budget, revenue collections and expenditures, and other issues related to budgeting.
	<i>Pending - Check-In with the Civil Service Board</i>	<i>Chair Hansen</i>	<i>The Chair of the Civil Service Board will provide an update on issues and work being done at the Civil Service Board.</i>
	Insurance 101	Luis Fragoso, Risk Manager	Risk manager will provide an overview of the City's Insurance policies and other issues related to risk exposure of the City.

Infrastructure, Planning, and Sustainability Committee			
Committee Members (Chair) CM Walker, (Vice Chair) CM Diaz, CM Hines, and CM Sadalge Alternate: CM Bushnell Executive Liaison: Ramiro Chavez; Coordinator: Anna Le		2nd and 4th Wednesdays of the month 4:30pm Zoom and TMB 248	CBC Assignments • Board of Building Appeals • Climate and Sustainability Commission • Landmarks Preservation Commission • Planning Commission • Transportation Commission • Urban Design Board
Date	Topic	Presenter(s)	Description
August 13, 2025	Transportation Commission Interviews	Nicole Emery, City Clerk	The Committee will conduct interviews to fill three seats on the Commission for terms to begin September 1, 2025.
August 27, 2025	Transportation Impact Fees Update	Jennifer Kammerzell, Interim Division Manager; Public Works; Kendra Breiland, Principal Planner, Fehr & Peers	Staff and consultant will provide a presentation on Transportation Impact Fees, including updates resulting from feedback received at the June 11, 2025, Infrastructure, Planning, and Sustainability Committee meeting.
	System Development Charges	Hayley Falk, Business Services Manager; Nathan Crain, Business Services Analyst, Environmental Services	Staff from Environmental Services will present on the proposed implementation of System Development Charges related to stormwater and wastewater.
September 10, 2025	15% Transportation Benefit District Sales Tax Revenues for Pedestrian Safety	Jeffrey Jenkins, Director, Public Works	This presentation will review the usage of the 15% set aside for Pedestrian Safety of the Transportation Benefit District Sales and Use Tax Revenues.
September 17, 2025 Special Meeting	Transformed Neighborhood Traffic Calming Program	Brennan Kidd, Assistant Division Manager; Qi Chen, Neighborhood Programs Engineer	The presentation will share information about the updated program, including its structure, goals, tools, and funding.
September 24, 2025	Cancelled	--	--