



WEEKLY REPORT TO THE CITY COUNCIL

May 29, 2025

Members of the City Council
City of Tacoma, Washington

Dear Mayor and Council Members:

ITEMS OF INTEREST

1. Council Member Hines provides the attached Council Action Memorandum for **an Ordinance to Amend Title 17 and Title 5 of the Municipal Code to Better Address Animal Overpopulation and Add Clarifications**.
2. **City-funded Temporary and Emergency Shelter Performance**: The City posts weekly information about its Temporary and Emergency Shelter locations including current census, number of available beds, and exits to housing. This information can be found at: <https://cms.tacoma.gov/ncs/weeklydataupdate.pdf>. This report is updated weekly.
3. **Encampment Outreach**: For the week of **May 19, 2025 – May 23, 2025**, HEAL team visited **27 locations**. This resulted in **23 (12 new, and 15 repeat)** individuals contacted and referred to community services; **7 individuals** were placed in shelter. This information can be found at: [HEAL Team Engagement Dashboard | Tacoma Open Data](#)
4. **Ting Repair Work at Chinese Reconciliation Park to Begin June 16, 2025**: The City of Fuzhou has hired a local contractor, who is originally from Fuzhou, but who has lived and operated a business in Seattle for the past 20 years, to repaint and do other necessary repairs to the Ting located in the Chinese Reconciliation Park. Parks Tacoma, Chinese Reconciliation Project Foundation and the City all realize that this work needs to be done and are very appreciative that Fuzhou is willing to do this work. City staff have been working with Parks Tacoma to coordinate timing, legal entry into the site and contact with the contractor. The work will begin on June 16 and is scheduled to take 4-6 weeks. **During this time the area surrounding the Ting will be fenced off and not open to the public.**

The Ting was a gift to the City of Tacoma from the City of Fuzhou, our sister city. Construction began in September 2010 and was completed in summer of 2011. A grand opening and dedication ceremony was conducted on September 22, 2011.

5. City Manager's Office Constituent Relations Analyst Karyssa Mathison provides the attached **Constituent Intake Report**.

6. Alzheimer Memorial Church, Give Me A Chance, Shelter Standdown: **The family shelter (1121 South Alzheimer Street), operated by Alzheimer Memorial Church (Alzheimer), is currently preparing to standdown.** Alzheimer staff will continue to work with the current families on their stability and housing plans during this transition and into permanent housing or other temporary solutions by **June 30, 2025**. Since opening in February 2020, the shelter has served 244 individuals, with 177 of the clients have confirmed being connected to permanent housing.

On May 26, 2025, there were 9 residents at the site and every household is currently working with case management. Neighborhood and Community Services is meeting with Alzheimer weekly to assess operational needs and will continue to support the shelter during this transition. **The City is committed to ensuring that every resident has the option to transition to the new location or has an alternative shelter location should they wish by or before June 30, 2025.**

7. City-funded Temporary and Emergency Shelter Performance: The City posts weekly updates and information about its Temporary and Emergency Shelter locations including current census, number of available beds, and exits to housing. **Updates are reported weekly, and this information can be found at: <https://cms.tacoma.gov/ncs/weeklydataupdate.pdf>.**
8. Interim Tacoma Police Chief Patti Jackson provides the attached **Weekly Crime Report**.
9. Please see the attached City of Tacoma **Weekly Meeting Schedule**.

STUDY SESSION / WORK SESSION

10. **The City Council Study Session of Tuesday, June 3, 2025, will be conducted as a hybrid meeting.** This meeting can be attended in-person at the Tacoma Municipal Building, Council Chambers, located at 747 Market Street on the 1st floor or be heard by dialing (253) 215 – 8782 or through Zoom at: www.zoom.us/j/89496171192 and entering the meeting ID 894 9617 1192; passcode 89659 when prompted. This meeting will be broadcast on TV Tacoma.

The City Council discussion items will include: (1) **Opioid Settlement Funding**; (2) **Other Items Interest – South Tacoma Green Blocks Program**; (3) **Committee Reports**; (4) **Agenda Review and City Manager’s Weekly Report**; (5) **Potential Litigation & Closed Session**.

On our first agenda items, staff from the Neighborhood and Community Services department will provide an **update on the Opioid Settlement Fund** and discuss the timeline to develop a strategy, provide data, other jurisdiction comparisons and funding plan.

Under other items of interest, the following item will be discussed;

- Council Consideration Request: **South Tacoma Green Blocks Program**
[Council Member Bushnell]

11. The updated **Tentative City Council Forecast and Consolidated Standing Committee Calendars** are attached for your information.

MARK YOUR CALENDARS

12. There are no new items at this time.

Sincerely,



Elizabeth Pauli
City Manager

EAP: ram



TO: Elizabeth Pauli, City Manager
FROM: Council Member John Hines and Christina Caan, Policy Analyst
COPY: City Council and City Clerk
SUBJECT: Ordinance to amend Title 17 and Title 5 of the Municipal Code to better address animal overpopulation and add clarifications
DATE: May 28, 2025

SUMMARY AND PURPOSE

An ordinance amending Title 17 and Title 5 of the Municipal Code to better address animal overpopulation and add clarifications.

COUNCIL SPONSORS

Council Member John Hines, Council Member Olgy Diaz, Council Member Sarah Rumbaugh, and Council Member Sandesh Sadalge

Ordinance Request: Tacoma is grappling with an increase in its animal population, leading to overburdened animal shelters, strained animal control and police resources, and amplified risks to the environment, public safety, and public health. Animal overpopulation is also detrimental for animal welfare, as it can lead to increased euthanasia rates for healthy and adoptable animals due to the high costs of sheltering and an insufficient number of adopters or foster homes.¹

- In 2022-2023, Tacoma's 311 system received 758 complaints related to animal issues, such as breeding, animal waste, and animals that have been hit by vehicles. In 2023-2024, the number of complaints doubled. Data for 2024-2025 shows that 311 complaints for animal issues remained on par with the record highs at 1,467 complaints.
- The Humane Society for Tacoma & Pierce County (HSTPC) has resorted to doubling and tripling kennel occupancy, as well as waiving or reducing adoption fees, on multiple occasions due to high intake rates and overcrowding.²

Tacoma's Municipal Code (TMC) is currently ill-suited to help curb animal overpopulation, as it lacks robust constraints on issues such as breeding companion animals for profit and owning unaltered animals. The TMC also lacks sufficient fees to help generate even modest amounts of revenue that could be used to support low-cost spay and neuter programs, as well as Trap-Neuter-Return (TNR) efforts for community cats. Low-cost spay and neuter programs, along with TNR efforts, are a proven method for managing animal populations, limiting the burden on animal control, police officers, and animal shelters, minimizing the negative impacts of large numbers of unhoused animals on neighborhoods, and curbing the need to euthanize healthy and adoptable companion animals.³

To better equip Tacoma to manage its animal population, this ordinance updates the TMC in several ways, such as:

¹ [Shelter Intake and Surrender | Animal Homelessness | ASPCA](#)

² [Making Happy Happen: Over 220 Animals Find Loving Homes During Shelter Capacity Crisis - The Humane Society for Tacoma & Pierce County](#)

³ [Dog Population & Dog Sheltering Trends in the United States of America - PMC \(nih.gov\)](#)



- Adding a definition for “community cats” to enable unowned, free-roaming, and generally feral cats that may be receiving care from a community member or may be stable without intervention in their resident area to remain outdoors and be altered through TNR programs.
- Banning the breeding, advertising, and sale of companion animals for profit without a current business license issued under TMC 6B.20.
- Creating mandatory spay and neuter requirements for animals impounded by Animal Control, absent proof of alteration or risk to the health of the animal.
- Increasing the general animal licensing fees, including unaltered fees, to help fund low-cost spay and neuter programs and TNR efforts, while also establishing a new reduced license fee rate for those who qualify for the Tacoma Public Utility Bill Credit program.

Along with updates aimed at curbing animal overpopulation, we are proposing changes to clarify vague and outdated code language. This includes refining the requirements for keeping pigs, clarifying the penalties for animals inuring humans, and providing more explicit language regarding the adoption of potentially dangerous dogs.

COMMUNITY ENGAGEMENT

Community members in Tacoma have frequently expressed alarm to City Council Members and City staff regarding the number of unhoused animals in their neighborhoods and difficulties finding space or long wait times for assistance at animal shelters. In addition, community members express frustration that overpopulation is a drain on animal control and police resources and have shared concerns about sanitation issues from unhoused animals. City Council Members have also received community input regarding problems arising from a lack of clarity in the code regarding hogs. The HSTPC and other local animal welfare community groups have also shared feedback regarding the challenges they face with animal overpopulation.

2025 STRATEGIC PRIORITIES

Equity and Accessibility: These proposed updates aim to better enable the City to provide animal welfare services to all our residents by decreasing animal overpopulation. This proposal also aims to allow those who qualify for the Tacoma Public Utilities Bill Credit Assistance Plan to pay a reduced rate for animal license fees, along with seniors and individuals with a permanent disability.⁴ This aims to help make pet ownership more affordable for all our low-income residents.

Civic Engagement: *Equity Index Score:* Moderate Opportunity

Increase the percentage of residents who believe they are able to have a positive impact on the community and express trust in the public institutions in Tacoma.

Livability: *Equity Index Score:* Moderate Opportunity

Increase positive public perception of safety and overall quality of life.

ALTERNATIVES

Alternative	Positive Impacts	Negative Impacts
Take no action.	N/A	Tacoma is likely to face rising costs and community impacts from animal overpopulation and the

⁴ [Tacoma Public Utilities -- Bill Credit Assistance Plan](#)



City of Tacoma

City Council Action Memorandum

		overextension of animal shelters, Animal Control, and Police Department resources.
--	--	--

EVALUATIONS AND FOLLOW UP

If approved, the code updates would be published on relevant City websites and shared with relevant departments and animal shelters. Tax and License also intends to reach out to additional local veterinarians to promote partnerships for animal licensing to expand the number of pets that are licensed in Tacoma. The new license fees will have a delayed effectiveness until September 1, 2025, giving the community time get their pet licensed for the first year at the current lower rate. The City Manager should also provide an annual update to the City Council in the City Manager's Weekly Report about the number of all animal licenses issued by the City, with a particular focus on trends in new licenses and unaltered animal licenses. The City Manager should also include the annual number of animals that are spayed or neutered when impounded for the first time.

SPONSOR RECOMMENDATION

Sponsors recommend approving this ordinance.

FISCAL IMPACT

Several of the suggested updates to the code outlined in Exhibit A include increases to our license fees and civil penalties, potentially generating modest increased revenue amounts for the General Fund, especially if paired with efforts to increase animal licensing outreach with local veterinarians. Increasing unaltered animal licensing fees may result in some decrease in unaltered licensing, although Tax and License estimates that overall revenue from increased fees would still increase by more than \$130,000.

REVENUES:

FUND NUMBER & FUND NAME	COST OBJECT (CC/WBS/ORDER)	COST ELEMENT	TOTAL AMOUNT
0010 General Fund	106540	4322400	(\$130,000)
TOTAL			(\$130,000)

What Funding is being used to support the expense?

N/A

Are the expenditures and revenues planned and budgeted in this biennium's current budget?

N/A

Are there financial costs or other impacts of not implementing the legislation?

NO

Will the legislation have an ongoing/recurring fiscal impact?

NO

Will the legislation change the City's FTE/personnel counts?

NO



City of Tacoma

City Council Action Memorandum

Attachment: Exhibit A – Proposed Code Updates



Tacoma City Council Constituent Intake Website Data Report: May 2025

Total Request
Submissions

473

Total Submissions

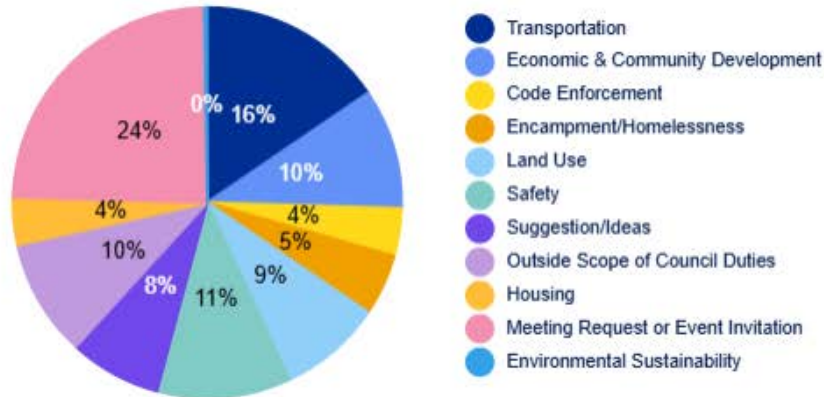
Request
Submissions

322

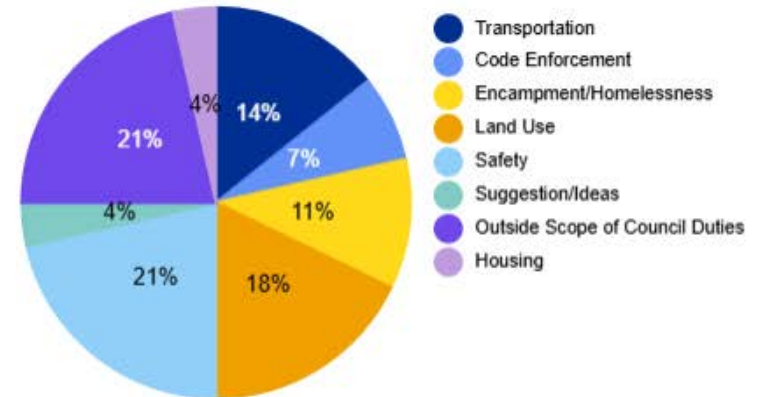
Inquiries that include
+1 Council Member

Topic Codes

Summary

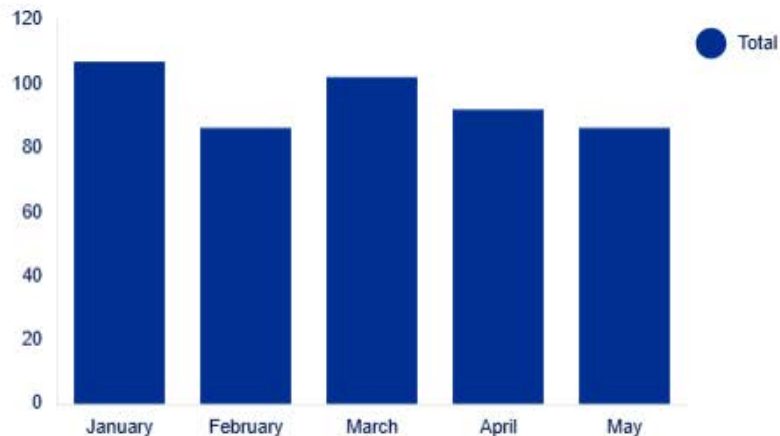


Last 14 Days

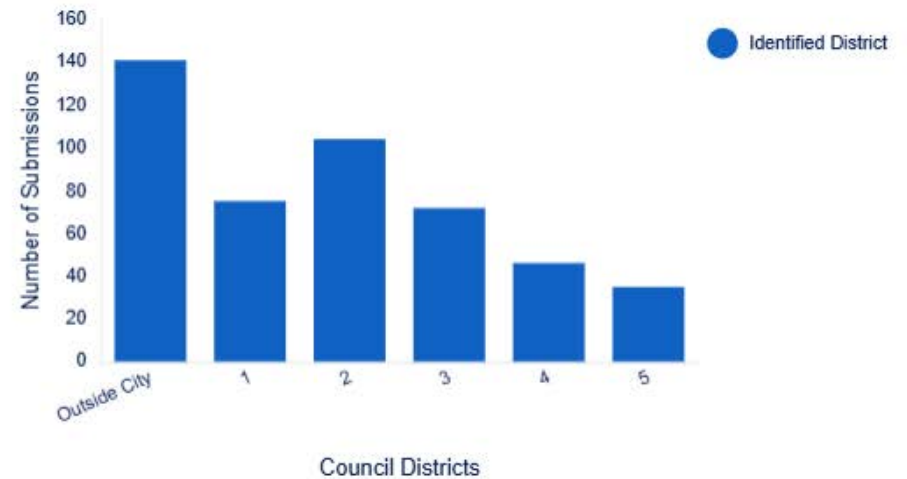


Submission Summary

Submissions by Month



Submissions by Council District



Contact: Karyssa Mathison, Constituent Relations Analyst
kmathison@tacoma.gov



Citywide Weekly Briefing for 19 May 2025 to 25 May 2025

The data is not National Incident Based Reporting System (NIBRS) compliant. Do not compare the results with any report using that standard. The data is dynamic and is subject to change and/or revision. The number of distinct offenses listed on a report are counted. This does not represent reports or individuals. All data is compared to last year for the same number of days or date range. Small numbers may cause large percent increases and decreases. Beginning 1 October 2022, there was a change in how TPD reports certain Aggravated Assaults and Destruction offenses.

Offense Breakdown	7 Days		28 Days		Year to Date		7 Days	28 Days	YTD
	19-May-2024	19-May-2025	28-Apr-2024	28-Apr-2025	01-Jan-2024	01-Jan-2025			
	25-May-2024	25-May-2025	25-May-2024	25-May-2025	25-May-2024	25-May-2025			
Persons	85	78	341	297	1640	1590	8.2% ▼	12.9% ▼	3.0% ▼
Assault	78	74	308	272	1488	1436	5.1% ▼	11.7% ▼	3.5% ▼
Homicide (doesn't include Negligent/Justifiable)	1	0	2	0	8	10	100.0% ▼	100.0% ▼	25.0% ▲
Kidnapping/Abduction	2	1	7	4	37	26	50.0% ▼	42.9% ▼	29.7% ▼
Sex Offenses, Forcible	4	3	24	21	106	118	25.0% ▼	12.5% ▼	11.3% ▲
Property	419	234	1568	975	8312	5541	44.2% ▼	37.8% ▼	33.3% ▼
Arson	4	4	9	15	41	40	0.0%	66.7% ▲	2.4% ▼
Burglary/Breaking and Entering	31	22	113	79	585	478	29.0% ▼	30.1% ▼	18.3% ▼
Counterfeiting/Forgery	0	0	3	1	34	19	0.0%	66.7% ▼	44.1% ▼
Destruction/Damage/Vandalism of Property	128	65	461	279	2307	1507	49.2% ▼	39.5% ▼	34.7% ▼
Fraud	12	5	41	30	232	203	58.3% ▼	26.8% ▼	12.5% ▼
Larceny/Theft	191	98	620	396	3335	2393	48.7% ▼	36.1% ▼	28.2% ▼
Motor Vehicle Theft	42	29	262	130	1452	686	31.0% ▼	50.4% ▼	52.8% ▼
Robbery	5	7	32	32	171	112	40.0% ▲	0.0%	34.5% ▼
Stolen Property	5	3	21	9	130	72	40.0% ▼	57.1% ▼	44.6% ▼
Society	11	17	50	86	244	385	54.5% ▲	72.0% ▲	57.8% ▲
Drug/Narcotic	7	8	29	52	139	254	14.3% ▲	79.3% ▲	82.7% ▲
Pornography/Obscene Material	0	1	1	1	8	8	NC	0.0%	0.0%
Prostitution	0	0	2	0	2	8	0.0%	100.0% ▼	300.0% ▲
Weapon Law Violations	4	8	18	33	95	115	100.0% ▲	83.3% ▲	21.1% ▲
Citywide Totals	515	329	1959	1358	10196	7516	36.1% ▼	30.7% ▼	26.3% ▼

NC = Noncalculable

Last 7 Days

Notes:

- There were no Homicide offense(s) during the last 7 days.
- 74.3% (55/74) of the Assaults were coded Simple Assault.
- There were 44 DV-related offenses.
- 84.1% (37/44) of the DV-related offenses were Persons.
- 50.0% (37/74) of the Assaults were DV-related.
- DV-related Offenses: 54 ≥ 44
- There were 2 Gang-Related offense(s) during the last 7 days.
- Theft from Motor Vehicle: 68 ≥ 37

Top 5 Locations - Compared to last year

- 4502 S Steele St: 15 ↔ 15
- 3873 S 66th St: 0 ↗ 5
- 3857 Mckinley Ave: 0 ↗ 4
- 8203 S Hosmer St: 0 ↗ 4
- 1933 Dock St: 0 ↗ 4

Top 5 Offense Locations - Compared to last year

- Apartment: 69 ≥ 54
- Parking Lot: 82 ≥ 54
- Single Family Residence: 66 ≥ 50
- Street/Right Of Way: 73 ≥ 40
- Other Business: 16 ↔ 16



Sector 1 Weekly Briefing for 19 May 2025 to 25 May 2025

The data is not National Incident Based Reporting System (NIBRS) compliant. Do not compare the results with any report using that standard. The data is dynamic and is subject to change and/or revision. The number of distinct offenses listed on a report are counted. This does not represent reports or individuals. All data is compared to last year for the same number of days or date range. Small numbers may cause large percent increases and decreases. Beginning 1 October 2022, there was a change in how TPD reports certain Aggravated Assaults and Destruction offenses.

Offense Breakdown	7 Days		28 Days		Year to Date		7 Days	28 Days	YTD
	19-May-2024	19-May-2025	28-Apr-2024	28-Apr-2025	01-Jan-2024	01-Jan-2025			
	25-May-2024	25-May-2025	25-May-2024	25-May-2025	25-May-2024	25-May-2025			
Persons	27	21	97	74	416	400	22.2%▼	23.7%▼	3.8%▼
Assault	25	20	87	66	365	353	20.0%▼	24.1%▼	3.3%▼
Homicide (doesn't include Negligent/Justifiable)	1	0	1	0	4	4	100.0%▼	100.0%▼	0.0%
Kidnapping/Abduction	0	0	1	0	14	8	0.0%	100.0%▼	42.9%▼
Sex Offenses, Forcible	1	1	8	8	33	35	0.0%	0.0%	6.1%▲
Property	123	58	439	327	2266	1704	52.8%▼	25.5%▼	24.8%▼
Arson	2	1	5	9	21	16	50.0%▼	80.0%▲	23.8%▼
Burglary/Breaking and Entering	6	5	22	30	169	134	16.7%▼	36.4%▲	20.7%▼
Counterfeiting/Forgery	0	0	0	0	1	0	0.0%	0.0%	100.0%▼
Destruction/Damage/Vandalism of Property	50	20	173	106	788	574	60.0%▼	38.7%▼	27.2%▼
Fraud	3	1	7	8	35	50	66.7%▼	14.3%▲	42.9%▲
Larceny/Theft	52	19	167	107	851	635	63.5%▼	35.9%▼	25.4%▼
Motor Vehicle Theft	7	9	56	54	347	233	28.6%▲	3.6%▼	32.9%▼
Robbery	2	2	7	9	33	31	0.0%	28.6%▲	6.1%▼
Stolen Property	1	1	2	2	15	22	0.0%	0.0%	46.7%▲
Society	5	2	15	19	62	79	60.0%▼	26.7%▲	27.4%▲
Drug/Narcotic	4	0	10	9	39	42	100.0%▼	10.0%▼	7.7%▲
Pornography/Obscene Material	0	0	0	0	2	2	0.0%	0.0%	0.0%
Prostitution	0	0	1	0	1	4	0.0%	100.0%▼	300.0%▲
Weapon Law Violations	1	2	4	10	20	31	100.0%▲	150.0%▲	55.0%▲
Sector Totals	155	81	551	420	2744	2183	47.7%▼	23.8%▼	20.4%▼

NC = Noncalculable

Last 7 Days

Notes:

- There were no Homicide offense(s) during the last 7 days.
- 70.0% (14/20) of the Assaults were coded Simple Assault.
- There were 6 DV-related offenses.
- 83.3% (5/6) of the DV-related offenses were Persons.
- 25.0% (5/20) of the Assaults were DV-related.
- DV-related Offenses: 12 ▾ 6
- There were 2 Gang-Related offense(s) during the last 7 days.
- Theft from Motor Vehicle: 31 ▾ 12

Top 5 Locations - Compared to last year

- 1933 Dock St: 0 ↗ 4
- 1111 S L St: 0 ↗ 3
- 1801 S 15th St: 7 ▾ 3
- 610 Puyallup Ave: 0 ↗ 3
- 1353 Tacoma Ave S: 0 ↗ 2
- E 25th St & E M St: 0 ↗ 2
- 1552 Market St: 0 ↗ 2
- There were 6 additional locations with 2.

Top 5 Offense Locations - Compared to last year

- Street/Right Of Way: 37 ▾ 15
- Apartment: 26 ▾ 15
- Parking Lot: 26 ▾ 11
- Single Family Residence: 5 ▾ 4
- Garage (Non-Residential): 6 ▾ 4



Sector 2 Weekly Briefing for 19 May 2025 to 25 May 2025

The data is not National Incident Based Reporting System (NIBRS) compliant. Do not compare the results with any report using that standard. The data is dynamic and is subject to change and/or revision. The number of distinct offenses listed on a report are counted. This does not represent reports or individuals. All data is compared to last year for the same number of days or date range. Small numbers may cause large percent increases and decreases. Beginning 1 October 2022, there was a change in how TPD reports certain Aggravated Assaults and Destruction offenses.

Offense Breakdown	7 Days		28 Days		Year to Date		7 Days	28 Days	YTD
	19-May-2024	19-May-2025	28-Apr-2024	28-Apr-2025	01-Jan-2024	01-Jan-2025			
	25-May-2024	25-May-2025	25-May-2024	25-May-2025	25-May-2024	25-May-2025			
Persons	20	20	89	83	404	399	0.0%	6.7%▼	1.2%▼
Assault	17	20	78	77	366	354	17.6%▲	1.3%▼	3.3%▼
Homicide (doesn't include Negligent/Justifiable)	0	0	1	0	1	2	0.0%	100.0%▼	100.0%▲
Kidnapping/Abduction	1	0	3	2	9	7	100.0%▼	33.3%▼	22.2%▼
Sex Offenses, Forcible	2	0	7	4	27	36	100.0%▼	42.9%▼	33.3%▲
Property	109	64	402	210	2254	1304	41.3%▼	47.8%▼	42.1%▼
Arson	2	0	3	1	6	5	100.0%▼	66.7%▼	16.7%▼
Burglary/Breaking and Entering	6	7	26	17	132	118	16.7%▲	34.6%▼	10.6%▼
Counterfeiting/Forgery	0	0	1	0	14	4	0.0%	100.0%▼	71.4%▼
Destruction/Damage/Vandalism of Property	32	20	110	67	613	358	37.5%▼	39.1%▼	41.6%▼
Fraud	3	2	12	9	80	50	33.3%▼	25.0%▼	37.5%▼
Larceny/Theft	56	28	159	87	968	567	50.0%▼	45.3%▼	41.4%▼
Motor Vehicle Theft	7	4	81	20	384	164	42.9%▼	75.3%▼	57.3%▼
Robbery	2	2	6	7	33	24	0.0%	16.7%▲	27.3%▼
Stolen Property	0	0	1	1	18	6	0.0%	0.0%	66.7%▼
Society	2	2	6	9	32	31	0.0%	50.0%▲	3.1%▼
Drug/Narcotic	1	1	3	4	18	12	0.0%	33.3%▲	33.3%▼
Pornography/Obscene Material	0	0	0	0	1	2	0.0%	0.0%	100.0%▲
Prostitution	0	0	0	0	0	0	0.0%	0.0%	0.0%
Weapon Law Violations	1	1	3	5	13	17	0.0%	66.7%▲	30.8%▲
Sector Totals	131	86	497	302	2690	1734	34.4%▼	39.2%▼	35.5%▼

NC = Noncalculable

Last 7 Days

Notes:

- There were no Homicide offense(s) during the last 7 days.
- 75.0% (15/20) of the Assaults were coded Simple Assault.
- There were 11 DV-related offenses.
- 100.0% (11/11) of the DV-related offenses were Persons.
- 55.0% (11/20) of the Assaults were DV-related.
- DV-related Offenses: 11 ↔ 11
- There were no Gang-Related offense(s) during the last 7 days.
- Theft from Motor Vehicle: 20 ↘ 10

Top 5 Locations - Compared to last year

- 901 S Pearl St: 0 ↗ 3
- 3823 S 10th St: 0 ↗ 2
- 3908 N 30th St: 0 ↗ 2
- 1202 N Pearl St: 0 ↗ 2
- 3329 N Whitman St: 0 ↗ 2
- 2315 Westridge Ave W: 0 ↗ 2
- 6th Ave & N Mildred St: 0 ↗ 2
- There were 8 additional locations with 2.

Top 5 Offense Locations - Compared to last year

- Apartment: 20 ↗ 21
- Single Family Residence: 21 ↘ 16
- Street/Right Of Way: 7 ↗ 8
- Parking Lot: 25 ↘ 6
- Driveway: 2 ↗ 4



Sector 3 Weekly Briefing for 19 May 2025 to 25 May 2025

The data is not National Incident Based Reporting System (NIBRS) compliant. Do not compare the results with any report using that standard. The data is dynamic and is subject to change and/or revision. The number of distinct offenses listed on a report are counted. This does not represent reports or individuals. All data is compared to last year for the same number of days or date range. Small numbers may cause large percent increases and decreases. Beginning 1 October 2022, there was a change in how TPD reports certain Aggravated Assaults and Destruction offenses.

Offense Breakdown	7 Days		28 Days		Year to Date		7 Days	28 Days	YTD
	19-May-2024	19-May-2025	28-Apr-2024	28-Apr-2025	01-Jan-2024	01-Jan-2025			
	25-May-2024	25-May-2025	25-May-2024	25-May-2025	25-May-2024	25-May-2025			
Persons	16	23	72	79	391	364	43.8%▲	9.7%▲	6.9%▼
Assault	15	21	64	69	364	332	40.0%▲	7.8%▲	8.8%▼
Homicide (doesn't include Negligent/Justifiable)	0	0	0	0	1	0	0.0%	0.0%	100.0%▼
Kidnapping/Abduction	0	0	2	1	7	5	0.0%	50.0%▼	28.6%▼
Sex Offenses, Forcible	1	2	6	9	19	27	100.0%▲	50.0%▲	42.1%▲
Property	102	66	410	230	2046	1337	35.3%▼	43.9%▼	34.7%▼
Arson	0	1	0	2	7	8	NC	NC	14.3%▲
Burglary/Breaking and Entering	14	2	40	9	150	102	85.7%▼	77.5%▼	32.0%▼
Counterfeiting/Forgery	0	0	2	1	12	8	0.0%	50.0%▼	33.3%▼
Destruction/Damage/Vandalism of Property	23	18	100	63	486	311	21.7%▼	37.0%▼	36.0%▼
Fraud	3	0	13	3	65	48	100.0%▼	76.9%▼	26.2%▼
Larceny/Theft	44	34	173	123	858	691	22.7%▼	28.9%▼	19.5%▼
Motor Vehicle Theft	15	8	67	23	377	132	46.7%▼	65.7%▼	65.0%▼
Robbery	1	2	8	4	43	18	100.0%▲	50.0%▼	58.1%▼
Stolen Property	2	1	6	2	42	13	50.0%▼	66.7%▼	69.0%▼
Society	0	3	6	18	59	92	NC	200.0%▲	55.9%▲
Drug/Narcotic	0	2	2	12	30	67	NC	500.0%▲	123.3%▲
Pornography/Obscene Material	0	1	0	1	2	4	NC	NC	100.0%▲
Prostitution	0	0	0	0	0	1	0.0%	0.0%	NC
Weapon Law Violations	0	0	4	5	27	20	0.0%	25.0%▲	25.9%▼
Sector Totals	118	92	488	327	2496	1793	22.0%▼	33.0%▼	28.2%▼

NC = Noncalculable

Last 7 Days

Notes:

- There were no Homicide offense(s) during the last 7 days.
- 90.5% (19/21) of the Assaults were coded Simple Assault.
- There were 18 DV-related offenses.
- 77.8% (14/18) of the DV-related offenses were Persons.
- 66.7% (14/21) of the Assaults were DV-related.
- DV-related Offenses: 17 ↗ 18
- There were no Gang-Related offense(s) during the last 7 days.
- Theft from Motor Vehicle: 10 ↗ 13

Top 5 Locations - Compared to last year

- 4502 S Steele St: 15 ↔ 15
- 3873 S 66th St: 0 ↗ 5
- 8203 S Hosmer St: 0 ↗ 4
- 2219 S 37th St: 0 ↗ 3
- 2921 S 38th St: 0 ↗ 3

Top 5 Offense Locations - Compared to last year

- Parking Lot: 16 ↗ 28
- Apartment: 10 ↗ 14
- Street/Right Of Way: 13 ↘ 8
- Department Store: 4 ↗ 8
- Single Family Residence: 17 ↘ 6
- Other Business: 8 ↘ 6



Sector 4 Weekly Briefing for 19 May 2025 to 25 May 2025

The data is not National Incident Based Reporting System (NIBRS) compliant. Do not compare the results with any report using that standard. The data is dynamic and is subject to change and/or revision. The number of distinct offenses listed on a report are counted. This does not represent reports or individuals. All data is compared to last year for the same number of days or date range. Small numbers may cause large percent increases and decreases. Beginning 1 October 2022, there was a change in how TPD reports certain Aggravated Assaults and Destruction offenses.

Offense Breakdown	7 Days		28 Days		Year to Date		7 Days	28 Days	YTD
	19-May-2024	19-May-2025	28-Apr-2024	28-Apr-2025	01-Jan-2024	01-Jan-2025			
	25-May-2024	25-May-2025	25-May-2024	25-May-2025	25-May-2024	25-May-2025			
Persons	21	14	81	61	427	427	33.3%▼	24.7%▼	0.0%
Assault	20	13	77	60	391	397	35.0%▼	22.1%▼	1.5%▲
Homicide (doesn't include Negligent/Justifiable)	0	0	0	0	2	4	0.0%	0.0%	100.0%▲
Kidnapping/Abduction	1	1	1	1	7	6	0.0%	0.0%	14.3%▼
Sex Offenses, Forcible	0	0	3	0	27	20	0.0%	100.0%▼	25.9%▼
Property	85	46	317	208	1746	1196	45.9%▼	34.4%▼	31.5%▼
Arson	0	2	1	3	7	11	NC	200.0%▲	57.1%▲
Burglary/Breaking and Entering	5	8	25	23	134	124	60.0%▲	8.0%▼	7.5%▼
Counterfeiting/Forgery	0	0	0	0	7	7	0.0%	0.0%	0.0%
Destruction/Damage/Vandalism of Property	23	7	78	43	420	264	69.6%▼	44.9%▼	37.1%▼
Fraud	3	2	9	10	52	55	33.3%▼	11.1%▲	5.8%▲
Larceny/Theft	39	17	121	79	658	500	56.4%▼	34.7%▼	24.0%▼
Motor Vehicle Theft	13	8	58	33	344	157	38.5%▼	43.1%▼	54.4%▼
Robbery	0	1	11	12	62	39	NC	9.1%▲	37.1%▼
Stolen Property	2	1	12	4	55	31	50.0%▼	66.7%▼	43.6%▼
Society	4	10	23	40	91	183	150.0%▲	73.9%▲	101.1%▲
Drug/Narcotic	2	5	14	27	52	133	150.0%▲	92.9%▲	155.8%▲
Pornography/Obscene Material	0	0	1	0	3	0	0.0%	100.0%▼	100.0%▼
Prostitution	0	0	1	0	1	3	0.0%	100.0%▼	200.0%▲
Weapon Law Violations	2	5	7	13	35	47	150.0%▲	85.7%▲	34.3%▲
Sector Totals	110	70	421	309	2264	1806	36.4%▼	26.6%▼	20.2%▼

NC = Noncalculable

Last 7 Days

Notes:

- There were no Homicide offense(s) during the last 7 days.
- 53.8% (7/13) of the Assaults were coded Simple Assault.
- There were 9 DV-related offenses.
- 77.8% (7/9) of the DV-related offenses were Persons.
- 53.8% (7/13) of the Assaults were DV-related.
- DV-related Offenses: 14 ↘ 9
- There were no Gang-Related offense(s) during the last 7 days.
- Theft from Motor Vehicle: 7 ↘ 2

Top 5 Locations - Compared to last year

- 3857 Mckinley Ave: 0 ↗ 4
- 1302 S 38th St: 8 ↘ 3
- E D St & E 70th St: 0 ↗ 3
- 1301 E 72nd St: 0 ↗ 2
- 115 E 34th St: 0 ↗ 2
- S 76th St & S Bell St: 0 ↗ 2
- 7029 Pacific Ave: 0 ↗ 2
- There were 4 additional locations with 2.

Top 5 Offense Locations - Compared to last year

- Single Family Residence: 23 ↗ 24
- Parking Lot: 15 ↘ 9
- Street/Right Of Way: 16 ↘ 9
- Grocery Store: 14 ↘ 7
- Apartment: 12 ↘ 4
- Other Business: 0 ↗ 4



MEETINGS FOR THE WEEK OF JUNE 2, 2025 THROUGH JUNE 6, 2025

TIME	MEETING	LOCATION
MONDAY, JUNE 2, 2025		
5:30 PM	Tacoma Creates Advisory Board	747 Market St., Municipal Bldg., Conf. Rm. 248 Join Zoom Meeting at: https://zoom.us/j/97000956979 Telephonic: Dial 253-215-8782 Meeting ID: 970 0095 6979 Passcode: 675391 Contact Lisa Jaret at 253-591-5161
TUESDAY, JUNE 3, 2025		
9:00 AM	Hearing Examiner's Hearing*	747 Market St., Municipal Bldg., Council Chambers Visit https://tacoma.gov/hearingexaminer
9:00 AM	Police Pension/Disability Board	3628 S. 35th St., Public Utilities Bldg., ABN-Ground Floor, Retirement Conf. Rm. Join Zoom Meeting at: https://zoom.us/j/86309639383 Telephonic: Dial 253-215-8782 Meeting ID: 863 0963 9383 Passcode: 521502 Contact Cheri Campbell at 253-502-8700
10:00 AM	Government Performance and Finance Committee	747 Market St., Municipal Bldg., Conf. Rm. 248 Join Zoom Meeting at: https://zoom.us/j/84416690206 Telephonic: Dial 253-215-8782 Meeting ID: 844 1669 0206 Passcode: 614650 Contact City Clerk's Office at 253-591-5505
11:15 AM	Bid Opening**	3628 S. 35th St., Public Utilities Bldg., ABN-M1 Join Zoom Meeting at: https://zoom.us/j/88402680573 Telephonic: Dial 253-215-8782 Meeting ID: 884 0268 0573 Passcode: 070737 Contact Lisa Yost at 253-502-8468
NOON	City Council Study Session	747 Market St., Municipal Bldg., Council Chambers Join Zoom Meeting at: https://zoom.us/j/89496171192 Telephonic: Dial 253-215-8782 Meeting ID: 894 9617 1192 Passcode: 896569 Contact City Clerk's Office at 253-591-5505
	Committee of the Whole – Moved to June 17, 2025	747 Market St., Municipal Bldg., Council Chambers Join Zoom Meeting at: https://zoom.us/j/89496171192 Telephonic: Dial 253-215-8782 Meeting ID: 894 9617 71192 Passcode: 896569
5:00 PM	City Council Meeting	747 Market St., Municipal Bldg., Council Chambers Join Zoom Meeting at: https://zoom.us/j/84834233126 Telephonic: Dial 253-215-8782 Meeting ID: 848 3423 3126 Passcode: 349099 Contact City Clerk's Office at 253-591-5505
WEDNESDAY, JUNE 4, 2025		
5:00 PM	Planning Commission	747 Market St., Municipal Bldg., Council Chambers Join Zoom Meeting at: https://zoom.us/j/84416624153 Telephonic: Dial 253-215-8782 Meeting ID: 844 1662 4153 Contact Stephen Atkinson at 253-905-4146

THURSDAY, JUNE 5, 2025

9:00 AM	Hearing Examiner's Hearing*	747 Market St., Municipal Bldg., Council Chambers Visit https://tacoma.gov/hearingexaminer
10:00 AM	Fire Pension/Disability Board	3628 S. 35th St., Public Utilities Bldg., ABN-Ground Floor, Retirement Conf. Rm. Join Zoom Meeting at: https://zoom.us/j/88629750418 Telephonic: Dial 253-215-8782 Meeting ID: 886 2975 0418 Passcode: 169592 Contact Cheri Campbell at 253-502-8700
5:00 PM	Civil Service Board Meeting and Study Session	747 Market St., Municipal Bldg., Council Chambers Join Zoom Meeting at: https://zoom.us/j/85371075182 Telephonic: Dial 253-215-8782 Meeting ID: 853 7107 5182 Passcode: 657068 Contact Wendy Hobson at 253-591-2059
5:00 PM	Climate and Sustainability Tacoma Commission – Special Meeting	747 Market St., Municipal Bldg., Conf. Rm. 248 Join Zoom Meeting at: https://zoom.us/j/96320674154 Telephonic: Dial 253-215-8782 Meeting ID: 963 2067 4154 Passcode: 638370 Contact Stephen Antupit at 253-381-5195

FRIDAY, JUNE 6, 2025

NO MEETINGS SCHEDULED



Meeting sites are accessible to people with disabilities. People with disabilities requiring special accommodations should contact the appropriate department(s) 48 hours prior to the meeting time.

* Hearing Examiner's Hearings and Local Improvement District Meetings meet on an as-needed basis. Contact the Hearing Examiner's Office at 253-591-5195 to confirm whether a meeting will be held this week. Hearings may be held at various times throughout the day.

** Bid Opening will be held on an as-needed basis. Contact the Finance Procurement and Payables Office at 253-502-8468 or www.tacomapurchasing.org to confirm whether Bid Opening will be held.



**CITY OF TACOMA, WASHINGTON
OFFICE OF THE CITY COUNCIL
COUNCIL CONSIDERATION REQUEST**

TO: Mayor & City Council

FROM: Council Member Joe Bushnell and Senior Council Policy Analyst Lynda Foster

COPIES TO: Elizabeth Pauli, City Manager; Hyun Kim, Deputy City Manager; Allyson Griffith, Interim Deputy City Manager; Chris Bacha, City Attorney

SUBJECT: **Supporting the capacity and community reach for South Tacoma Green Blocks program**

DATE: May 23, 2025

I ask for your support for a Council Contingency Fund expenditure of \$15,000 to supplement the \$30,000 South Tacoma Neighborhood Planning Booster funding to conduct a full Green Blocks-scale program in the South Tacoma Neighborhood.

LEGISLATIVE INTENT:

Council Contingency Fund Request:

This funding opportunity will leverage a proven existing program model while piloting the development of a systems approach to partnering in neighborhood-level greening efforts. Urban Forestry and the Tacoma Tree Foundation will be bringing the “Green Blocks” community tree planting program to South Tacoma. Prior to the kickoff of Green Blocks, a plantable space inventory of areas within the project footprint that are suitable for tree planting will be conducted.

Green Blocks is a community outreach-driven tree planting initiative co-managed by Tacoma Tree Foundation and City of Tacoma Urban Forestry, which entails door-to-door outreach along priority planting corridors and working with individual property owners to select, deliver, and plant trees in the public right-of-way adjacent to their properties, at no charge. The program culminates in a volunteer community tree planting event where volunteers provide planting assistance. Previous Green Blocks programs have resulted in hundreds of new trees planted in the Tacoma Mall (2022), McKinley (2023), Lincoln (2024), and Hilltop (2025) neighborhoods.

During the \$50,000 participatory budgeting process for the South Tacoma Neighborhood Planning Booster Grant, which received over 600 votes, the community voted to fund two projects. The top project was tree planting support receiving \$30,000. Staff then reached out to Urban Forestry, Parks Tacoma, the Tacoma Tree Foundation (TTF), and the Trust for Public Land to collaborate on a project for South Tacoma.

The \$15,000 of Council Contingency Funding will supplement the \$30,000 South Tacoma Neighborhood Planning Booster funding. The additional \$15,000 allows the program to move forward at full scale, similar in scope and size to previous iterations of Green Blocks in other neighborhoods. While the Booster Grant and Council Contingency Funding will primarily support the administrative needs for the program, the City’s Urban Forestry Program will supplement with

Fee-in-Lieu funds to support the program, including the purchase of trees, soil, mulch, stakes, watering bags, and other supporting materials.

FUNDING REQUESTED:
\$ 15,000

DESIRED RESOLUTION DATE: June 10, 2024

COMMUNITY ENGAGEMENT/ (CUSTOMER RESEARCH):

The South Tacoma Neighborhood Plan was co-created with the South Tacoma community.

Engagement included 1,300+ “engagements” with community members:

- 4 focused community events and meetings: 200+ participants
- 13+ interview conversations with key collaborators
- 2 online community surveys and 1 interactive map: 200+ replies
- 2 phases of multilingual outreach (in 6 languages): 200+ responses in Vietnamese, Spanish, Korean, Russian, and Ukrainian
- 2 walking tours: 50+ participants
- 4 pop-up events: 190 comments received
- 3 focus groups: 24 participants
- Tabling at 3 community events to collect community booster votes: 300+ participants
- Community briefings (Neighborhood Council; Business District)

2025 STRATEGIC PRIORITIES:

Equity and Accessibility: As of 2017, an analysis of LiDAR data showed that Tacoma’s tree canopy is not distributed evenly across the city, with some census blocks in low opportunity areas experiencing as low as 3 percent tree canopy cover, while others in high opportunity areas have as great as 64 percent tree canopy cover.¹ This results in low opportunity areas experiencing greater urban heat island effects, as well as limited access to other social, environmental, and economic benefits provided by greater tree canopy. By protecting and expanding Tacoma’s urban forest, the City can better ensure that all residents have the ability to reap the economic, health, and social benefits of green infrastructure and green space.²

Economy/Workforce: *Equity Index Score:* Low Opportunity

Increase the number of infrastructure projects and improvements that support existing and new business developments.

Decrease the number of vacant properties downtown and in the neighborhood business districts.

Civic Engagement: *Equity Index Score:* Low Opportunity

Increase the percentage of residents who believe they are able to have a positive impact on the community and express trust in the public institutions in Tacoma.

Increase the number of residents who participate civically through volunteering and voting.

Livability: *Equity Index Score:* Low Opportunity

Improve health outcomes and reduce disparities, in alignment with the community health needs assessment and CHIP, for all Tacoma residents

How does your policy, program, or service help or harm the health of the natural environment?² (e.g. reduction in carbon emissions, open space conditions, sustainability, clean air, water and soil, and noise and light pollution).

¹ [City of Tacoma - Canopy Cover](#)

² [Tacoma Community Forestry](#)

Explain how your legislation will affect the selected indicator(s)?

During this engagement tree planting and tree canopy support was one of the top requests from community. This is reflected in the Health and Environment goal: Healthy, Sustainable Environment – Create a sustainable, healthy, resilient, thriving community with clean air and water, a healthy tree canopy, and access to health and wellness facilities. Financially supporting this goal demonstrates to community that their input in the South Tacoma Neighborhood Plan will shape Council policies. Enhancing the tree canopy will also create a more vibrant and walkable neighborhood, which will encourage foot traffic and economic activity in the South Tacoma Business District.

ALTERNATIVES:

Alternative	Positive Impacts	Negative Impacts
1. Do not provide additional funding for this program	Preserve contingency funds for other Council priorities	The program administration budget (the community engagement, plantable space/site suitability inventory work, coordination with property owners, and volunteer/event coordination) would be significantly reduced, resulting in a smaller focus area, less on-the-ground community engagement, and most likely, less trees planted.

EVALUATIONS AND FOLLOW UP:

In the wider context, this version of Green Blocks will serve as a pilot for cooperation across institutional partners in future greening efforts. In this case, Parks Tacoma, through a partnership with the Trust for Public Lands will be looking for ways to operationalize overlapping goals between Parks Tacoma and the City of Tacoma, specifically as it relates to increased greening along public corridors (ex: parks equity access, urban forest management plans, safe routes to school, neighborhood planning, depave program, etc.). Trust for Public Lands will be helping to analyze a wide swath of datasets to illustrate opportunity and constraints for joint greening efforts including: properties of major public landowners (Parks, City, TPU, WSDOT, TPS, etc), existing and near-future capital development projects, Sound Transit station access improvements, Vision Zero corridors, Safe Routes to School walking routes, major anticipated private investments, etc. This overlay will guide implementation of greening efforts in South Tacoma and will provide a model for maximizing partnership opportunities for greening efforts in other areas of Tacoma.

SPONSOR RECOMMENDATION:

Sponsors recommend adopting this contingency fund request to bring the “Green Blocks” community tree planting program to South Tacoma at full scale.


FISCAL IMPACT:

This resolution will allocate \$15,000 in Council Contingency Funds. This project will require the trees, soil, mulch, stakes, watering bags, and any other supporting materials to be provided by the

City's Urban Forestry Program, through the use of In-Lieu-Fees, as well as Urban Forestry staff time to administer the program.

If you have a question related to the Council Contingency Fund Request, please contact Lynda Foster at 253.591.5166 or lfoster@Tacoma.gov.

SUBMITTED FOR COUNCIL CONSIDERATION BY: _____


Council Member Bushnell

SUPPORTING COUNCIL MEMBERS SIGNATURES (2 SIGNATURES ONLY)

(Signatures demonstrate support to initiate discussion and consideration of the subject matter by City Council for potential policy development and staff guidance/direction.)

1.  POS# 3

2.  POS# 6

Mayor's initials _____



(Mayor's initials for awareness only to ensure alignment and coordination of emergent policies.)

Contingency Commitments

		Funding Amount
2025		\$ 321,709.00
Resolution 41610		
Council Requested - Golden Gloves Sponsorship	\$	10,000.00
Council Contingency fund expenditure of \$10,000 to support the 76 th Annual Golden Gloves Boxing Tournament in Tacoma.		
Substitute Ordinance 29002		
Grand Cinema Capital Campaign	\$	50,000.00
Dedicate \$50,000 of the 2025-2026 Budget for Council Contingency to the Grand Cinema Capital Campaign for improvements to the Merlino Building.		
Substitute Ordinance 29002		
Rebuilding Hope Capital Campaign	\$	25,000.00
Dedicate \$25,000 of the 2025-2026 Budget for Council Contingency for the Rebuilding Hope Capital Campaign.		
Resolution 41681		
Tacoma Porchfest	\$	10,000.00
Council Contingency fund expenditure of \$10,000 to sponsor Tacoma Porchfest.		
To Study Session June 3, 2025		
South Tacoma Green Blocks Program	\$	15,000.00
Council Contingency Fund expenditure of \$15,000 to Supplement the \$30,000 South Tacoma Neighborhood Planning Booster funding to conduct a full green blocks-scale program in the South Tacoma Neighborhood.		
Starting Balance		
	\$	321,709.00
Total Amount Allotted		
	\$	110,000.00
Current Balance		
	\$	211,709.00

Date	Meeting	Subject	Department	Background
June 3, 2025	Study Session (Hybrid Council Chambers / Dial-in 12:00 p.m.)	Opioid Settlement Fund	Neighborhood and Community Services - Caleb Carbone & Sarah Bridgeford	Staff from NCS will provide an update on the Opioid Settlement Fund and discuss the timeline to develop a strategy, provide data, other jurisdiction comparisons and funding plan.
		Council Consideration Request - Neighborhood Tree Planting	Council Member Bushnell	
	City Council Meeting (hybrid Council Chambers /dial-in 5:00 PM)			
June 10, 2025	Study Session (Hybrid Council Chambers / Dial-in 12:00 p.m.)	Website Modernization Project Briefing	Media and Communications - Amy Clancy , Goldin Doles Information Technology - Enzhou Wang	The city's new website, Tacoma.gov, is scheduled to launch on April 30, 2025. To help increase belief and trust, we'd like to share information about the new features and sections of the website and what the community can expect on the new site. We will also be transitioning @cityoftacoma.org email addresses on May 9, 2025, to @tacoma.gov so we'd like to provide an update on the domain change project as it goes hand-in-hand with the website modernization project
		One Tacoma Comprehensive Plan Hearing Debrief	Planning and Development Services - Stephen Atkinson, Maryam Moeinian, Alyssa Torrez, Carrie Wihelme	
	City Council Meeting (hybrid Council Chambers /dial-in 5:00 PM)			
June 17, 2025	Study Session (Hybrid Council Chambers / Dial-in 12:00 p.m.)			
	Committee of the Whole - (Immediately Following the Study Session) hybrid / Council Chambers	Revenue Strategy	Finance	
		Regional Fire Authority Informational Briefing	City of Tacoma Fire Department	
	City Council Meeting (hybrid Council Chambers /dial-in 5:00 PM)			
June 24, 2025	Study Session (Hybrid Council Chambers / Dial-in 12:00 p.m.)			
	City Council Meeting (hybrid Council Chambers /dial-in 5:00 PM)			
July 1, 2025	Study Session (Hybrid Council Chambers / Dial-in 12:00 p.m.)			
	Committee of the Whole - (Immediately Following the Study Session) hybrid / Council Chambers			
	City Council Meeting (hybrid Council Chambers /dial-in 5:00 PM)			
July 8, 2025	Study Session (Hybrid Council Chambers / Dial-in 12:00 p.m.)	Tacoma Smelter Plume Annual Update	Tacoma Smelter Plume - Justin Zakoren, Yard Program Manager	Staff will provide their annual update to the Mayor and Council Members
	City Council Meeting (hybrid Council Chambers /dial-in 5:00 PM)			

Community Vitality and Safety Committee			
Committee Members (Chair) CM Rumbaugh, (Vice Chair) CM Walker, CM Sadalge, and CM Scott Alternate: CM Diaz Executive Liaison: Katie Johnston; Coordinator: D'Angelo Baker		2nd and 4th Thursdays of the month 4:30pm Zoom and TMB 248	CBC Assignments • Commission on Disabilities • Commission on Immigrant and Refugee Affairs • Community's Police Advisory Committee • Housing Authority • Human Rights Commission • Human Services Commission • Public Library Board • Tacoma Community Redevelopment Authority
Date	Topic	Presenter(s)	Description
June 12, 2025	Rental Housing Code/Landlord Fairness Code and Landlord Tenant Program Informational Briefing and Comparative Analysis	ChiQuata Elder, Community & Economic Development	Informational briefing that offers an overview of the current state of the respective programs and codes. Staff will also review other jurisdictions rental housing codes/policies and implementation impacts.
June 26, 2025	Code Compliance Informational Briefing	Mindee Weber, Code Compliance, Planning and Development Services	Informational update on current code compliance work and process improvements.
July 10, 2025	Building Resilience Against Youth Violence and Exploitation (BRAYVE) Mayor Briefing	Vicky McLaurin, Systems and Strategy Division Manager, Neighborhood and Community Services	
July 24, 2025	Tacoma Area Commission on Disabilities Interviews	Nicole Emery, City Clerk	Interviews to fill vacancies on the Tacoma Area Commission on Disabilities.

Economic Development Committee			
Economic Development Committee			
Committee Members (Chair) DM Daniels, (Vice Chair) CM Diaz, CM Bushnell, and CM Scott Alternate: CM Rumbaugh; Executive Liaison: Tanja Carter; Coordinator: Anna Le		2nd, 4th, and 5th Tuesdays of the month 10:00am Zoom and TMB 248	CBC Assignments • City Events and Recognition Committee • Equity in Contracting Advisory Committee • Convention Center Public Facilities District • Tacoma Arts Commission • Tacoma Creates Advisory Board
Date	Topic	Presenter(s)	Description
June 10, 2025	City Events and Recognitions Committee Interviews	Nicole Emery, City Clerk	The Committee will conduct interviews to fill six seats on the City Events and Recognitions Committee for terms to begin July 1, 2025.
	Economic Development Strategic Plan Work Session	Debbie Bingham, Business and Economic Development Program Manager, Community and Economic Development	The eighth strategic plan work session will focus on objective 8 of the Economic Development Strategic Plan: Choose Tacoma in Which to Live, Work, and Explore.
June 24, 2025			
July 8, 2025			
July 22, 2025	Tacoma Creates Advisory Board Interviews	Nicole Emery, City Clerk	The Committee will conduct interviews to fill three seats on the Advisory Board for terms to begin August 1, 2025.
July 29, 2025	Green Economy Update	Paul Bakker, Business and Economic Development Analyst, Community and Economic Development	

Government Performance and Finance Committee			
Committee Members (Chair) CM Hines, (Vice Chair) CM Bushnell, DM Daniels, and CM Rumbaugh Alternate: CM Walker Executive Liaison: Andy Cherullo; Coordinator: D'Angelo Baker		1st and 3rd Tuesdays of the month 10:00am Zoom and TMB 248	CBC Assignments • Audit Advisory Board • Board of Ethics • Civil Service Board • Public Utility Board
Date	Topic	Presenter(s)	Description
June 3, 2025	Proposal for a New After-Hours Nightlife License and Amendments to Entertainment Licenses	Danielle Larson, Tax & License Manager, Finance Department	Staff from Tax & License will present on (1) a proposal to create a new After Hours Nightlife Club license; and (2) propose a few amendments to Entertainment licenses
	Amendments to Subtitle 6B – License Code	Danielle Larson, Tax & License Manager, Finance Department	Staff from Tax & License will present on proposed amendments to Subtitle 6B – License Code to align with updates to the State Licensing Model Ordinance, update regulatory license fees to reflect current cost of review and administration of the license and clean-up of language and code cites for clarity and consistency throughout the licensing chapters.
June 17, 2025	Multi-Family Tax Exemption (MFTE)	Debbie Bingham, Community & Economic Development (CED)	Staff from CED will present an update on the Multi-Family Tax Exemption Program.
July 1, 2025	Consumption Assumptions for New Customers OF Environmental Services	ES Staff	Staff from Environmental Services will present on modifications to TMC 12.08B.210.C related to assumed water use for new residential customers.
	Rail South Intermodal Yard (SIM) Lease	Tacoma Rail Staff	Lease of TPU-Rail's South Intermodal Yard to the North West Seaport Alliance (NWSA) for continued use as a domestic intermodal freight rail facility.
	2024 Moss Adams Exit Conference	Olga Darlington	Staff from Moss Adams will present on audit results for the 2024 Utilities Audit - Water, Power, Rail, Solid Waste, Wastewater and Surface Water.
July 15, 2025	Advanced Meter Project (AMI) Update	TPU Staff	Staff from TPU will provide an update on the Advanced Meter Project.

	Monthly Budget Update	Andy Cherullo, Finance Director	Staff from OMB will present on topics related to the current biennium budget, revenue collections and expenditures, and other issues related to budgeting.
--	-----------------------	---------------------------------	--

Infrastructure, Planning, and Sustainability Committee			
Committee Members (Chair) CM Walker, (Vice Chair) CM Diaz, CM Hines, and CM Sadalge Alternate: CM Bushnell Executive Liaison: Ramiro Chavez; Coordinator: Anna Le		2nd and 4th Wednesdays of the month 4:30pm Zoom and TMB 248	CBC Assignments • Board of Building Appeals • Climate and Sustainability Commission • Landmarks Preservation Commission • Planning Commission • Transportation Commission • Urban Design Board
Date	Topic	Presenter(s)	Description
June 11, 2025	Planning Commission Interviews	Nicole Emery, City Clerk	The Committee will conduct interviews to fill three seats on the Commission for terms to begin July 1, 2025.
	Transportation Impact Fee Update	Jennifer Kammerzell, Interim Transportation Division Manager, Public Works; Kendra Breiland, Principal, Fehr & Peers	Public Works Department and Fehr & Peers staff will update the Committee on Transportation Impact Fee program development. Impact fees are one-time fees jurisdictions can use to help pay for the cost of capital improvements that are needed to accommodate new growth.
June 25, 2025	Cancelled	--	--
July 9, 2025	Cancelled	--	--
July 23, 2025	Board of Building Appeals Interviews	Nicole Emery, City Clerk	The Committee will conduct interviews to fill five seats on the Board for terms to begin August 1, 2025.