



## WEEKLY REPORT TO THE CITY COUNCIL

June 2, 2022

Members of the City Council  
City of Tacoma, Washington

**Dear Mayor and Council Members:**

### ITEMS OF INTEREST

1. City Manager Elizabeth Pauli provides the attached approved **Purchase Contract Awards** for the week of May 30, 2022.
2. The Human Resources Department provides the attached report of the **Tacoma Police Department's staffing numbers, vacancy count, hires and separations** as of Tuesday, May 24, 2022.
3. The Office of Arts and Cultural Vitality's Arts Administrator Amy McBride provides the attached **Tacoma Creates Participatory Budgeting update**.
4. Planning and Development Services Director Peter Huffman reports that the Planning Commission has **completed its review of the proposed amendments to the One Tacoma Comprehensive Plan and Land Use Regulatory Code for 2022 (2022 Amendment)** and forwarded its recommendations to the City Council on May 4, 2022. **The 2022 Amendment package includes four applications: 1) NewCold land use designation change, 2) South Sound Christian Schools land use designation changes, 3) work plan for South Tacoma Groundwater Protection District code amendments, and 4) minor plan and code amendments.** The City Council will conduct a study session and public hearing on June 7, 2022, to consider adopting the 2022 Amendment on June 21, 2022. To review the Commission's recommendations and relevant information, please visit [www.cityoftacoma.org/2022amendment](http://www.cityoftacoma.org/2022amendment).
5. **Tacoma Public Utilities Director Jackie Flowers and Environmental Services Director Mike Slevin co-hosted a hybrid listening session on May 26, 2022.** Based on customer feedback, Jackie Flowers and Mike Slevin provided a new opportunity for customers to learn and give feedback about the ratemaking process for the City of Tacoma's utilities. Please see the attached meeting summary.
6. The Community and Economic Development Department hosted its first quarterly Workshop on **"How To Do Business With the City of Tacoma" on Wednesday, June 1, 2022.** Please see the attached event summary.
7. Please see the attached City of Tacoma **Weekly Meeting Schedule**.

8. Police Chief Avery Moore provides the attached **Weekly Crime Report**.
9. City-funded Temporary and Emergency Shelter Performance: The City posts weekly information about its Temporary and Emergency Shelter locations including current census, number of available beds and exits to housing. This information can be found at: <https://cms.cityoftacoma.org/NCS/City%20Authorized%20Emergency%20Shelter%20Sites/Weeklydataupdate.pdf> and is updated weekly.
10. Competitive Funding 2023-2024: The Neighborhood & Community Services Department released a Notice of Funding Availability for 2023-2024 contract funding on June 1, 2022. **The solicitation may be accessed at [www.cityoftacoma.org/bids](http://www.cityoftacoma.org/bids)**. Funding is limited to Mental Health and Substance Use Disorder funds and programs will need to demonstrate an alignment to that funding source as part of the application process. NCS plans to conduct a similar process for General Funds later in the year as the 2023-2024 budget is finalized. NCS and Purchasing staff will host two pre-proposal trainings for interested applicants on June 2, 2022, and June 8, 2022.
11. Encampment Outreach: The City's Homeless Engagement and Alternatives Liaison (HEAL) Team (formerly the Homeless Outreach Team) performs encampment outreach throughout the week to provide individuals opportunities to connect to shelter, behavioral health, substance use and employment services. For the week of May 23-27, 2022, **staff visited five locations. This resulted in twenty-seven individuals being contacted and four individuals connected to resources.**
12. Rental Assistance: The rental assistance portal is open! Residents may find more information at <https://www.piercecountywa.gov/7142/Rental-Assistance>. The program provides up to 12 months of back assistance dating back to March 2020 as well as three months future assistance and serves households up to 80% of Pierce County Area Median Income. Applicants may also qualify for utility assistance through the program. Since 2021, the City has provided 937 households with \$6,733,952 in rental assistance (**this is an increase of 21 households and \$103,412, in assistance over last report**). The City has now fully expended its ERA 1 award and its set aside for utility assistance from ERA 2 funds. Households needing utility assistance are still able to access that assistance through the portal and are supported by available funding from Pierce County. When we launched this program in 2020, we set a goal of having at least 45% of the households served headed by a person of color, to date, 65% of the households served are headed by a person of color. The City's Rental Assistance Fund at the Greater Tacoma Community Foundation has received 30 gifts totaling \$32,820.
13. Senior Meal Delivery: Access to healthy meals is important to our senior population and the City has adjusted contracted services during the COVID-19 pandemic to ensure seniors can still access food while senior centers are not operating. **The City's contracted partner ensured pickup and delivery of 258 meals for the week of May 23-27, 2022.**

**STUDY SESSION/WORK SESSION**

14. **The City Council Study Session of Tuesday, June 7, 2022, will be conducted as a hybrid meeting.** This meeting can be attended in-person at the Tacoma Municipal Building, Council Chambers located at 747 Market Street on the 1<sup>st</sup> floor or be heard by dialing (253) 215 – 8782 or through Zoom at: [www.zoom.us/j/89496171192](http://www.zoom.us/j/89496171192) and entering the meeting ID 894 9617 1192; and passcode 896569 when prompted. This meeting will be broadcast on TV Tacoma and live streamed on Facebook.

Discussion items will include: (1) **Comprehensive Plan and Land Use Regulatory Code Proposed Amendments**; (2) **Vision Zero and Speed Limit Reduction Plan Update**; (3) **City of Tacoma’s Six-Year Forecast for General and Supported Funds**; (4) **Other Items of Interest: Council Consideration Request – Infant Formula**; (5) **Committee Reports**; (6) **Agenda Review and City Manager’s Weekly Report.**

On our first agenda item, staff will be discussing the **proposed amendments to the Comprehensive Plan and Land Use Regulatory Code for 2022** (“2022 Amendment”), as recommended by the Planning Commission.

On our second agenda item, Public Works staff will present a **recommendation to lower the speed limit in residential districts to 20 MPH and in select neighborhood business districts to 25 MPH.** Lowering the speed limit supports the City’s Vision Zero effort to eliminate traffic fatalities and serious injuries by 2035.

On our third agenda item, staff will provide the **City’s six-year financial forecast for the general and supported funds.** This forecast will help staff assess the City’s financial position ahead of the 2023-2024 biennial budget process.

Under other items of interest, the following item will be discussed:

- Council Consideration Request – Council Member Kristina Walker: Infant Formula through Multicultural Childcare Center

15. The updated **Tentative City Council Forecast and Consolidated Standing Committee Calendars** are attached for your information.

**MARK YOUR CALENDARS**

16. There are no new events currently.

Sincerely,



Elizabeth Pauli  
City Manager

EAP:ram

**Purchase Contract Awards**  
**For Weekly Report to the City Manager**

**Week of May 30, 2022**


<b>Specification</b>	<b>Description</b>	<b>Awardee</b>	<b>Amount</b>
<b>PW22-0059F</b>	<b>15th Street Transient Moorage Dock Replacement</b>	<b>American Construction Co, Inc</b>	<b>\$669,500, plus a 10 percent contingency, for a cumulative total of \$736,450, plus applicable taxes</b>



City of Tacoma

City Manager Action Memorandum

**TO:** Elizabeth Pauli, City Manager

**FROM:** Jeffrey A. Jenkins, Interim Director, Public Works   
Darius Thompson, Engineering Project Manager, Public Works

**COPY:** City Council, City Clerk, EIC Coordinator, LEAP Coordinator, and Tina Eide,  
Senior Buyer, Finance/Purchasing

**SUBJECT:** 15<sup>th</sup> Street Transient Moorage Dock Replacement  
Request for Bids - Specification No. PW22-0059F

**DATE:** May 16, 2022

Pursuant to the City of Tacoma March 12, 2020, state of emergency proclamation in response to COVID-19, made in accordance with Tacoma Municipal Code Chapter 1.10., contract awards for purchases must be approved by the City Manager or delegee.

**RECOMMENDATION SUMMARY:**

The Public Works Department recommends a contract be awarded to American Construction Co, Inc, Tacoma, WA, in the amount of \$669,500, plus a 10 percent contingency, for a cumulative total of \$736,450, plus applicable taxes, budgeted from various departmental funds, for removal and replacement of a dock and float system along the Thea Foss Waterway.

**STRATEGIC POLICY PRIORITY:**

- Strengthen and support a safe city with healthy residents.
- Assure outstanding stewardship of the natural and built environment.

This dock replacement is to provide safe, long-term access to the transient moorage station located at the project site.

**BACKGROUND:**

The existing dock was constructed in 1975 and is in need of being replaced. The existing structure consists of a floating dock supported by steel guide piles. The dock is accessed by a hinged gangway that is supported by a 350 square foot timber pier. There are currently no functioning utilities as a part of this dock configuration. These structures are used by both pedestrian and boat traffic for recreational activities.

**ISSUE:** This project will remove and replace approximately 225 linear feet of dock floats and install a new steel gangway ramp utilized for transient moorage along the Thea Foss Waterway.

**ALTERNATIVES:** The alternative to this project is not remove the dock and floats system and keep the older deteriorating structure in place.

**COMPETITIVE SOLICITATION:**

Request for Bids Specification No. PW22-0059F was opened March 22, 2022. No companies were invited to bid in addition to normal advertising of the project. Three submittals were received.



City of Tacoma

American Construction Co, Inc submitted a bid that resulted in the lowest submittal after consideration from our Construction Management Group. The table below reflects the amount of the base award.

<u>Respondent</u>	<u>Location</u> <i>(city and state)</i>	<u>Submittal Amount</u>
<b>American Construction Co Inc</b>	<b>Tacoma, WA</b>	<b>\$669,500</b>
Quigg Bros Inc	Aberdeen, WA	\$737,500
Rognlin's Inc	Aberdeen, WA	\$992,500

Pre-bid Estimate: \$544,964

The recommended award is 23 percent above the pre-bid estimate.

Based on the estimated working days, staff believes this project will result in 1,920 labor hours.

CONTRACT HISTORY: New contract.

SUSTAINABILITY: This project will improve the City's infrastructure and the safety of residents during motorized and non-motorized activities.

EIC/LEAP COMPLIANCE: There was no EIC requirement. The Local Employment and Apprenticeship Training Program (LEAP) requirements are Local Employment Goal of 15 percent.

#### FISCAL IMPACT:

##### EXPENDITURES:

FUND NUMBER & FUND NAME	COST OBJECT (CC/WBS/ORDER)	COST ELEMENT	TOTAL AMOUNT
RCO Grant	CIP-00039-05-01	4334235	\$529,337
1065 Fund Contribution	CIP-00039-05-01	6311000	\$200,000
General Funds	CIP-00039-05-01	6311010	\$7,113
<b>TOTAL</b>			<b>Up to \$736,450</b>

##### REVENUES:

FUNDING SOURCE	COST OBJECT (CC/WBS/ORDER)	COST ELEMENT	TOTAL AMOUNT
RCO Grant	CIP-00039-FS-02	4334235	\$529,337
1065 Fund Contribution	CIP-00039-FS-02	6311000	\$200,000
General Funds	CIP-00039-FS-04	6311010	\$7,113
<b>TOTAL</b>			<b>\$736,450</b>



City of Tacoma

---

**FISCAL IMPACT TO CURRENT BIENNIAL BUDGET: \$736,450**

**ARE THE EXPENDITURES AND REVENUES PLANNED AND BUDGETED? Yes**

**IF EXPENSE IS NOT BUDGETED, PLEASE EXPLAIN HOW THEY ARE TO BE COVERED. N/A**

APPROVED

DocuSigned by: 5/20/2022  
*Elizabeth Pauli*  
D9173CB8486D40B...

City Manager/Deputy City Manager

<sup>DS</sup> 5/18/2022  
*PB*

<sup>DS</sup> 5/18/2022  
*KJ*

<sup>DS</sup> 5/19/2022  
*AC*

# Tacoma Police Department

- Current Vacancy Count

Commission	Non-Commission
48	1

- Offers Extended

Start Date	Lateral	Recruit	Leadership
06/06/2022	1	3	
06/21/2022	1		
07/05/2022			1

\*Current vacancy count does not account for offers extended



# Tacoma Police Department

Tacoma Police Department Positions:

406

<b>Commissioned</b>			<b>366</b>
<b>Budgeted Positions By Rank</b>	<b>Filled Funded Positions</b>	<b>Vacant Funded Positions</b>	<b>Total Funded Positions</b>
Chief	1	0	1
Deputy Chief	1	0	1
Assistant Chief	2	1	3
Captain	5	0	5
Lieutenant	15	0	15
Sergeant	37	5	42
Detective	57	1	58
Patrol Officer	200	41	241
<b>Total</b>	<b>318</b>	<b>48</b>	<b>366</b>

<b>Non-Commissioned:</b>			<b>40</b>
<b>Budgeted Positions By Classification</b>	<b>Filled Funded Positions</b>	<b>Vacant Funded Positions</b>	<b>Total Funded Positions</b>
Animal Control Supervisor	1	0	1
Animal Control Officer	3	0	3
Administrative Assistant	1	0	1
Community Relations Specialist	1	0	1
Crime Analyst, Sr	1	0	1
Crime Analyst	1	0	1
Crime Program Technician	1	1	2
Forensic Manager	1	0	1
Forensic Services Supervisor	2	0	2
Latent Print Examiner	3	0	3
Forensic Specialist	1	0	1
Crime Scene Technician	7	0	7
Financial Manager	1	0	1
Financial Assistant	3	0	3
Office Manager	1	0	1
Police Admin Support Specialist	10	0	10
Police Chief of Staff	1	0	1
<b>Total</b>	<b>39</b>	<b>1</b>	<b>40</b>

# Tacoma Police Department

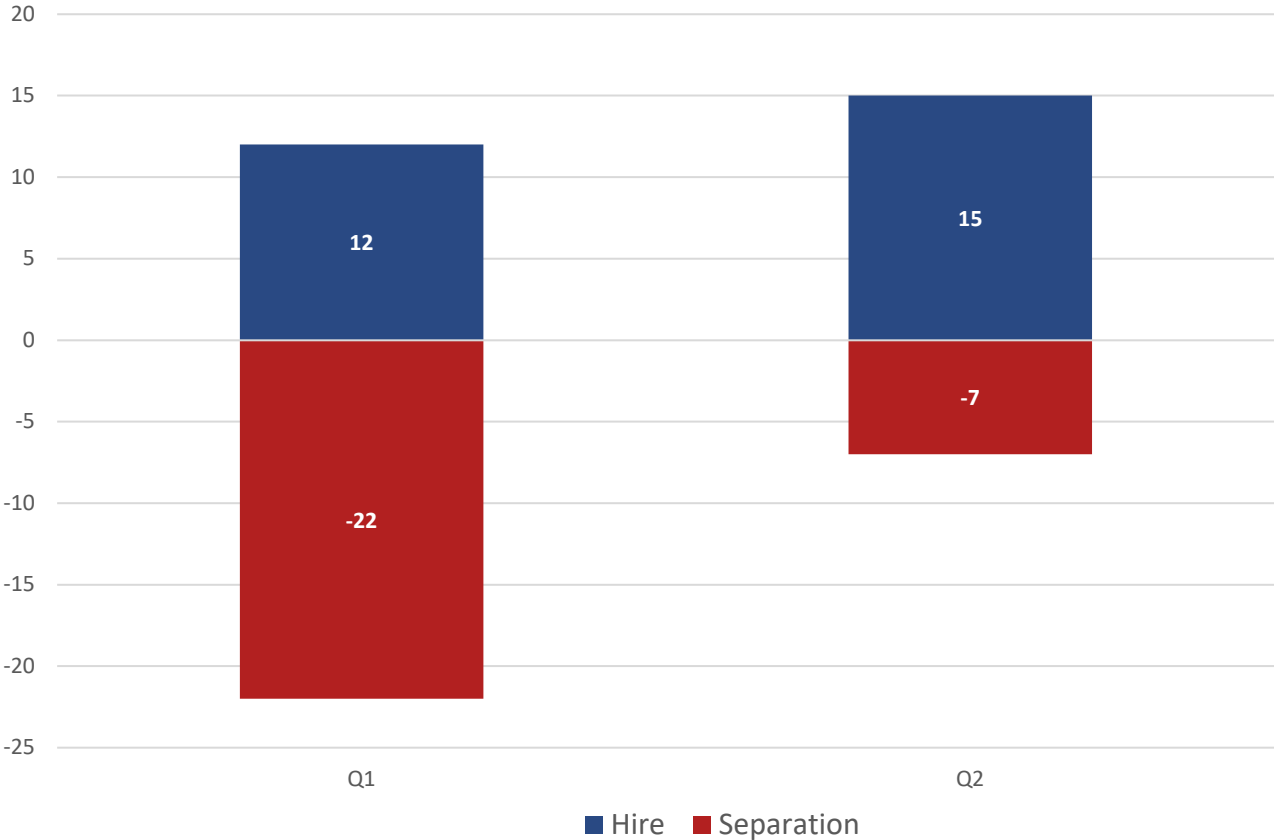
## YTD Hires 2022 (Commission Only)

Police Chief	1
Police Deputy Chief	1
Police Chief Asst	1
Police Officer	6
Police Officer Recruit	18
Total	27

## YTD Separations 2022 (Commission Only)

Death	1
Deferred Retirement	1
Dismissal	1
Other Position	5
Resignation No Reason Given	2
Resignation Personal	3
Retirement - Service	16
Total	29

YTD Hires & Separations



# Tacoma Police Department

Police Officer Recruit	Avg. time from hire to street: 18-19 mos.
First Day - Academy	30 days
Academy	22 – 24 weeks
Post Academy Department Training (employee will serve a 12-month probation)	30 days
Post Commission On-The-Job Training (candidate is evaluated by Police Training Officers in monthly rotations)	4 mos.
Final Phase of Probation (counted toward minimum staffing levels)	7 mos.

In-state Lateral	Avg. time from hire to street: 2 weeks
Start - On the street (employee will serve a 12-month probation)	2 weeks

Out-of-state Lateral	Avg. time from hire to street: 4 weeks
Equivalency Academy (employee will serve a 12-month probation)	2 weeks
Tacoma Specific Training	2 weeks



City of Tacoma  
Office of Arts & Cultural Vitality

## Tacoma Creates Participatory Budgeting Update

A recent [news release](#) announces the cultural projects that were selected by community members in the Eastside and South Tacoma, through a participatory budgeting project led by the Public Health Centers for Excellence at Tacoma-Pierce County Health Department in partnership with Tacoma Creates. People of all ages who live, work, go to school, or have kids who go to school in Tacoma's 98404 or 98409 ZIP codes were invited to vote on proposed cultural projects supported by \$100,000 in Tacoma Creates funding. The Eastside and South Tacoma are among Tacoma-Pierce County Health Department's Communities of Focus.

Three proposals for each community were developed by local advisory boards from the Eastside and South Tacoma respectively, from thousands of ideas submitted by community members.

Public voting was open from April 1 – May 13, 2022. Over five thousand community members of all ages across the Eastside and South Tacoma voted to select the cultural projects they most want to see in their communities: a Multicultural Festival Series in the Eastside and a South Tacoma Heritage Festival.

### Eastside

In the Eastside, the Multicultural Festival Series netted 65 percent of the vote and will include three cultural celebrations: Lunar New Year, Juneteenth, and Dia de los Muertos. Each family-friendly festival will be one to two days long, and offer a wide array of performances, storytelling, food, art, and activities. The project will be developed and implemented by the Tacoma Refugee Choir, working in partnership with local cultural groups.

The remaining 35 percent of votes in the Eastside were split between two other project proposals: Light Up the City, a series of pop-up light shows and interactive workshops, which would have been developed and implemented by Permaculture Lifestyle Institute, and the Tacoma Eastside Freewall, a dedicated location for mural painters with workshops for youth and young adults, which would have been developed and implemented by Fab-5.

### South Tacoma

In South Tacoma, the South Tacoma Heritage Festival netted 56 percent of the vote and will celebrate community diversity while promoting cross-cultural solidarity with a two-day event featuring dance, music, cultural presentations, kids' activities, and more. There will also be science and engineering themed learning opportunities that focus on concepts and techniques as well as career possibilities. The Asia Pacific Cultural Center will develop and implement this project, in coordination and engagement with local grassroots organizations.

The remaining 44 percent of votes in South Tacoma were split between two other project proposals: Rock the Block, a series of friendly competitions to showcase local talent, which would have been developed and implemented by Real Art Tacoma, and a Cross-Cultural Community Mural, a mural-creation process focused on the diverse cultures of South Tacoma, which would have been developed and implemented by Fab-5.

Tacoma Creates Tacoma Creates is a voter-approved initiative to increase access to arts, culture, heritage, and science experiences throughout Tacoma by reducing barriers to access and expanding offerings, particularly for underserved youth. Tacoma Creates is embedded within the City of Tacoma's Office of Arts & Cultural Vitality.



To: Elizabeth Pauli, City Manager

From: John Gaines, Community Relations Manager, TPU

Copy: Jackie Flowers, Director of Utilities  
Michael P. Slevin III, P.E., Director, Environmental Services

Date: June 1, 2022

Subject: Summary of May 26, 2022 Utility Rates Listening Session

Environmental Services Director Mike Slevin and Tacoma Public Utilities Director Jackie Flowers co-hosted a hybrid listening session on May 26, 2022 at 6pm. Based on customer feedback, Jackie Flowers and Mike Slevin provided this new, earlier opportunity for customers to learn and provide feedback about the ratemaking process for the City of Tacoma's utilities. Below is a summary of the meeting.

#### Meeting summary

- 5 in-person attendees in the auditorium, approximately 13 customers attended virtually via Zoom
- All questions were addressed during the event or follow-up actions were identified by staff
- Staff responded to questions and comments on the following topics
  - Calculation of stormwater bills – Mr. Slevin connected the customer with staff in the room and pledged to learn more about for the individual customer's situation
  - Interest in neighborhood clean-ups
  - Wastewater nutrient removal
  - Community interest in assessing impact fees
  - Interest by the South Tacoma Neighborhood Council in hosting a similar forum
  - Support for utility staff working in the Customer Services Department
- The event concluded at approximately 7:15pm



City of Tacoma

Memorandum

**TO: Elizabeth Pauli, City Manager**  
**FROM: Gary Lizama, Community & Economic Development**  
**Jeff Robinson, Director, Community & Economic Development**  
**SUBJECT: Equity in Contracting Quarterly Workshop Series**  
**DATE: June 1, 2022**

---

The Community and Economic Development Department hosted its first quarterly Workshop on “How To Do Business With the City of Tacoma” on Wednesday, June 1, 2022.

The topics covered in this workshop included the following:

- Equity in Contracting Program Overview
- What does the City buy?
- Bid/Contracting Process
- Project Forecasts
- Tax and License Requirements
- Insurance and Bonding Requirements
- Technical Assistance
- WA State Office of Minority & Women’s Business Enterprises (OMWBE) Certification Process

The workshop had 29 participants including City staff. Participants were thankful for the opportunity to learn City processes and interact with various departments across the City.

Our next workshop will be Wednesday, August 17, 2022.

We are proud of our contribution to the City’s efforts on anti-racist and inclusionary economic development, and appreciate the continued partnership with the MBDA, and departments such as Purchasing, Risk Management, Tax and License, and WA State OMWBE. Together with support from the City Council, the City is able to act on the opportunity to make continuous and impactful change to ensure equitable access to contracting opportunities with the City of Tacoma.



## MEETINGS FOR THE WEEK OF JUNE 6, 2022 THROUGH JUNE 10, 2022

TIME	MEETING	LOCATION
<b>MONDAY, JUNE 6, 2022</b>		
5:00 PM	Tacoma Creates Advisory Board	Join Zoom Meeting at: <a href="https://zoom.us/j/89856556764">https://zoom.us/j/89856556764</a> Telephonic: Dial 253-215-8782 Meeting ID: 898 5655 6764 Passcode: 291237
<b>TUESDAY, JUNE 7, 2022</b>		
9:00 AM	Hearing Examiner's Hearing *	Please visit <a href="https://cityoftacoma.org/hearingexaminer">https://cityoftacoma.org/hearingexaminer</a>
9:00 AM	Police Pension/Disability Board	Join Zoom Meeting at: <a href="https://zoom.us/j/83878171505">https://zoom.us/j/83878171505</a> Telephonic: Dial 253-215-8782 Meeting ID: 838 7817 1505 Passcode: 858492
10:00 AM	Government Performance and Finance Committee	Join Zoom Meeting at: <a href="https://zoom.us/j/84416690206">https://zoom.us/j/84416690206</a> Telephonic: Dial 253-215-8782 Meeting ID: 844 1669 0206 Passcode: 614650
11:00 AM	Bid Opening**	Please visit <a href="http://www.tacomapurchasing.org">http://www.tacomapurchasing.org</a>
NOON	City Council Study Session	747 Market St., Municipal Bldg., Council Chambers Join Zoom Meeting at: <a href="https://zoom.us/j/89496171192">https://zoom.us/j/89496171192</a> Telephonic: Dial 253-215-8782 Meeting ID: 894 9617 1192 Passcode: 896569
5:00 PM	City Council Meeting	747 Market St., Municipal Bldg., Council Chambers Join Zoom Meeting at: <a href="https://zoom.us/j/84834233126">https://zoom.us/j/84834233126</a> Telephonic: Dial 253-215-8782 Meeting ID: 848 3423 3126 Passcode: 349099
<b>WEDNESDAY, JUNE 8, 2022</b>		
3:30 PM	Public Utility Board Study Session – SPECIAL MEETING	Join Zoom Meeting at: <a href="https://zoom.us/j/81336402669">https://zoom.us/j/81336402669</a> Telephonic: Dial 253-215-8782 Meeting ID: 813 3640 2669
4:30 PM	Infrastructure, Planning, and Sustainability Committee	Join Zoom Meeting at: <a href="https://zoom.us/j/87829056704">https://zoom.us/j/87829056704</a> Telephonic: Dial 253-215-8782 Meeting ID: 878 2905 6704 Passcode: 614650
5:30 PM	Landmarks Preservation Commission	Please contact Reuben McKnight at <a href="mailto:Reuben.McKnight@cityoftacoma.org">Reuben.McKnight@cityoftacoma.org</a>
6:00 PM	Human Services Commission	Join Zoom Meeting at: <a href="https://zoom.us/j/97234116608">https://zoom.us/j/97234116608</a> Telephonic: Dial 253-215-8782 Meeting ID: 972 3411 6608
6:30 PM	Public Utility Board Meeting	Join Zoom Meeting at: <a href="https://zoom.us/j/84626080846">https://zoom.us/j/84626080846</a> Telephonic: Dial 253-215-8782 Meeting ID: 846 2608 0846
<b>THURSDAY, JUNE 9, 2022</b>		
7:30 AM	Tacoma Community Redevelopment Authority Board - CANCELLED	
9:00 AM	Hearing Examiner's Hearing *	Please visit <a href="https://cityoftacoma.org/hearingexaminer">https://cityoftacoma.org/hearingexaminer</a>
1:00 PM	Tacoma Employees' Retirement System Board Meeting	Join Zoom Meeting at: <a href="https://zoom.us/j/86856375482">https://zoom.us/j/86856375482</a> Telephonic: Dial 253-215-8782 Meeting ID: 868 5637 5482 Passcode: 977107
4:30 PM	Community Vitality and Safety Committee	Join Zoom Meeting at: <a href="https://zoom.us/j/85961604917">https://zoom.us/j/85961604917</a> Telephonic: Dial 253-215-8782 Meeting ID: 859 6160 4917 Passcode: 614650
5:00 PM	Land Use Public Meeting ***	Please contact Jana Magoon at <a href="mailto:JMagoon@cityoftacoma.org">JMagoon@cityoftacoma.org</a>
<b>FRIDAY, JUNE 10, 2022</b>		
8:00 AM	Joint Municipal Action Committee	Join Zoom Meeting at: <a href="https://zoom.us/j/84064886981">https://zoom.us/j/84064886981</a> Telephonic: Dial 253-215-8782 Meeting ID: 840 6488 6981
4:00 PM	Tacoma Area Commission on Disabilities	Please contact Lucas Smiraldo at <a href="mailto:lsmiraldo@cityoftacoma.org">lsmiraldo@cityoftacoma.org</a>



Meeting sites are accessible to people with disabilities. People with disabilities requiring special accommodations should contact the appropriate department(s) 48 hours prior to the meeting time.



\* Hearing Examiner's Hearings and Local Improvement District Meetings meet on an as-needed basis. Please contact the Hearing Examiner's Office at (253) 591-5195 to confirm whether a meeting will be held this week. Hearings may be held at various times throughout the day.

\*\* Bid Opening will be held on an as-needed basis. Please contact the Finance Procurement and Payables Office at 253-502-8468 or [www.tacomapurchasing.org](http://www.tacomapurchasing.org) to confirm whether Bid Opening will be held.

\*\*\* Land Use Public Meetings meet on an as-needed basis. Please contact Planning Manager, Jana Magoon at (253) 594-7823 to confirm whether a meeting will be held this week.



# Citywide Weekly Briefing for 23 May 2022 to 29 May 2022

The data is not National Incident Based Reporting System (NIBRS) compliant. Do not compare the results with any report using that standard. The data is dynamic and is subject to change and/or revision. The number of distinct offenses listed on a report are counted. This does not represent reports or individuals. All data is compared to last year for the same number of days or date range. Small numbers may cause large percent increases and decreases.

Offense Breakdown	7 Days		28 Days		Year to Date		7 Days	28 Days	YTD
	24-May-2021	23-May-2022	03-May-2021	02-May-2022	01-Jan-2021	01-Jan-2022			
	30-May-2021	29-May-2022	30-May-2021	29-May-2022	29-May-2021	29-May-2022			
<b>Persons</b>	<b>84</b>	<b>85</b>	<b>326</b>	<b>379</b>	<b>1572</b>	<b>2045</b>	1.2%▲	16.3%▲	30.1%▲
Assault	76	75	295	349	1438	1861	1.3%▼	18.3%▲	29.4%▲
Homicide (doesn't include Negligent/Justifiable)	0	0	2	4	11	22	0.0%	100.0%▲	100.0%▲
Kidnapping/Abduction	1	2	3	5	18	35	100.0%▲	66.7%▲	94.4%▲
Sex Offenses, Forcible	7	8	26	21	105	127	14.3%▲	19.2%▼	21.0%▲
<b>Property</b>	<b>304</b>	<b>417</b>	<b>1449</b>	<b>1895</b>	<b>7959</b>	<b>12479</b>	37.2%▲	30.8%▲	56.8%▲
Arson	3	1	9	12	67	130	66.7%▼	33.3%▲	94.0%▲
Burglary/Breaking and Entering	20	35	112	151	742	1237	75.0%▲	34.8%▲	66.7%▲
Counterfeiting/Forgery	6	3	11	6	48	31	50.0%▼	45.5%▼	35.4%▼
Destruction/Damage/Vandalism of Property	103	138	423	523	2138	3188	34.0%▲	23.6%▲	49.1%▲
Fraud	8	8	46	46	243	254	0.0%	0.0%	4.5%▲
Larceny/Theft	120	139	598	732	3174	4710	15.8%▲	22.4%▲	48.4%▲
Motor Vehicle Theft	36	69	192	325	1198	2249	91.7%▲	69.3%▲	87.7%▲
Robbery	3	13	28	56	175	393	333.3%▲	100.0%▲	124.6%▲
Stolen Property	4	9	28	41	158	265	125.0%▲	46.4%▲	67.7%▲
<b>Society</b>	<b>10</b>	<b>6</b>	<b>32</b>	<b>37</b>	<b>229</b>	<b>179</b>	40.0%▼	15.6%▲	21.8%▼
Drug/Narcotic	3	0	9	7	104	48	100.0%▼	22.2%▼	53.8%▼
Pornography/Obscene Material	1	0	3	2	11	13	100.0%▼	33.3%▼	18.2%▲
Prostitution	0	0	0	0	3	1	0.0%	0.0%	66.7%▼
Weapon Law Violations	6	6	20	28	111	117	0.0%	40.0%▲	5.4%▲
<b>Citywide Totals</b>	<b>398</b>	<b>508</b>	<b>1807</b>	<b>2311</b>	<b>9760</b>	<b>14703</b>	27.6%▲	27.9%▲	50.6%▲

## Last 7 Days

### Notes:

- There were no Homicide offense(s) during the last 7 days.
- 52.0% (39/75) of the Assaults were coded Simple Assault.
- There were 48 DV-related offenses.
- 62.5% (30/48) of the DV-related offenses were Persons.
- 34.7% (26/75) of the Assaults were DV-related.
- DV-related Offenses: 65 ↘ 48
- There was 1 Gang-Related offense(s) during the last 7 days.
- Theft from Motor Vehicle: 47 ↗ 51

### Top 5 Locations - Compared to last year

- 7050 Tacoma Mall Blvd: 1 ↗ 8
- 4502 S Steele St: 14 ↘ 8
- 7414 S Hosmer St: 0 ↗ 7
- 7905 S Hosmer St: 1 ↗ 5
- 1913 S 72nd St: 0 ↗ 4
- There were 6 additional locations with 4.

### Top 5 Offense Locations - Compared to last year

- Parking Lot: 81 ↗ 108
- Street/Right Of Way: 54 ↗ 88
- Single Family Residence: 63 ↘ 60
- Apartment: 38 ↘ 33
- Sporting Goods Store: 14 ↗ 20



# Sector 1 Weekly Briefing for 23 May 2022 to 29 May 2022

The data is not National Incident Based Reporting System (NIBRS) compliant. Do not compare the results with any report using that standard. The data is dynamic and is subject to change and/or revision. The number of distinct offenses listed on a report are counted. This does not represent reports or individuals. All data is compared to last year for the same number of days or date range. Small numbers may cause large percent increases and decreases.

Offense Breakdown	7 Days		28 Days		Year to Date		7 Days	28 Days	YTD
	24-May-2021	23-May-2022	03-May-2021	02-May-2022	01-Jan-2021	01-Jan-2022			
	30-May-2021	29-May-2022	30-May-2021	29-May-2022	29-May-2021	29-May-2022			
<b>Persons</b>	<b>20</b>	<b>25</b>	<b>82</b>	<b>104</b>	<b>387</b>	<b>500</b>	25.0%▲	26.8%▲	29.2%▲
Assault	19	21	75	95	357	445	10.5%▲	26.7%▲	24.6%▲
Homicide (doesn't include Negligent/Justifiable)	0	0	0	0	2	4	0.0%	0.0%	100.0%▲
Kidnapping/Abduction	0	1	1	1	2	12	NC	0.0%	500.0%▲
Sex Offenses, Forcible	1	3	6	8	26	39	200.0%▲	33.3%▲	50.0%▲
<b>Property</b>	<b>69</b>	<b>105</b>	<b>299</b>	<b>484</b>	<b>1712</b>	<b>2937</b>	52.2%▲	61.9%▲	71.6%▲
Arson	0	1	2	5	24	40	NC	150.0%▲	66.7%▲
Burglary/Breaking and Entering	3	8	14	45	149	321	166.7%▲	221.4%▲	115.4%▲
Counterfeiting/Forgery	2	0	4	2	14	7	100.0%▼	50.0%▼	50.0%▼
Destruction/Damage/Vandalism of Property	27	39	99	146	510	834	44.4%▲	47.5%▲	63.5%▲
Fraud	3	2	13	10	55	39	33.3%▼	23.1%▼	29.1%▼
Larceny/Theft	28	28	106	154	602	1013	0.0%	45.3%▲	68.3%▲
Motor Vehicle Theft	4	22	42	98	269	539	450.0%▲	133.3%▲	100.4%▲
Robbery	0	5	7	15	40	65	NC	114.3%▲	62.5%▲
Stolen Property	2	0	11	9	42	76	100.0%▼	18.2%▼	81.0%▲
<b>Society</b>	<b>3</b>	<b>1</b>	<b>11</b>	<b>9</b>	<b>54</b>	<b>51</b>	66.7%▼	18.2%▼	5.6%▼
Drug/Narcotic	1	0	5	3	26	11	100.0%▼	40.0%▼	57.7%▼
Pornography/Obscene Material	0	0	0	1	1	2	0.0%	NC	100.0%▲
Prostitution	0	0	0	0	1	0	0.0%	0.0%	100.0%▼
Weapon Law Violations	2	1	6	5	26	38	50.0%▼	16.7%▼	46.2%▲
<b>Sector Totals</b>	<b>92</b>	<b>131</b>	<b>392</b>	<b>597</b>	<b>2153</b>	<b>3488</b>	42.4%▲	52.3%▲	62.0%▲

## Last 7 Days

### Notes:

- There were no Homicide offense(s) during the last 7 days.
- 42.9% (9/21) of the Assaults were coded Simple Assault.
- There were 13 DV-related offenses.
- 53.8% (7/13) of the DV-related offenses were Persons.
- 33.3% (7/21) of the Assaults were DV-related.
- DV-related Offenses: 8 ↗ 13
- There were no Gang-Related offense(s) during the last 7 days.
- Theft from Motor Vehicle: 14 ↗ 14

### Top 5 Locations - Compared to last year

- 1500 Commerce St: 0 ↗ 4
- 2611 E E St: 0 ↗ 3
- S 9th St & S J St: 0 ↗ 3
- 1705 Dock St: 1 ↗ 3
- 1215 Martin Luther King Jr Way: 0 ↗ 3

### Top 5 Offense Locations - Compared to last year

- Street/Right Of Way: 15 ↗ 33
- Parking Lot: 19 ↗ 22
- Single Family Residence: 10 ↗ 14
- Apartment: 11 ↘ 7
- Other Business: 3 ↗ 5
- Drug Store: 5 ↔ 5



# Sector 2 Weekly Briefing for 23 May 2022 to 29 May 2022

The data is not National Incident Based Reporting System (NIBRS) compliant. Do not compare the results with any report using that standard. The data is dynamic and is subject to change and/or revision. The number of distinct offenses listed on a report are counted. This does not represent reports or individuals. All data is compared to last year for the same number of days or date range. Small numbers may cause large percent increases and decreases.

Offense Breakdown	7 Days		28 Days		Year to Date		7 Days	28 Days	YTD
	24-May-2021	23-May-2022	03-May-2021	02-May-2022	01-Jan-2021	01-Jan-2022			
	30-May-2021	29-May-2022	30-May-2021	29-May-2022	29-May-2021	29-May-2022			
<b>Persons</b>	<b>16</b>	<b>9</b>	<b>71</b>	<b>71</b>	<b>307</b>	<b>410</b>	43.8% ▼	0.0%	33.6% ▲
Assault	12	8	60	68	276	367	33.3% ▼	13.3% ▲	33.0% ▲
Homicide (doesn't include Negligent/Justifiable)	0	0	0	0	2	1	0.0%	0.0%	50.0% ▼
Kidnapping/Abduction	0	0	0	1	3	5	0.0%	NC	66.7% ▲
Sex Offenses, Forcible	4	1	11	2	26	37	75.0% ▼	81.8% ▼	42.3% ▲
<b>Property</b>	<b>70</b>	<b>105</b>	<b>400</b>	<b>459</b>	<b>2168</b>	<b>3067</b>	50.0% ▲	14.8% ▲	41.5% ▲
Arson	0	0	1	3	11	51	0.0%	200.0% ▲	363.6% ▲
Burglary/Breaking and Entering	4	7	36	23	197	230	75.0% ▲	36.1% ▼	16.8% ▲
Counterfeiting/Forgery	1	1	1	1	10	6	0.0%	0.0%	40.0% ▼
Destruction/Damage/Vandalism of Property	20	34	106	133	560	808	70.0% ▲	25.5% ▲	44.3% ▲
Fraud	1	3	8	7	69	64	200.0% ▲	12.5% ▼	7.2% ▼
Larceny/Theft	32	44	183	205	961	1213	37.5% ▲	12.0% ▲	26.2% ▲
Motor Vehicle Theft	10	12	49	71	303	543	20.0% ▲	44.9% ▲	79.2% ▲
Robbery	2	1	12	8	35	120	50.0% ▼	33.3% ▼	242.9% ▲
Stolen Property	0	2	4	6	21	26	NC	50.0% ▲	23.8% ▲
<b>Society</b>	<b>1</b>	<b>0</b>	<b>4</b>	<b>1</b>	<b>27</b>	<b>10</b>	100.0% ▼	75.0% ▼	63.0% ▼
Drug/Narcotic	0	0	1	1	9	3	0.0%	0.0%	66.7% ▼
Pornography/Obscene Material	0	0	1	0	2	3	0.0%	100.0% ▼	50.0% ▲
Prostitution	0	0	0	0	0	0	0.0%	0.0%	0.0%
Weapon Law Violations	1	0	2	0	16	4	100.0% ▼	100.0% ▼	75.0% ▼
<b>Sector Totals</b>	<b>87</b>	<b>114</b>	<b>475</b>	<b>531</b>	<b>2502</b>	<b>3487</b>	<b>31.0% ▲</b>	<b>11.8% ▲</b>	<b>39.4% ▲</b>

## Last 7 Days

### Notes:

- There were no Homicide offense(s) during the last 7 days.
- 100.0% (8/8) of the Assaults were coded Simple Assault.
- There were 5 DV-related offenses.
- 60.0% (3/5) of the DV-related offenses were Persons.
- 37.5% (3/8) of the Assaults were DV-related.
- DV-related Offenses: 15 ↘ 5
- There were no Gang-Related offense(s) during the last 7 days.
- Theft from Motor Vehicle: 9 ↗ 15

### Top 5 Locations - Compared to last year

- 3320 S 23rd St: 0 ↗ 4
- 1965 S Union Ave: 1 ↘ 3
- 3801 6th Ave: 0 ↗ 3
- 111 N E St: 0 ↗ 3
- 3205 6th Ave: 0 ↗ 3

### Top 5 Offense Locations - Compared to last year

- Parking Lot: 22 ↗ 24
- Single Family Residence: 6 ↗ 14
- Street/Right Of Way: 17 ↘ 13
- Sporting Goods Store: 4 ↗ 8
- Apartment: 11 ↘ 7
- Drug Store: 3 ↗ 7



# Sector 3 Weekly Briefing for 23 May 2022 to 29 May 2022

The data is not National Incident Based Reporting System (NIBRS) compliant. Do not compare the results with any report using that standard. The data is dynamic and is subject to change and/or revision. The number of distinct offenses listed on a report are counted. This does not represent reports or individuals. All data is compared to last year for the same number of days or date range. Small numbers may cause large percent increases and decreases.

Offense Breakdown	7 Days		28 Days		Year to Date		7 Days	28 Days	YTD
	24-May-2021	23-May-2022	03-May-2021	02-May-2022	01-Jan-2021	01-Jan-2022			
	30-May-2021	29-May-2022	30-May-2021	29-May-2022	29-May-2021	29-May-2022			
<b>Persons</b>	<b>21</b>	<b>18</b>	<b>68</b>	<b>81</b>	<b>377</b>	<b>486</b>	14.3% ▼	19.1% ▲	28.9% ▲
Assault	19	16	61	75	342	446	15.8% ▼	23.0% ▲	30.4% ▲
Homicide (doesn't include Negligent/Justifiable)	0	0	2	1	3	5	0.0%	50.0% ▼	66.7% ▲
Kidnapping/Abduction	1	1	1	1	6	7	0.0%	0.0%	16.7% ▲
Sex Offenses, Forcible	1	1	4	4	26	28	0.0%	0.0%	7.7% ▲
<b>Property</b>	<b>94</b>	<b>121</b>	<b>379</b>	<b>520</b>	<b>2047</b>	<b>3529</b>	28.7% ▲	37.2% ▲	72.4% ▲
Arson	0	0	1	1	12	11	0.0%	0.0%	8.3% ▼
Burglary/Breaking and Entering	9	12	32	38	187	362	33.3% ▲	18.8% ▲	93.6% ▲
Counterfeiting/Forgery	1	2	4	3	17	13	100.0% ▲	25.0% ▼	23.5% ▼
Destruction/Damage/Vandalism of Property	26	36	91	138	498	834	38.5% ▲	51.6% ▲	67.5% ▲
Fraud	2	2	14	14	62	77	0.0%	0.0%	24.2% ▲
Larceny/Theft	42	43	178	211	869	1444	2.4% ▲	18.5% ▲	66.2% ▲
Motor Vehicle Theft	13	17	52	82	322	598	30.8% ▲	57.7% ▲	85.7% ▲
Robbery	1	5	5	16	52	99	400.0% ▲	220.0% ▲	90.4% ▲
Stolen Property	0	4	2	17	26	84	NC	750.0% ▲	223.1% ▲
<b>Society</b>	<b>3</b>	<b>1</b>	<b>4</b>	<b>8</b>	<b>75</b>	<b>55</b>	66.7% ▼	100.0% ▲	26.7% ▼
Drug/Narcotic	1	0	1	1	39	15	100.0% ▼	0.0%	61.5% ▼
Pornography/Obscene Material	1	0	1	0	6	6	100.0% ▼	100.0% ▼	0.0%
Prostitution	0	0	0	0	0	1	0.0%	0.0%	NC
Weapon Law Violations	1	1	2	7	30	33	0.0%	250.0% ▲	10.0% ▲
<b>Sector Totals</b>	<b>118</b>	<b>140</b>	<b>451</b>	<b>609</b>	<b>2499</b>	<b>4070</b>	18.6% ▲	35.0% ▲	62.9% ▲

## Last 7 Days

### Notes:

- There were no Homicide offense(s) during the last 7 days.
- 43.8% (7/16) of the Assaults were coded Simple Assault.
- There were 12 DV-related offenses.
- 50.0% (6/12) of the DV-related offenses were Persons.
- 25.0% (4/16) of the Assaults were DV-related.
- DV-related Offenses: 18 ↘ 12
- There were no Gang-Related offense(s) during the last 7 days.
- Theft from Motor Vehicle: 15 ↗ 16

### Top 5 Locations - Compared to last year

- 7050 Tacoma Mall Blvd: 1 ↗ 8
- 4502 S Steele St: 14 ↘ 8
- 7414 S Hosmer St: 0 ↗ 7
- 7905 S Hosmer St: 1 ↗ 5
- 4020 S 56th St: 0 ↗ 4
- 3202 S Mason Ave: 1 ↗ 4
- 1913 S 72nd St: 0 ↗ 4
- 4602 Center St: 0 ↗ 4

### Top 5 Offense Locations - Compared to last year

- Parking Lot: 34 ↗ 44
- Street/Right Of Way: 8 ↗ 18
- Apartment: 11 ↘ 10
- Hardware Related Business: 4 ↗ 6
- Other Business: 7 ↘ 6



# Sector 4 Weekly Briefing for 23 May 2022 to 29 May 2022

The data is not National Incident Based Reporting System (NIBRS) compliant. Do not compare the results with any report using that standard. The data is dynamic and is subject to change and/or revision. The number of distinct offenses listed on a report are counted. This does not represent reports or individuals. All data is compared to last year for the same number of days or date range. Small numbers may cause large percent increases and decreases.

Offense Breakdown	7 Days		28 Days		Year to Date		7 Days	28 Days	YTD
	24-May-2021	23-May-2022	03-May-2021	02-May-2022	01-Jan-2021	01-Jan-2022			
	30-May-2021	29-May-2022	30-May-2021	29-May-2022	29-May-2021	29-May-2022			
<b>Persons</b>	<b>27</b>	<b>33</b>	<b>105</b>	<b>123</b>	<b>501</b>	<b>649</b>	22.2%▲	17.1%▲	29.5%▲
Assault	26	30	99	111	463	603	15.4%▲	12.1%▲	30.2%▲
Homicide (doesn't include Negligent/Justifiable)	0	0	0	3	4	12	0.0%	NC	200.0%▲
Kidnapping/Abduction	0	0	1	2	7	11	0.0%	100.0%▲	57.1%▲
Sex Offenses, Forcible	1	3	5	7	27	23	200.0%▲	40.0%▲	14.8%▼
<b>Property</b>	<b>71</b>	<b>86</b>	<b>371</b>	<b>432</b>	<b>2032</b>	<b>2946</b>	21.1%▲	16.4%▲	45.0%▲
Arson	3	0	5	3	20	28	100.0%▼	40.0%▼	40.0%▲
Burglary/Breaking and Entering	4	8	30	45	209	324	100.0%▲	50.0%▲	55.0%▲
Counterfeiting/Forgery	2	0	2	0	7	5	100.0%▼	100.0%▼	28.6%▼
Destruction/Damage/Vandalism of Property	30	29	127	106	570	712	3.3%▼	16.5%▼	24.9%▲
Fraud	2	1	11	15	57	74	50.0%▼	36.4%▲	29.8%▲
Larceny/Theft	18	24	131	162	742	1040	33.3%▲	23.7%▲	40.2%▲
Motor Vehicle Theft	9	18	49	74	304	569	100.0%▲	51.0%▲	87.2%▲
Robbery	0	2	4	17	48	109	NC	325.0%▲	127.1%▲
Stolen Property	2	3	11	9	69	79	50.0%▲	18.2%▼	14.5%▲
<b>Society</b>	<b>3</b>	<b>4</b>	<b>13</b>	<b>19</b>	<b>73</b>	<b>63</b>	33.3%▲	46.2%▲	13.7%▼
Drug/Narcotic	1	0	2	2	30	19	100.0%▼	0.0%	36.7%▼
Pornography/Obscene Material	0	0	1	1	2	2	0.0%	0.0%	0.0%
Prostitution	0	0	0	0	2	0	0.0%	0.0%	100.0%▼
Weapon Law Violations	2	4	10	16	39	42	100.0%▲	60.0%▲	7.7%▲
<b>Sector Totals</b>	<b>101</b>	<b>123</b>	<b>489</b>	<b>574</b>	<b>2606</b>	<b>3658</b>	<b>21.8%▲</b>	<b>17.4%▲</b>	<b>40.4%▲</b>

## Last 7 Days

### Notes:

- There were no Homicide offense(s) during the last 7 days.
- 50.0% (15/30) of the Assaults were coded Simple Assault.
- There were 18 DV-related offenses.
- 77.8% (14/18) of the DV-related offenses were Persons.
- 40.0% (12/30) of the Assaults were DV-related.
- DV-related Offenses: 24 ⇄ 18
- There was 1 Gang-Related offense(s) during the last 7 days.
- Theft from Motor Vehicle: 9 ⇄ 6

### Top 5 Locations - Compared to last year

- 7250 Pacific Ave: 1 ↗ 4
- 7041 Pacific Ave: 1 ↗ 3
- 707 S 56th St: 0 ↗ 3
- 6202 Mckinley Ave: 0 ↗ 2
- There were 19 additional locations with 2.

### Top 5 Offense Locations - Compared to last year

- Single Family Residence: 34 ⇄ 27
- Street/Right Of Way: 14 ↗ 24
- Parking Lot: 6 ↗ 18
- Apartment: 5 ↗ 9
- Other Residence: 1 ↗ 5
- Convenience Store (7-11): 0 ↗ 5



**CITY OF TACOMA, WASHINGTON  
OFFICE OF THE CITY COUNCIL  
COUNCIL CONSIDERATION REQUEST**

**TO:** Mayor & City Council  
**FROM:** Council Member Kristina Walker and Council Assistant Joseph Franco  
**COPIES TO:** Elizabeth Pauli, City Manager; Kurtis Kingsolver, Deputy City Manager; Bill Fosbre, City Attorney  
**SUBJECT:** **Council Contingency Request – Support for Infant Formula through Multicultural Childcare Center**  
**DATE:** June 1, 2022

---

**I ask for your support for a Council Contingency Fund request to purchase infant formula to support the Multicultural Childcare Center formula drive in the amount of \$5,000.**

**LEGISLATIVE INTENT:**

**Council Contingency Fund Request:**

This year, the United States has experienced a severe shortage of infant formula because of the 2021-2022 global supply chain crisis compounded by a large-scale product recall, import restrictions, and market concentration. Unlike other food products, infant formula often does not have an available and acceptable substitute as a source of nutrition for those who rely on it. Without formula, our most vulnerable populations both from an income and health perspective are suffering from these shortages.

As of May 14, nation out-of-stock rates were reported to be 43% up from 31% two weeks prior; and by May 22, they had surged to 70%. The normal rate is typically 10% out of stock on store shelves. In the City of Tacoma, we are not immune to the global supply chain crisis. Many of our local parents have driven across the State to locate infant formula for their baby. The Multicultural Childcare Center has decided to start a drive to support parents that need infant formula.

Though supply chains are beginning to move and slowly return to regular levels, we are still seeing the impacts of the supply chain crisis and will for some time. This funding will help to alleviate the impact to families across Tacoma and provide needed formula now until regular supply chain and stock levels return.

I am requesting to support the Multicultural Childcare Center Infant Formula Drive to address the infant formula needs of our community in the amount of \$5,000.

**FUNDING REQUESTED:**  
\$ 5,000

**COMMUNITY ENGAGEMENT**

Parents of infants that have been affected by the recall of baby formula and the global supply chain shortage will be affected the most as they will be able to take advantage of these funds.

**2025 STRATEGIC PRIORITIES:**

**Equity and Accessibility:**

The cost of infant formula is at an all-time high right now, and by helping to provide cost-free formula for our low-income and BIPOC families, we can help to alleviate one burden of many that have only been exasperated by the pandemic. Ensuring access to formula will also ensure we are improving the overall health outcomes for these youth and addressing our goals as a community for healthier infants.

**Livability:** *Equity Index Score:* Moderate Opportunity

Increase positive public perception of safety and overall quality of life.

Improve health outcomes and reduce disparities, in alignment with the community health needs assessment and CHIP, for all Tacoma residents

Explain how your legislation will affect the selected indicator(s)?

Addressing the infant formula shortages will improve health outcomes and reduce disparities in our community, especially for our low-income families. When families cannot access necessary nutrition through formula for their infants, the infants’ development will suffer and future health outcomes will be impacted. Providing a vital resource at a time when shelves are empty will help to instill hope and ensure there is a positive perception of our overall quality of life.

**ALTERNATIVES:**

Alternative	Positive Impacts	Negative Impacts
1. Take no action	Save contingency funds for other Council priorities.	Does not address the barriers of access to infant formula
2. increase funding for this request	More access to infant formula for those that are experiencing the shortage	This is not the most sustainable long term to address the needs of the global supply chain for infant formula.

**EVALUATIONS AND FOLLOW UP:**

Through the contract with the Multicultural Childcare Center staff will request that the Multicultural Childcare Center provide a report on how the funds were utilized including amount of formula that the funds will be able to acquire, and how many families were served by this drive.

**SPONSOR RECOMMENDATION:**

We recommend that the City Council fully fund this request to support infants and families in Tacoma.

**FISCAL IMPACT:**



\$5,000 from the Council Contingency Fund account.

**If you have a question related to the Council Contingency Fund Request, please contact Joseph Franco at 253-242-0512 or [jfranco@cityoftacoma.org](mailto:jfranco@cityoftacoma.org) .**

**SUBMITTED FOR COUNCIL CONSIDERATION BY:**   
**Council Member Walker**



**SUPPORTING COUNCIL MEMBERS SIGNATURES (2 SIGNATURES ONLY)**

1.  POS# Mayor
2.  POS# 2

**Mayor's initials VW**

(Mayor's initials for awareness only to ensure alignment and coordination of emergent policies.)

## 2022 Council Contingency Commitments

<b>2022-2023</b>	<b>\$ 250,000.00</b>
<b>(Remaining balance from 2021 that will be carried over)</b>	<b>\$ 88,592.09</b>
<b>Council Requested - Seed Internships</b>	<b>\$ 31,000.00</b>
Resolution 40919	
A Council Contingency fund expenditure of \$31,000 to fund the full or partial costs of five or more Tacoma-based small businesses or non-profits of hosting a Seed Internship.	
<b>Council Requested - Daffodil Parade</b>	<b>\$ 20,000.00</b>
Resolution 40925	
A resolution authorizing the one-time use of \$20,000 from the Council Contingency Fund to be applied to the cost of in-kind services provided by the City of Tacoma such as traffic control devices and traffic control services.	
<b>Council Requested - Tacoma Reads</b>	<b>\$ 10,000.00</b>
<b>Resolution 40934</b>	
A request for City Council concurrence for a \$10,000 City Council Contingency Fund request to support the 2022 Tacoma Reads Together events.	
<b>Council Requested - Tacoma Refugee Choir</b>	<b>\$25,000</b>
<b>Resolution 40941</b>	
A Council Contingency Fund expenditure for \$25,000 to assist the Tacoma Refugee Choir in funding the music video portion of their 2022 spring projects.	
<b>Council Requested - Litter Free 253</b>	<b>\$ 2,500.00</b>
<b>Resolution 40940</b>	
A Council Contingency Fund expenditure of \$2,500 to fund litter pick-up tools "litter grabbers," for the annual volunteer-led Litter Free 253 event.	
<b>Council Requested - South Sound Together</b>	<b>\$ 12,000.00</b>
<b>Resolution 40948</b>	
A Council Contingency Fund expenditure of \$12,000 to fund grants that support community engagement programs sponsored through South Sound.	
<b>Council Requested - Multicultural Childcare Center</b>	<b>\$ 5,000.00</b>
<b>To Study Session June 7, 2022</b>	
A Council Contingency Fund request to purchase infant formula to support the Multicultural Childcare Center formula drive.	
<b>Starting Balance</b>	<b>\$ 338,592.09</b>
<b>Total Amount Allocated</b>	<b>\$ 105,500.00</b>
<b>Current Balance</b>	<b>\$ 233,092.09</b>

Date	Meeting	Subject	Department	Background
June 7, 2022	City Council Study Session ( hybrid Council Chambers /dial-in 12:00 pm)	Proposed Amendments to the Comprehensive Plan and Land Use Regulatory Code	Planning and Development - Steven Atkinson, Larry Harala & Lihuang Wung (in-person)	Staff will be discussing the Proposed Amendments to the Comprehensive Plan and Land Use Regulatory Code for 2022 ("2022 Amendment"), as recommended by the Planning Commission.
		Vision Zero and Speed Limit Reduction	Public Works Josh Diekmann & Carrie Wilhelme ( in-person)	Public Works staff will present a recommendation to lower the speed limit in residential districts to 20 MPH and in select neighborhood business districts to 25 MPH. Lowering the speed limit supports the city's Vision Zero effort to eliminate traffic fatalities and serious injuries by 2035. The City committed to this effort under Resolution No. 40559.
		City's Six Year Financial Forecast for General and Supported Funds	Office of Management and Budget - Katie Johnston (in-person)	Staff will provide the City's six-year financial forecast for the General Fund and Supported Funds. The forecast helps staff assess the City's financial position ahead of the 2023-2024 Biennial Budget Process
	City Council Meeting (hybrid Council Chambers /dial-in 5:00 PM)			

Date	Meeting	Subject	Department	Background
June 14, 2022	City Council Study Session ( hybrid Council Chambers /dial-in 12:00 pm)	The Proposed Amendments to the Comprehensive Plan and Land Use Regulatory Code for 2022 ("2022 Amendment") – Debriefing of the City Council's public hearing on June 7, 2022.	Planning Development - Stephen Atkinson, Larry Harala, Lihuang Wung	Staff will discuss the proposed amendments to the Comprehensive Plan and Land Use Regulatory Code for 2022 ("2022 Amendment") – Debriefing of the City Council's public hearing on June 7, 2022.
		Tideflats Subarea Plan and EIS Update	Planning and Development Services - Stephen Atkinson	Tideflats Subarea Plan and EIS. The presentation will provide an update on the project status, overall timeline and process, and introduce the Preliminary Alternatives for the Tideflats Subarea Plan and EIS, as recommended by the Tideflats Steering Committee
	City Council Meeting (hybrid Council Chambers /dial-in 5:00 PM)	Anti-Racist Transformation	Tacoma Police Department- Police Chief Avery Moore	
June 21, 2022	City Council Study Session ( hybrid Council Chambers /dial-in 12:00 pm)	* Camping Ordinance	Council Member John Hines (in-person)	
		Tacoma Smelter Plume Project Update	Department of Ecology- Pallavi Mukerjee (in-person)	
		Bus Rapid Transit Discussion (Phase 2)	Planning and Development -Brian Boudet (virtual )	Staff from Pierce Transit will provide the City Council with an update on Pierce Transit's Stream (Bus Rapid Transit) system and future planning, including the Stream System Expansion Study (SSES), for which there are upcoming, significant Pierce Transit Board decisions regarding future expansion and prioritization
	City Council Meeting (hybrid Council Chambers /dial-in 5:00 PM)			
June 28, 2022	City Council Study Session ( hybrid Council Chambers /dial-in 12:00 pm)	Therapeutic Courts	Judge Henke (Presenting in-person)	
		Homelessness Update	Neighborhood and Community Services	
	Committee of the Whole (hybrid Council Chambers / dial-in 3:00 pm)	Council Priority Strategy Workshop	Media and Communications Department - Tanisha Jumper	
	City Council Meeting (hybrid Council Chambers /dial-in 5:00 PM)			
July 5, 2022	Cancelled			

**Economic Development Committee (EDC)**

<b>Committee Members: Blocker (Chair), Daniels (Vice-Chair), Bushnell, McCarthy, Alternate-Rumbaugh</b>		<b>2nd, 4th, and 5th Tuesdays</b>	CBC Assignments: •Tacoma Arts Commission •Greater Tacoma Regional Convention Center Public Facilities District •City Events and Recognition Committee •Tacoma Creates Advisory Board •Equity in Contracting Advisory Committee
<b>Executive Liaison: Jeff Robinson; Staff Support - Cathy Sims</b>		<b>10:00 a.m.</b> <b>Virtual meeting</b>	
	<b>Topic</b>	<b>Presenter</b>	<b>Description</b>
<b>June 14, 2022</b>	New Chamber Executive Director Introduction	Andrea Reay, President & CEO, Tacoma-Pierce County Chamber of Commerce	
	Neighborhood Business District Update	Shari Hart, Business Program Specialist Lead, CED, Timothy Marlowe	
<b>June 28, 2022</b>	Workforce Partnerships Update	Katie Condit, Workforce Central	
	Window Replacement Program Summary	Shari Hart, Business Program Specialist Lead	

<b>Infrastructure, Planning and Sustainability Committee (IPS)</b>			
<b>Committee Members: Walker (Chair), Hines, McCarthy &amp; Ushka; Alternate-Bushnell Executive Liaison: Mike Slevin; Coordinator: Cathy Sims</b>		<b>2nd and 4th Wednesdays 4:30pm Virtual Meeting</b>	<b>CBC Assignments: •Sustainable Tacoma Commission •Planning Commission •Landmarks Preservation Commission •Board of Building Appeals •Transportation Commission</b>
	<b>Topic</b>	<b>Presenters</b>	<b>Description</b>
<b>June 8, 2022</b>	Historic districts in Tacoma	Reuben McKnight, Historic Preservation Officer	Discussion of historic districts in Tacoma, the requirements of districts, and the pending College Park Historic District following the Landmarks Commission to Planning Commission
	Design Review Program	Brian Boudet, Planning Division Manager Stephen Antupit, Senior Planner Carl Metz, Senior Planner	Planning & Development Services staff will provide an update on the status of the Urban Design Project, which has been on hold and is now re-starting. Phase 1 of the project is focused on enhancing design standards, supporting the creation of unique places, and promoting innovation, quality and flexibility for new projects, particularly in Mixed-Use Centers and Downtown.
	Intro Conversation on Planning Work Program	Stephen Atkinson, Principal Planner, PDS	
<b>June 22, 2022</b>	South Tacoma Economic Green Zones	Jim Parvey, OEPS; Department of Ecology; Heidi Stephens; South Tacoma Neighborhood Council	A broad review of South Tacoma, ST-M/IC and South Tacoma Groundwater District Protection/aquifer recharge areas. The purpose of this review is to eliminate environmental and health risks, promote an Eco-Industrial Green Zone concept in unity with the Comprehensive Plan, Urban Tree Canopy, Tacoma Environmental Act, Climate Justice Plan and South Tacoma Groundwater District Protection code, and create a new non-polluting Green Manufacturing Area.
	Surplus Property Policy Discussion	Kurtis Kingsolver, Deputy City Manager	Present on how we landed at 50% AMI, why we should consider moving to 80% AMI, the pros/cons of doing so and how we might be able to balance the goals of both.

**Government Performance and Finance Committee**

<b>Committee Members: Hines (Chair), Walker (Vice Chair), Rumbaugh, and Bushnell Alternate - Daniels</b>		<b>1st and 3rd Tuesday</b>	<b>CBC Assignments:</b> •Public Utility Board •Board of Ethics •Audit Advisory Board •Civil Service Board
<b>Executive Liaison: Andy Cherullo; Staff Support - Claire Goodwin</b>		<b>10 a.m.</b>	
		<b>Room 248</b>	
	Topic	Presenter	Description
<b>June 7, 2022</b>	Monthly Budget Update	Hayley Falk, Lead Budget Analyst, OMB	Monthly budget update and/or briefing on budget related items of interest.
	TPU Financial Policies and Strategic Directives	Jodi Collins, Assistant Division Manager, Tacoma Water; Ying Hall, Power Section Assistant Manager, Tacoma Power	An informational briefing on Tacoma Public Utilities Strategic Objectives and financial policies.
	Review of Council Member Part-Time Status	Councilmember Joe Bushnell	
<b>June 21, 2022</b>	Audit Advisory Board Quarterly Meeting	Susan Calderon, Assistant Finance Director/Controller	The State Auditor will be presenting on their 2020 exit conference and the 2021 entrance conference.
	TPU Fixed/Variable Rate Design	Andrew Zaremba, Utilities Economist, Tacoma Water; Christina Leinneuber, Senior Utilities Economist, Tacoma Power	An informational briefing on how TPU analyzes the issues related to the fixed rate and variable rate portions of rates.

**Community Vitality and Safety**

<b>Committee Members: Hushka (Chair), Blocker (Vice-Chair), Rumbaugh, Daniels, Alternate-Hines</b>		<b>2nd and 4th Thursdays</b>	CBC Assignments: Community's Police Advisory Committee • Human Services Commission • Human Rights Commission • Housing Authority • Commission on Disabilities • Library Board • Tacoma Community Redevelopment Authority • Commission on Immigrant and Refugee Affairs
<b>Executive Liaison: Jacques Colon; Staff Support - Ted Richardson</b>		<b>4:30 p.m.</b>	
		<b>Room 248</b>	
	Topic	Presenter	Description
<b>June 9, 2022</b>	Interviews for the Human Services Commission	Doris Sorum, City Clerk	
	Pierce County Comprehensive Plan to End Homelessness	Heather Moss, Director, Pierce County Human Services; John Barbee	
<b>June 23, 2022</b>	Feasibility Study for Restoring Library Services to the Eastside and Hilltop Neighborhoods: Final Report	Kate Larsen, Library Director; Brian Murphy, BERK Consulting	Results and findings from TPL's Hilltop and Eastside Library Feasibility Study