



## WEEKLY REPORT TO THE CITY COUNCIL

January 9, 2025

Members of the City Council  
City of Tacoma, Washington

**Dear Mayor and Council Members:**

### ITEMS OF INTEREST

1. **Notice of Special Meeting**: A special meeting of the City Council Committee of the Whole will be held on Friday, January 10, 2025, at 1:00 p.m. The purpose of the special meeting is to discuss the budget.

The meeting will be conducted in a hybrid format that includes an in-person component and a remote option. To attend in-person, the special meeting will be held at the Tacoma Municipal Building in the Council Chambers, located at 747 Market Street, on the first floor. To attend remotely dial 253-215-8782 or through Zoom at [www.zoom.us/j/89496171192](https://www.zoom.us/j/89496171192) and entering the meeting ID 894 9617 1192 and passcode 896569, when prompted. The meeting will also be available live on TV Tacoma and Facebook. **Agendas and minutes can be found at <https://cityoftacoma.legistar.com>.**

2. Mayor Woodards provides the attached **Council Action Memorandum** for a Resolution setting the **2025 appointments of Council Members to various committees, boards and commissions**.
3. Council Member Bushnell provides the attached **Council Action Memorandum** for a Resolution **declaring entheogen-related activities amongst the lowest law enforcement priority in the City of Tacoma**. [This item will appear on the January 28, 2025, City Council meeting agenda].
4. City Manager's Office Constituent Relations Analyst Karyssa Mathison provides the attached **Constituent Intake Report**.
5. **City-funded Temporary and Emergency Shelter Performance**: **The City posts weekly information about its Temporary and Emergency Shelter locations including current census, number of available beds, and exits to housing**. Updates are reported weekly, and this information can be found at: [https://cityoftacoma.org/UserFiles/Servers/Server\\_6/File/NCS/weeklydataupdate.pdf](https://cityoftacoma.org/UserFiles/Servers/Server_6/File/NCS/weeklydataupdate.pdf).

6. **Encampment Outreach:** The City's Homeless Engagement and Alternatives Liaison (HEAL) Team (formerly the Homeless Outreach Team) performs encampment outreach throughout the week to provide individuals opportunities to connect to shelter, behavioral health, substance use and employment services. **For the week of December 30, 2024 – January 3, 2025, staff visited 12 locations. This resulted in 27 contacts by the HEAL Team (13 new, and 14 repeat). Ten individuals were placed in shelter.**
7. **Senior Services Transition Update:** In partnership with Metro Parks Tacoma, the City of Tacoma has expanded senior services in Tacoma to more places (four locations vs. two locations), to facilities that are more easily accessible using public transportation options. **Beginning January 2, 2025, the following Metro Parks locations are now offering services in partnership with the City of Tacoma:**
  - People's Community Center (1602 Martin Luther King Jr. Way, 98405)
  - Eastside Community Center (1721 East 56th Street, 98404)
  - STAR Center (3873 South 66th Street, 98409)
  - Center at Norpoint (4818 Nassau Avenue Northeast, 98422)

**Through use of Council Contingency Funds, Lighthouse Activity Center is remaining open through January with lunch, socialization and opportunities to interact with Metro Parks and City staff. Daily attendance at Lighthouse has ranged between 26 and 42 people.** During the first week, the City has observed more seniors visiting or trying out Metro Parks' services. City-funded transportation is now transporting only to the Metro Parks locations of Eastside Community Center and People's Community Center.

Metro Parks, Franke Tobey Jones and City of Tacoma staff continue encouraging participation at Metro Parks locations and listening to feedback, and staff anticipates continuing to make adjustments at the Metro Parks facilities throughout the transition period to meet needs expressed by senior participants.

8. Please see the attached City of Tacoma **Weekly Meeting Schedule**.
9. Tacoma Police Chief Avery Moore provides the attached **Weekly Crime Report**.

### **STUDY SESSION / WORK SESSION**

10. **The City Council Study Session of Tuesday, January 14, 2025, will be conducted as a hybrid meeting.** This meeting can be attended in-person at the Tacoma Municipal Building, Council Chambers, located at 747 Market Street on the 1<sup>st</sup> floor or be heard by dialing (253) 215 – 8782 or through Zoom at: [www.zoom.us/j/89496171192](http://www.zoom.us/j/89496171192) and entering the meeting ID 894 9617 1192; passcode 89659 when prompted. This meeting will be broadcast on TV Tacoma and Facebook.

Discussion items will include: (1) **City Council Budget Reduction and Revenue Strategy – Context Setting**; (2) **City Council Budget Reduction and Revenue Strategy – Current Programs and Services**; (3) **City Council Budget Reduction and Revenue Strategy – Parameters and Criteria**; (4) **Other Items of Interest: Council Consideration Request – Golden Gloves Sponsorship**; (5) **Committee Reports**; (6) **Agenda Review and City Manager’s Weekly Report**.

On our first agenda item, the City Manager, and staff from Finance and the Office of Management and Budget will discuss the City’s **budget reduction and revenue strategy’s context setting**.

On our second agenda item, the City Manager, and staff from Finance and the Office of Management and Budget will discuss the City’s **budget reduction and revenue strategy’s current programs and services**.

On our third agenda item, the City Manager, and staff from Finance and the Office of Management and Budget will discuss the City’s **budget reduction and revenue strategy’s parameters and criteria**.

Under other items of interest, the following item will be discussed:

- Council Consideration Request – **Golden Gloves Sponsorship**  
[Council Member Hines]

11. The updated **Tentative City Council Forecast and Consolidated Standing Committee Calendar** are attached for your information.

### **MARK YOUR CALENDARS**

12. There are no new events at this time.

Sincerely,  
Elizabeth Pauli



EAP: ram

City Manager



City of Tacoma  
Office of the City Clerk

January 9, 2025

# NOTICE

## SPECIAL MEETING


### Committee of the Whole

A special meeting of the City Council Committee of the Whole will be held on Friday, January 10, 2025, at 1:00 p.m. The purpose of the special meeting is to discuss the budget.

The meeting will be conducted in a hybrid format that includes an in-person component and a remote option. To attend in-person, the special meeting will be held at the Tacoma Municipal Building in the Council Chambers, located at 747 Market Street, on the first floor. To attend remotely dial 253-215-8782 or through Zoom at [www.zoom.us/j/89496171192](http://www.zoom.us/j/89496171192) and entering the meeting ID 894 9617 1192 and passcode 896569, when prompted. The meeting will also be available live on TV Tacoma and Facebook.

Agendas and minutes can be found at <https://cityoftacoma.legistar.com>. Notices can be found at [www.cityoftacoma.org/notices](http://www.cityoftacoma.org/notices).

The City Council may enter into a closed or executive session at any time during an open public meeting as provided by law.

  
Nicole Emery  
City Clerk



The City of Tacoma does not discriminate on the basis of disability in any of its programs, activities, or services. To request this information in an alternative format or to request a reasonable accommodation, please contact the City Clerk's Office at 253-591-5505, at least 24 hours prior to the meeting time. TTY or speech-to-speech users please dial 711 to connect to Washington Relay Services.



# City of Tacoma

## Committee of the Whole Agenda

747 Market Street, Tacoma, WA 98402, Council Chambers

Dial: 253-215-8782 Meeting ID: 894 9617 1192

Webinar Link: [www.zoom.us/j/89496171192](http://www.zoom.us/j/89496171192) Passcode: 896569

**January 10, 2025**

**1:00 PM**

---

**SPECIAL MEETING**

### Call To Order

### Roll Call

### Briefing Items

1. [25-0011](#) Budget Reduction and Revenue Strategy - Context Setting  
[Elizabeth Pauli, City Manager; Andy Cherullo, Director, Finance; Reid Bennion, Interim Budget Officer, Office of Management and Budget]
2. [25-0016](#) Budget Reduction and Revenue Strategy - Current Programs and Services  
[Elizabeth Pauli, City Manager; Andy Cherullo, Director, Finance; Reid Bennion, Interim Budget Officer, Office of Management and Budget]

### Adjournment

The City Council may enter into a closed or executive session at any time during an open public meeting as provided by law.

The Tacoma Municipal Building is served by Pierce Transit bus routes. Visit <https://tripplanner.piercetransit.org> to find your route.

The City of Tacoma does not discriminate on the basis of disability in any of its programs, activities, or services. To request this information in an alternative format or to request a reasonable accommodation, please contact the City Clerk's Office at 253-591-5505, at least 24 hours prior to the meeting time. TTY or speech-to-speech users please dial 711 to connect to Washington Relay Services.



City of Tacoma

City Council Action Memorandum

**TO:** Elizabeth Pauli, City Manager  
**FROM:** Mayor Victoria Woodards and Bucoda Warren, Chief Policy Analyst  
**COPY:** City Council and City Clerk  
**SUBJECT:** Resolution – 2025 appointments of Council Members to various committees, boards, and commissions – Requested 1/14/2024  
**DATE:** January 8, 2025

---

**SUMMARY AND PURPOSE:**

A resolution setting the 2025 appointments of Council Members to various committees, boards, and commissions.

**COUNCIL SPONSORS:**

Mayor Victoria Woodards

**BACKGROUND:**

In addition to incorporating feedback from the Council, Mayor Woodards strives to balance City Council committee, board, and commission assignments based on a number of criteria, including Council areas of interests and expertise, availability, and number of roles assigned.

Pursuant to the Tacoma City Charter and the rules, regulations, and procedures of the City Council, Mayor Woodards brings forward for your consideration a resolution that would confirm appointments for the 2025 calendar year. Appointments are active through 2025 and may serve into 2026 until the 2026 appointment resolution is adopted.

**COMMUNITY ENGAGEMENT/ CUSTOMER RESEARCH:**

Mayor Woodards met with individual Council Members to understand their availability to serve and interests prior to bringing this resolution. Appointments to committees, boards, and commissions can be revisited any time as needed based on feedback that may emerge.

**2025 STRATEGIC PRIORITIES:**

**Equity and Accessibility:**

These are routine appointments to committees, boards, and commissions that provide guidance to a number of city services; local, state, and federal policy issues; transportation services and infrastructure; and partner organizations. Based on the adoption of Resolution No. 40622 on June 30, 2020, the Mayor and all Councilmembers have made a commitment to anti-racist system transformation.

**Explain how your legislation will affect the selected indicator(s).**

No specific policy change will be made by this resolution.



City of Tacoma

**City Council Action Memorandum**

**ALTERNATIVES:**

<b>Alternative(s)</b>	<b>Positive Impact(s)</b>	<b>Negative Impact(s)</b>
1. Take no action	None.	Scheduling conflicts or workload may prevent Councilmembers from participation in key conversations.

**EVALUATION AND FOLLOW UP:**

N/A

**STAFF/SPONSOR RECOMMENDATION:**

Mayor Woodards recommends approval of the resolution, confirming the 2025 Council Appointments.

**FISCAL IMPACT:**

There is no fiscal impact.

**ATTACHMENTS:**

Mayor and Council Appointments



City of Tacoma

City Council Action Memorandum

**TO:** Elizabeth Pauli, City Manager  
**FROM:** Council Member Joe Bushnell and Senior Council Policy Analyst Lynda Foster  
**COPY:** City Clerk and City Council  
**SUBJECT:** **Resolution - Declaring the Investigation, Arrest, and Prosecution of Anyone Engaging in Entheogen-Related Activities Should Be Among the City of Tacoma's Lowest Law Enforcement Priorities and Stating the City Council's Support for Full Decriminalization of these Activities - January 28, 2025**  
**DATE:** January 8, 2025

---

### **SUMMARY AND PURPOSE:**

A resolution directs the City Manager to implement the following:

1. That the investigation, arrest, and prosecution of anyone engaging in entheogen-related activities, including but not limited to the planting, cultivating, gathering, transporting, distributing, possession, or using entheogens by adults, should be among the City of Tacoma's lowest law enforcement priorities.
2. This Resolution does not:
  - a. Permit driving under the influence of entheogenic plants or fungi;
  - b. Permit the possession or distribution of entheogens in schools or parks;
  - c. Authorize or enable commercial manufacturing or sales of entheogenic plants or fungi;
  - d. Permit conduct that puts public safety at risk or causes a public nuisance that violates the law; or
  - e. Prohibit or discourage the investigation, arrest, or prosecution of crimes in bullets a-d.
3. The Council states its support for continued research for alternative treatment modalities and our support for structured medical models. The Council further states its support for the full decriminalization of entheogen-related activities at the federal level.

### **COUNCIL SPONSORS:**

Mayor Woodards, Council Members Bushnell, Diaz, and Scott.

### **BACKGROUND:**

#### **The Sponsor's Recommendation is Based On:**

Entheogen is a term that encompasses any living, fresh, dried, or processed plant or fungal material, including teas or powders, that may contain currently scheduled or analog psychoactive indolamines, tryptamines, or phenethylamines, including, but not limited to, psilocybin mushrooms, ayahuasca tea, mescaline, and iboga. A variety of jurisdictions in the United States, including Seattle, Port Townsend, Olympia, and Jefferson County, have supported decriminalization of entheogens, and Colorado, Oregon, and Washington D.C. have decriminalized some or all entheogens through successful ballot initiatives.

Depression, severe anxiety, problematic substance use, post-traumatic stress, end-of-life anxiety, grief, isolation, intergenerational trauma, and other physical and mental conditions are plaguing many communities, and scientific and clinical studies show the benefits of entheogens in treating these conditions. U.S. Food and Drug Administration (FDA) sanctioned clinical trials show positive results that demonstrate the safety and efficacy of psilocybin assisted therapy. The FDA designated psilocybin assisted therapy as a breakthrough therapy for treatment resistant depression in 2018 and major depressive disorder in 2019. Human cultures around the world recognize entheogens as sacred and have used them as part of their cultural, spiritual, and religious practices for generations.





Communities face unprecedented mental health crisis, unprecedented suicide rates, especially among veterans and marginalized groups, and a deepening opioid addiction crisis. Tacoma can contribute to removing stigmas through public education and supporting community mental health efforts. Decriminalization of entheogens does not undermine the seriousness of the opioid epidemic and impact of harmful substances on the lives of individuals, families, and communities.

Our 2025 state legislative agenda includes the policy position: ***Psilocybin Substances***: The City encourages the legislature to consider decriminalizing psilocybin substances in light of the growing research indicating potential medical uses for the substances and the number of local jurisdictions and states that are decriminalizing the substance.

**COMMUNITY ENGAGEMENT/ CUSTOMER RESEARCH:**

Community members have brought this request to Tacoma City Council Members. Veterans, advocates, and other Tacoma residents have attended community forums and requested the City Council adopt a resolution like this one.

**2025 STRATEGIC PRIORITIES:**

**Equity and Accessibility: (*Mandatory*)**

This is the Minority Health Disparity Gap, and we've known about it for a long time. Regarding mental health, Black adults (including those identifying as mixed-race Black) are more likely to have feelings of sadness, hopelessness, and worthlessness than white adults, while Black and mixed-race youth are more likely to attempt suicide than white youth<sup>1</sup>. Veterans returning from combat often experience waves of emotions in response to surviving traumatic events, such as being attacked or seeing others wounded or killed. Some veterans have trouble concentrating, relive traumatic events, or have thoughts of death or suicide. They may also use drugs, drink too much, or have trouble sleeping. For many veterans, these thoughts, feelings, and behaviors are reactions to difficult experiences that fade as they adjust to civilian life. But for some, they could be signs of serious mental health problems<sup>2</sup>.

**Civic Engagement: *Equity Index Score*:** Moderate Opportunity

Increase the percentage of residents who believe they are able to have a positive impact on the community and express trust in the public institutions in Tacoma.

Representation at public meetings will reflect the diversity of the Tacoma community

**Livability: *Equity Index Score*:** Moderate Opportunity

Improve health outcomes and reduce disparities, in alignment with the community health needs assessment and CHIP, for all Tacoma residents

**Explain how your legislation will affect the selected indicator(s).**

This policy is directly in response to community members. Taking action will show the community that the City Council values when they share ideas and advocate to improve lives in Tacoma. The resolution also shows support for finding alternative mental health treatments that can benefit communities that disproportionately have mental



health challenges.

**ALTERNATIVES:**

Presumably, your recommendation is not the only potential course of action; please discuss other alternatives or actions that City Council or staff could take. Please use table below.

Alternative(s)	Positive Impact(s)	Negative Impact(s)
1. Take no action	Aligns City actions with state and federal law.	Does not take policy statement on entheogen-related activities.

**EVALUATION AND FOLLOW UP:**

The government affairs team should track state and federal legislation related to decriminalization of Entheogen-Related Activities and report developments back to Council.

**STAFF/SPONSOR RECOMMENDATION:**

The sponsor recommendation is to pass this resolution and join the growing movement of municipalities and states calling for the decriminalization of Entheogen-Related Activities.

**FISCAL IMPACT:**

No fiscal impact associated with passing this resolution.

Fund Number & Name	COST OBJECT (CC/WBS/ORDER)	Cost Element	Total Amount
1. N/A			
2.			
<b>TOTAL</b>			

**What Funding is being used to support the expense?**

**Are the expenditures and revenues planned and budgeted in this biennium’s current budget?**

YES

**Are there financial costs or other impacts of not implementing the legislation?**

NO

**Will the legislation have an ongoing/recurring fiscal impact?**

NO

**Will the legislation change the City’s FTE/personnel counts?**

NO

**ATTACHMENTS:**

N/A



# Tacoma City Council Constituent Intake Website Final 2024 Data Report

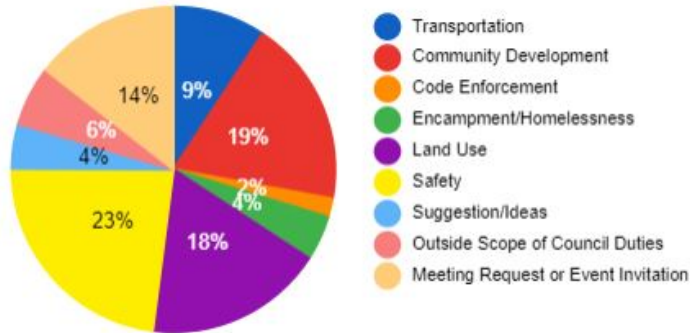
Total Request  
Submissions  
**285**

Request  
Submissions  
**222**

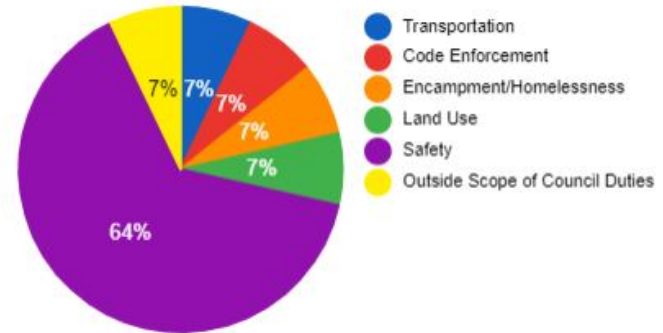
Requests including  
+1 Council Members

## Topic Codes

### Summary

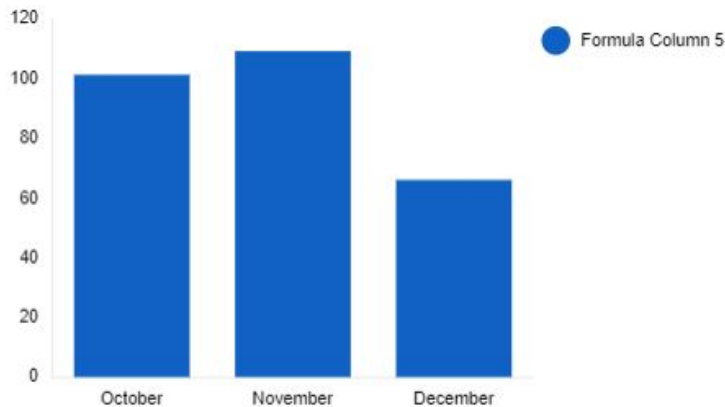


### Last 14 Days

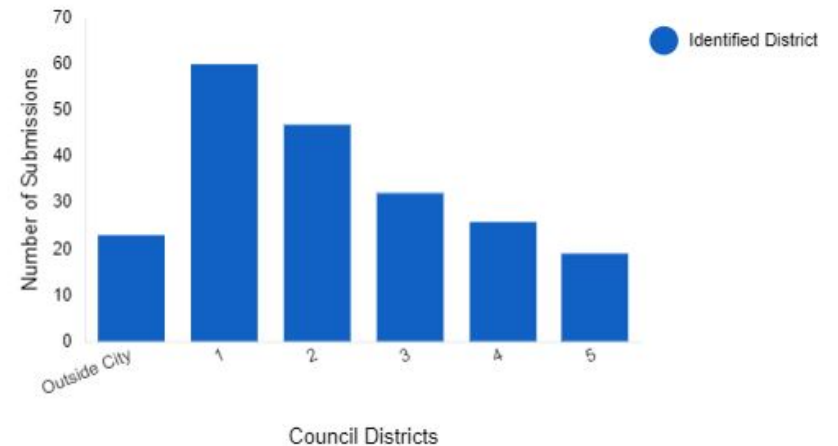


## Submission Summary

### Submissions by Month



### Submissions by Council District



**Contact:** Karyssa Mathison, Constituent Relations Analyst  
kmathison@cityoftacoma.org





## MEETINGS FOR THE WEEK OF JANUARY 13, 2025 THROUGH JANUARY 17, 2025

TIME	MEETING	LOCATION
<b>MONDAY, JANUARY 13, 2025</b>		
5:00 PM	Local Improvement District (L.I.D.) Hearings*	747 Market St., Municipal Bldg., Council Chambers Visit <a href="http://www.cityoftacoma.org/hearingexaminer">www.cityoftacoma.org/hearingexaminer</a>
5:00 PM	Tacoma Arts Commission	747 Market St., Municipal Bldg., Conf. Rm. 248 Join Zoom Meeting at: <a href="https://zoom.us/j/98169721348">https://zoom.us/j/98169721348</a> Telephonic: Dial 253-215-8782 Meeting ID: 981 6972 1348 Passcode: 299982
5:30 PM	Human Rights Commission Study Session	747 Market St., Municipal Bldg., Conf. Rm. 243 Join Zoom Meeting at: <a href="http://zoom.us/j/81909815518">http://zoom.us/j/81909815518</a> Telephonic: Dial 253-215-8782 Meeting ID: 819 0891 5518 Contact Vicky McLaurin at <a href="mailto:HRcandCIRA@cityoftacoma.org">HRcandCIRA@cityoftacoma.org</a>
6:00 PM	Community's Police Advisory Committee	747 Market St., Municipal Bldg., Conf. Rm. 220A Join Zoom Meeting at: <a href="https://zoom.us/j/85076233615">https://zoom.us/j/85076233615</a> Telephonic: Dial 253-215-8782 Meeting ID: 850 7623 3615 Passcode: 889454 Contact Ted Richardson at <a href="mailto:trichardson@cityoftacoma.org">trichardson@cityoftacoma.org</a>
6:30 PM	Human Rights Commission	747 Market St., Municipal Bldg., Conf. Rm. 243 Join Zoom Meeting at: <a href="http://zoom.us/j/85915410975">http://zoom.us/j/85915410975</a> Telephonic: Dial 253-215-8782 Meeting ID: 859 1541 0975 Contact Vicky McLaurin at <a href="mailto:hsc-ncs-comms@cityoftacoma.org">hsc-ncs-comms@cityoftacoma.org</a>
<b>TUESDAY, JANUARY 14, 2025</b>		
9:00 AM	Hearing Examiner's Hearing*	747 Market St., Municipal Bldg., Council Chambers Visit <a href="http://www.cityoftacoma.org/hearingexaminer">www.cityoftacoma.org/hearingexaminer</a>
10:00 AM	Economic Development Committee	747 Market St., Municipal Bldg., Conf. Rm. 248 Join Zoom Meeting at: <a href="https://zoom.us/j/88227539908">https://zoom.us/j/88227539908</a> Telephonic: Dial 253-215-8782 Meeting ID: 882 2753 9908 Passcode: 614650
11:15 AM	Bid Opening**	3628 S. 35th St., Public Utilities Bldg., ABN-M1 Join Zoom Meeting at: <a href="https://zoom.us/j/88402380573">https://zoom.us/j/88402380573</a> Telephonic: Dial 253-215-8782 Meeting ID: 884 0268 0573 Passcode: 070737
NOON	City Council Study Session	747 Market St., Municipal Bldg., Council Chambers Join Zoom Meeting at: <a href="https://zoom.us/j/89496171192">https://zoom.us/j/89496171192</a> Telephonic: Dial 253-215-8782 Meeting ID: 894 9617 1192 Passcode: 896569
5:00 PM	City Council Meeting	747 Market St., Municipal Bldg., Council Chambers Join Zoom Meeting at: <a href="https://zoom.us/j/84834233126">https://zoom.us/j/84834233126</a> Telephonic: Dial 253-215-8782 Meeting ID: 848 3423 3126 Passcode: 349099
<b>WEDNESDAY, JANUARY 15, 2025</b>		
2:00 PM	Tacoma Permit Advisory Group	747 Market St., Municipal Bldg., Conf. Rm. 243 Join Zoom Meeting at: <a href="https://zoom.us/j/83142338104">https://zoom.us/j/83142338104</a> Telephonic: Dial 253-215-8782 Meeting ID: 831 4233 8104 Passcode: 193952 Contact Megan Norman at 253-325-3948

- 4:00 PM City Events and Recognitions Committee 747 Market St., Municipal Bldg., Conf. Rm. 248  
Join Zoom Meeting at: <https://zoom.us/j/87320156844>  
Telephonic: Dial 253-215-8782  
Meeting ID: 873 2015 6844  
Contact Ashley Young at 253-573-2523
- 5:00 PM Planning Commission 747 Market St., Municipal Bldg., Council Chambers  
Join Zoom Meeting at: <https://zoom.us/j/84416624153>  
Telephonic: Dial 253-215-8782  
Meeting ID: 844 1662 4153  
Contact Stephen Atkinson at 253-905-4146
- 5:30 PM Tacoma Public Library Board of Trustees South Tacoma Branch, 3411 South 56th St.  
Visit <https://tacomalibrary.org/board-of-trustees/>
- 5:30 PM Transportation Commission 747 Market St., Municipal Bldg., Conf. Rm. 243  
Join Zoom Meeting at: <https://zoom.us/j/87316891624>  
Telephonic: Dial 253-215-8782  
Meeting ID: 873 1689 1624 Passcode: 747000

**THURSDAY, JANUARY 16, 2025**

- 8:00 AM Greater Tacoma Regional Convention Center 1500 Commerce St., Greater Tacoma Convention and Trade Ctr.,  
Public Facilities District Board of Directors Board Rm. South  
Join Zoom Meeting at: <https://zoom.us/j/87331822786>  
Telephonic: Dial 253-215-8782  
Meeting ID: 873 3182 2786 Passcode: 922524
- 9:00 AM Hearing Examiner's Hearing\* 747 Market St., Municipal Bldg., Council Chambers  
Visit [www.cityoftacoma.org/hearingexaminer](http://www.cityoftacoma.org/hearingexaminer)
- 5:00 PM Sustainable Tacoma Commission 747 Market St., Municipal Bldg., Conf. Rm. 248  
Join Zoom Meeting at: <https://zoom.us/j/96320674154>  
Telephonic: Dial 253-215-8782  
Meeting ID: 963 2067 4154 Passcode: 638370  
Contact LaKecia Farmer at 253-625-4318
- 5:30 PM Urban Design Board 747 Market St., Municipal Bldg., Conf. Rm. 243  
Join Zoom Meeting at: <https://zoom.us/j/82923259724>  
Telephonic: Dial 253-215-8782  
Meeting ID: 829 2325 9724

**FRIDAY, JANUARY 17, 2025**

- 8:00 AM Joint Municipal Action Committee – 747 Market St., Municipal Bldg., Conf. Rm. 248  
**Special Meeting** Join Zoom Meeting at: <https://zoom.us/j/84064886981>  
Telephonic: Dial 253-215-8782  
Meeting ID: 840 6488 6981



Meeting sites are accessible to people with disabilities. People with disabilities requiring special accommodations should contact the appropriate department(s) 48 hours prior to the meeting time.

\* Hearing Examiner's Hearings and Local Improvement District Meetings meet on an as-needed basis. Contact the Hearing Examiner's Office at 253-591-5195 to confirm whether a meeting will be held this week. Hearings may be held at various times throughout the day.

\*\* Bid Opening will be held on an as-needed basis. Contact the Finance Procurement and Payables Office at 253-502-8468 or [www.tacomapurchasing.org](http://www.tacomapurchasing.org) to confirm whether Bid Opening will be held.



# Citywide Weekly Briefing for 25 December 2024 to 31 December 2024

The data is not National Incident Based Reporting System (NIBRS) compliant. Do not compare the results with any report using that standard. The data is dynamic and is subject to change and/or revision. The number of distinct offenses listed on a report are counted. This does not represent reports or individuals. All data is compared to last year for the same number of days or date range. Small numbers may cause large percent increases and decreases. Beginning 1 October 2022, there was a change in how TPD reports certain Aggravated Assaults and Destruction offenses.

Offense Breakdown	7 Days		28 Days		Year to Date		7 Days	28 Days	YTD
	25-Dec-2023	25-Dec-2024	04-Dec-2023	04-Dec-2024	01-Jan-2023	01-Jan-2024			
	31-Dec-2023	31-Dec-2024	31-Dec-2023	31-Dec-2024	31-Dec-2023	31-Dec-2024			
<b>Persons</b>	<b>91</b>	<b>61</b>	<b>318</b>	<b>271</b>	<b>4455</b>	<b>4324</b>	33.0% ▼	14.8% ▼	2.9% ▼
Assault	81	59	288	254	4039	3930	27.2% ▼	11.8% ▼	2.7% ▼
Homicide (doesn't include Negligent/Justifiable)	1	0	4	0	32	21	100.0% ▼	100.0% ▼	34.4% ▼
Kidnapping/Abduction	3	0	6	3	92	101	100.0% ▼	50.0% ▼	9.8% ▲
Sex Offenses, Forcible	6	2	20	14	290	270	66.7% ▼	30.0% ▼	6.9% ▼
<b>Property</b>	<b>381</b>	<b>248</b>	<b>1732</b>	<b>1122</b>	<b>25026</b>	<b>19592</b>	34.9% ▼	35.2% ▼	21.7% ▼
Arson	2	2	11	5	124	108	0.0%	54.5% ▼	12.9% ▼
Burglary/Breaking and Entering	28	17	168	86	1642	1539	39.3% ▼	48.8% ▼	6.3% ▼
Counterfeiting/Forgery	0	0	3	0	47	53	0.0%	100.0% ▼	12.8% ▲
Destruction/Damage/Vandalism of Property	100	77	455	297	6574	5320	23.0% ▼	34.7% ▼	19.1% ▼
Fraud	7	2	38	28	593	611	71.4% ▼	26.3% ▼	3.0% ▲
Larceny/Theft	148	94	629	511	8697	8179	36.5% ▼	18.8% ▼	6.0% ▼
Motor Vehicle Theft	74	45	353	149	6153	2995	39.2% ▼	57.8% ▼	51.3% ▼
Robbery	12	5	41	24	628	423	58.3% ▼	41.5% ▼	32.6% ▼
Stolen Property	9	4	27	17	479	288	55.6% ▼	37.0% ▼	39.9% ▼
<b>Society</b>	<b>8</b>	<b>15</b>	<b>41</b>	<b>65</b>	<b>512</b>	<b>743</b>	87.5% ▲	58.5% ▲	45.1% ▲
Drug/Narcotic	5	13	17	49	194	449	160.0% ▲	188.2% ▲	131.4% ▲
Pornography/Obscene Material	1	0	2	3	18	17	100.0% ▼	50.0% ▲	5.6% ▼
Prostitution	0	0	0	0	5	5	0.0%	0.0%	0.0%
Weapon Law Violations	2	2	22	13	295	272	0.0%	40.9% ▼	7.8% ▼
<b>Citywide Totals</b>	<b>480</b>	<b>324</b>	<b>2091</b>	<b>1458</b>	<b>29993</b>	<b>24659</b>	32.5% ▼	30.3% ▼	17.8% ▼

NC = Noncalculable

## Last 7 Days

<p><b>Notes:</b></p> <ul style="list-style-type: none"> <li>There were no Homicide offense(s) during the last 7 days.</li> <li>66.1% (39/59) of the Assaults were coded Simple Assault.</li> <li>There were 48 DV-related offenses.</li> <li>70.8% (34/48) of the DV-related offenses were Persons.</li> <li>57.6% (34/59) of the Assaults were DV-related.</li> <li>DV-related Offenses: 61 ↘ 48</li> <li>There were no Gang-Related offense(s) during the last 7 days.</li> <li>Theft from Motor Vehicle: 61 ↘ 36</li> </ul>	<p><b>Top 5 Locations - Compared to last year</b></p> <ul style="list-style-type: none"> <li>4502 S Steele St: 11 ↘ 7</li> <li>409 S 23rd St: 0 ↗ 5</li> <li>1913 S 72nd St: 3 ↗ 4</li> <li>3320 S 23rd St: 3 ↗ 4</li> <li>495 E 19th St: 0 ↗ 3</li> <li>2424 S 41st St: 0 ↗ 3</li> <li>3105 S 47th St: 0 ↗ 3</li> <li>29 St Helens Ave: 0 ↗ 3</li> </ul>	<p><b>Top 5 Offense Locations - Compared to last year</b></p> <ul style="list-style-type: none"> <li>Single Family Residence: 84 ↘ 71</li> <li>Parking Lot: 57 ↗ 65</li> <li>Street/Right Of Way: 98 ↘ 56</li> <li>Apartment: 70 ↘ 31</li> <li>Grocery Store: 16 ↘ 11</li> </ul>
--	---	--



# Sector 1 Weekly Briefing for 25 December 2024 to 31 December 2024

The data is not National Incident Based Reporting System (NIBRS) compliant. Do not compare the results with any report using that standard. The data is dynamic and is subject to change and/or revision. The number of distinct offenses listed on a report are counted. This does not represent reports or individuals. All data is compared to last year for the same number of days or date range. Small numbers may cause large percent increases and decreases. Beginning 1 October 2022, there was a change in how TPD reports certain Aggravated Assaults and Destruction offenses.

Offense Breakdown	7 Days		28 Days		Year to Date		7 Days	28 Days	YTD
	25-Dec-2023	25-Dec-2024	04-Dec-2023	04-Dec-2024	01-Jan-2023	01-Jan-2024			
	31-Dec-2023	31-Dec-2024	31-Dec-2023	31-Dec-2024	31-Dec-2023	31-Dec-2024			
<b>Persons</b>	<b>18</b>	<b>10</b>	<b>78</b>	<b>64</b>	<b>1113</b>	<b>1122</b>	44.4% ▼	17.9% ▼	0.8% ▲
Assault	18	10	76	62	1005	1008	44.4% ▼	18.4% ▼	0.3% ▲
Homicide <i>(doesn't include Negligent/Justifiable)</i>	0	0	1	0	7	7	0.0%	100.0% ▼	0.0%
Kidnapping/Abduction	0	0	0	0	21	31	0.0%	0.0%	47.6% ▲
Sex Offenses, Forcible	0	0	1	2	79	76	0.0%	100.0% ▲	3.8% ▼
<b>Property</b>	<b>106</b>	<b>52</b>	<b>395</b>	<b>310</b>	<b>5771</b>	<b>5387</b>	50.9% ▼	21.5% ▼	6.7% ▼
Arson	0	1	6	3	51	49	NC	50.0% ▼	3.9% ▼
Burglary/Breaking and Entering	7	7	33	24	397	431	0.0%	27.3% ▼	8.6% ▲
Counterfeiting/Forgery	0	0	1	0	11	3	0.0%	100.0% ▼	72.7% ▼
Destruction/Damage/Vandalism of Property	32	20	110	99	1744	1835	37.5% ▼	10.0% ▼	5.2% ▲
Fraud	3	1	10	15	107	103	66.7% ▼	50.0% ▲	3.7% ▼
Larceny/Theft	46	16	138	130	1921	2063	65.2% ▼	5.8% ▼	7.4% ▲
Motor Vehicle Theft	14	6	85	33	1296	724	57.1% ▼	61.2% ▼	44.1% ▼
Robbery	1	0	7	4	122	110	100.0% ▼	42.9% ▼	9.8% ▼
Stolen Property	3	1	5	2	105	50	66.7% ▼	60.0% ▼	52.4% ▼
<b>Society</b>	<b>1</b>	<b>1</b>	<b>7</b>	<b>17</b>	<b>142</b>	<b>184</b>	0.0%	142.9% ▲	29.6% ▲
Drug/Narcotic	0	0	2	12	63	113	0.0%	500.0% ▲	79.4% ▲
Pornography/Obscene Material	1	0	2	0	4	3	100.0% ▼	100.0% ▼	25.0% ▼
Prostitution	0	0	0	0	4	2	0.0%	0.0%	50.0% ▼
Weapon Law Violations	0	1	3	5	71	66	NC	66.7% ▲	7.0% ▼
<b>Sector Totals</b>	<b>125</b>	<b>63</b>	<b>480</b>	<b>391</b>	<b>7026</b>	<b>6693</b>	49.6% ▼	18.5% ▼	4.7% ▼

NC = Noncalculable

## Last 7 Days

<p><b>Notes:</b></p> <ul style="list-style-type: none"> <li>There were no Homicide offense(s) during the last 7 days.</li> <li>40.0% (4/10) of the Assaults were coded Simple Assault.</li> <li>There were 7 DV-related offenses.</li> <li>85.7% (6/7) of the DV-related offenses were Persons.</li> <li>60.0% (6/10) of the Assaults were DV-related.</li> <li>DV-related Offenses: 10 ↘ 7</li> <li>There were no Gang-Related offense(s) during the last 7 days.</li> <li>Theft from Motor Vehicle: 22 ↘ 9</li> </ul>	<p><b>Top 5 Locations - Compared to last year</b></p> <ul style="list-style-type: none"> <li>409 S 23rd St: 0 ↗ 5</li> <li>495 E 19th St: 0 ↗ 3</li> <li>902 S L St: 0 ↗ 2</li> <li>1552 Commerce St: 0 ↗ 2</li> <li>1821 Dock St: 0 ↗ 2</li> <li>1538 Commerce St: 0 ↗ 2</li> <li>1909 S M St: 0 ↗ 2</li> <li>There were 8 additional locations with 2.</li> </ul>	<p><b>Top 5 Offense Locations - Compared to last year</b></p> <ul style="list-style-type: none"> <li>Street/Right Of Way: 36 ↘ 16</li> <li>Parking Lot: 10 ↗ 12</li> <li>Single Family Residence: 12 ↘ 8</li> <li>Apartment: 22 ↘ 6</li> <li>Garage (Non-Residential): 8 ↘ 4</li> </ul>
---	---	---



# Sector 2 Weekly Briefing for 25 December 2024 to 31 December 2024

The data is not National Incident Based Reporting System (NIBRS) compliant. Do not compare the results with any report using that standard. The data is dynamic and is subject to change and/or revision. The number of distinct offenses listed on a report are counted. This does not represent reports or individuals. All data is compared to last year for the same number of days or date range. Small numbers may cause large percent increases and decreases. Beginning 1 October 2022, there was a change in how TPD reports certain Aggravated Assaults and Destruction offenses.

Offense Breakdown	7 Days		28 Days		Year to Date		7 Days	28 Days	YTD
	25-Dec-2023	25-Dec-2024	04-Dec-2023	04-Dec-2024	01-Jan-2023	01-Jan-2024			
	31-Dec-2023	31-Dec-2024	31-Dec-2023	31-Dec-2024	31-Dec-2023	31-Dec-2024			
<b>Persons</b>	<b>20</b>	<b>17</b>	<b>62</b>	<b>65</b>	<b>961</b>	<b>1057</b>	15.0% ▼	4.8% ▲	10.0% ▲
Assault	19	16	56	60	856	946	15.8% ▼	7.1% ▲	10.5% ▲
Homicide <i>(doesn't include Negligent/Justifiable)</i>	0	0	0	0	10	2	0.0%	0.0%	80.0% ▼
Kidnapping/Abduction	0	0	1	1	13	25	0.0%	0.0%	92.3% ▲
Sex Offenses, Forcible	1	1	5	4	82	83	0.0%	20.0% ▼	1.2% ▲
<b>Property</b>	<b>89</b>	<b>74</b>	<b>507</b>	<b>303</b>	<b>7099</b>	<b>5255</b>	16.9% ▼	40.2% ▼	26.0% ▼
Arson	1	1	1	2	27	23	0.0%	100.0% ▲	14.8% ▼
Burglary/Breaking and Entering	2	0	40	25	400	352	100.0% ▼	37.5% ▼	12.0% ▼
Counterfeiting/Forgery	0	0	1	0	14	18	0.0%	100.0% ▼	28.6% ▲
Destruction/Damage/Vandalism of Property	24	23	148	83	1967	1431	4.2% ▼	43.9% ▼	27.2% ▼
Fraud	2	0	9	4	168	196	100.0% ▼	55.6% ▼	16.7% ▲
Larceny/Theft	40	34	193	144	2585	2279	15.0% ▼	25.4% ▼	11.8% ▼
Motor Vehicle Theft	14	13	95	35	1699	824	7.1% ▼	63.2% ▼	51.5% ▼
Robbery	6	3	19	7	158	85	50.0% ▼	63.2% ▼	46.2% ▼
Stolen Property	0	0	0	2	55	30	0.0%	NC	45.5% ▼
<b>Society</b>	<b>1</b>	<b>2</b>	<b>4</b>	<b>5</b>	<b>57</b>	<b>85</b>	100.0% ▲	25.0% ▲	49.1% ▲
Drug/Narcotic	0	2	0	3	21	45	NC	NC	114.3% ▲
Pornography/Obscene Material	0	0	0	0	4	2	0.0%	0.0%	50.0% ▼
Prostitution	0	0	0	0	0	0	0.0%	0.0%	0.0%
Weapon Law Violations	1	0	4	2	32	38	100.0% ▼	50.0% ▼	18.8% ▲
<b>Sector Totals</b>	<b>110</b>	<b>93</b>	<b>573</b>	<b>373</b>	<b>8117</b>	<b>6397</b>	15.5% ▼	34.9% ▼	21.2% ▼

NC = Noncalculable

## Last 7 Days

### Notes:

- There were no Homicide offense(s) during the last 7 days.
- 62.5% (10/16) of the Assaults were coded Simple Assault.
- There were 13 DV-related offenses.
- 69.2% (9/13) of the DV-related offenses were Persons.
- 56.3% (9/16) of the Assaults were DV-related.
- DV-related Offenses: 18 ↘ 13
- There were no Gang-Related offense(s) during the last 7 days.
- Theft from Motor Vehicle: 13 ↗ 16

### Top 5 Locations - Compared to last year

- 3320 S 23rd St: 3 ↗ 4
- 29 St Helens Ave: 0 ↗ 3
- 1201 S Proctor St: 0 ↗ 2
- 4609 N Defiance St: 0 ↗ 2
- 4615 N 29th St: 0 ↗ 2
- 3202 S 23rd St: 0 ↗ 2
- 3115 N Narrows Dr: 0 ↗ 2
- There were 11 additional locations with 2.

### Top 5 Offense Locations - Compared to last year

- Single Family Residence: 19 ↗ 26
- Street/Right Of Way: 12 ↗ 15
- Parking Lot: 15 ↘ 13
- Apartment: 18 ↘ 11
- Department Store: 5 ↗ 6





# Sector 3 Weekly Briefing for 25 December 2024 to 31 December 2024

The data is not National Incident Based Reporting System (NIBRS) compliant. Do not compare the results with any report using that standard. The data is dynamic and is subject to change and/or revision. The number of distinct offenses listed on a report are counted. This does not represent reports or individuals. All data is compared to last year for the same number of days or date range. Small numbers may cause large percent increases and decreases. Beginning 1 October 2022, there was a change in how TPD reports certain Aggravated Assaults and Destruction offenses.

Offense Breakdown	7 Days		28 Days		Year to Date		7 Days	28 Days	YTD
	25-Dec-2023	25-Dec-2024	04-Dec-2023	04-Dec-2024	01-Jan-2023	01-Jan-2024			
	31-Dec-2023	31-Dec-2024	31-Dec-2023	31-Dec-2024	31-Dec-2023	31-Dec-2024			
<b>Persons</b>	<b>25</b>	<b>13</b>	<b>75</b>	<b>66</b>	<b>990</b>	<b>970</b>	48.0%▼	12.0%▼	2.0%▼
Assault	23	13	63	61	893	889	43.5%▼	3.2%▼	0.4%▼
Homicide (doesn't include Negligent/Justifiable)	0	0	1	0	8	3	0.0%	100.0%▼	62.5%▼
Kidnapping/Abduction	1	0	2	2	28	23	100.0%▼	0.0%	17.9%▼
Sex Offenses, Forcible	1	0	9	3	60	54	100.0%▼	66.7%▼	10.0%▼
<b>Property</b>	<b>108</b>	<b>57</b>	<b>468</b>	<b>286</b>	<b>6514</b>	<b>4874</b>	47.2%▼	38.9%▼	25.2%▼
Arson	0	0	0	0	17	17	0.0%	0.0%	0.0%
Burglary/Breaking and Entering	11	3	57	10	441	369	72.7%▼	82.5%▼	16.3%▼
Counterfeiting/Forgery	0	0	1	0	14	17	0.0%	100.0%▼	21.4%▲
Destruction/Damage/Vandalism of Property	30	17	122	59	1556	1107	43.3%▼	51.6%▼	28.9%▼
Fraud	0	1	9	6	168	163	NC	33.3%▼	3.0%▼
Larceny/Theft	38	26	167	159	2365	2272	31.6%▼	4.8%▼	3.9%▼
Motor Vehicle Theft	25	7	99	40	1655	715	72.0%▼	59.6%▼	56.8%▼
Robbery	2	0	6	4	146	101	100.0%▼	33.3%▼	30.8%▼
Stolen Property	2	1	4	6	135	93	50.0%▼	50.0%▲	31.1%▼
<b>Society</b>	<b>2</b>	<b>4</b>	<b>10</b>	<b>14</b>	<b>143</b>	<b>203</b>	100.0%▲	40.0%▲	42.0%▲
Drug/Narcotic	2	4	7	11	56	120	100.0%▲	57.1%▲	114.3%▲
Pornography/Obscene Material	0	0	0	1	6	6	0.0%	NC	0.0%
Prostitution	0	0	0	0	1	0	0.0%	0.0%	100.0%▼
Weapon Law Violations	0	0	3	2	80	77	0.0%	33.3%▼	3.8%▼
<b>Sector Totals</b>	<b>135</b>	<b>74</b>	<b>553</b>	<b>366</b>	<b>7647</b>	<b>6047</b>	45.2%▼	33.8%▼	20.9%▼

NC = Noncalculable

## Last 7 Days

<p><b>Notes:</b></p> <ul style="list-style-type: none"> <li>There were no Homicide offense(s) during the last 7 days.</li> <li>76.9% (10/13) of the Assaults were coded Simple Assault.</li> <li>There were 15 DV-related offenses.</li> <li>60.0% (9/15) of the DV-related offenses were Persons.</li> <li>69.2% (9/13) of the Assaults were DV-related.</li> <li>DV-related Offenses: 15 ↔ 15</li> <li>There were no Gang-Related offense(s) during the last 7 days.</li> <li>Theft from Motor Vehicle: 15 ↘ 8</li> </ul>	<p><b>Top 5 Locations - Compared to last year</b></p> <ul style="list-style-type: none"> <li>4502 S Steele St: 11 ↘ 7</li> <li>1913 S 72nd St: 3 ↗ 4</li> <li>2424 S 41st St: 0 ↗ 3</li> <li>3105 S 47th St: 0 ↗ 3</li> <li>3714 S Ainsworth Ave: 0 ↗ 2</li> <li>4215 S 30th St: 2 ↔ 2</li> <li>4214 Tacoma Mall Blvd: 2 ↔ 2</li> <li>There were 9 additional locations with 2.</li> </ul>	<p><b>Top 5 Offense Locations - Compared to last year</b></p> <ul style="list-style-type: none"> <li>Parking Lot: 21 ↗ 22</li> <li>Single Family Residence: 19 ↘ 11</li> <li>Apartment: 22 ↘ 9</li> <li>Driveway: 1 ↗ 4</li> <li>Grocery Store: 1 ↗ 4</li> </ul>
---	--	--



# Sector 4 Weekly Briefing for 25 December 2024 to 31 December 2024

The data is not National Incident Based Reporting System (NIBRS) compliant. Do not compare the results with any report using that standard. The data is dynamic and is subject to change and/or revision. The number of distinct offenses listed on a report are counted. This does not represent reports or individuals. All data is compared to last year for the same number of days or date range. Small numbers may cause large percent increases and decreases. Beginning 1 October 2022, there was a change in how TPD reports certain Aggravated Assaults and Destruction offenses.

Offense Breakdown	7 Days		28 Days		Year to Date		7 Days	28 Days	YTD
	25-Dec-2023	25-Dec-2024	04-Dec-2023	04-Dec-2024	01-Jan-2023	01-Jan-2024			
	31-Dec-2023	31-Dec-2024	31-Dec-2023	31-Dec-2024	31-Dec-2023	31-Dec-2024			
<b>Persons</b>	<b>28</b>	<b>21</b>	<b>103</b>	<b>76</b>	<b>1391</b>	<b>1173</b>	25.0% ▼	26.2% ▼	15.7% ▼
Assault	21	20	93	71	1285	1085	4.8% ▼	23.7% ▼	15.6% ▼
Homicide <i>(doesn't include Negligent/Justifiable)</i>	1	0	2	0	7	9	100.0% ▼	100.0% ▼	28.6% ▲
Kidnapping/Abduction	2	0	3	0	30	22	100.0% ▼	100.0% ▼	26.7% ▼
Sex Offenses, Forcible	4	1	5	5	69	57	75.0% ▼	0.0%	17.4% ▼
<b>Property</b>	<b>78</b>	<b>65</b>	<b>362</b>	<b>223</b>	<b>5642</b>	<b>4075</b>	16.7% ▼	38.4% ▼	27.8% ▼
Arson	1	0	4	0	29	19	100.0% ▼	100.0% ▼	34.5% ▼
Burglary/Breaking and Entering	8	7	38	27	404	387	12.5% ▼	28.9% ▼	4.2% ▼
Counterfeiting/Forgery	0	0	0	0	8	15	0.0%	0.0%	87.5% ▲
Destruction/Damage/Vandalism of Property	14	17	75	56	1307	947	21.4% ▲	25.3% ▼	27.5% ▼
Fraud	2	0	10	3	150	149	100.0% ▼	70.0% ▼	0.7% ▼
Larceny/Theft	24	18	131	78	1826	1564	25.0% ▼	40.5% ▼	14.3% ▼
Motor Vehicle Theft	21	19	74	41	1503	732	9.5% ▼	44.6% ▼	51.3% ▼
Robbery	3	2	9	9	202	127	33.3% ▼	0.0%	37.1% ▼
Stolen Property	4	2	18	7	184	115	50.0% ▼	61.1% ▼	37.5% ▼
<b>Society</b>	<b>4</b>	<b>8</b>	<b>20</b>	<b>29</b>	<b>170</b>	<b>271</b>	100.0% ▲	45.0% ▲	59.4% ▲
Drug/Narcotic	3	7	8	23	54	171	133.3% ▲	187.5% ▲	216.7% ▲
Pornography/Obscene Material	0	0	0	2	4	6	0.0%	NC	50.0% ▲
Prostitution	0	0	0	0	0	3	0.0%	0.0%	NC
Weapon Law Violations	1	1	12	4	112	91	0.0%	66.7% ▼	18.8% ▼
<b>Sector Totals</b>	<b>110</b>	<b>94</b>	<b>485</b>	<b>328</b>	<b>7203</b>	<b>5519</b>	14.5% ▼	32.4% ▼	23.4% ▼

NC = Noncalculable

## Last 7 Days

<p><b>Notes:</b></p> <ul style="list-style-type: none"> <li>• There were no Homicide offense(s) during the last 7 days.</li> <li>• 75.0% (15/20) of the Assaults were coded Simple Assault.</li> <li>• There were 13 DV-related offenses.</li> <li>• 76.9% (10/13) of the DV-related offenses were Persons.</li> <li>• 50.0% (10/20) of the Assaults were DV-related.</li> <li>• DV-related Offenses: 18 ↘ 13</li> <li>• There were no Gang-Related offense(s) during the last 7 days.</li> <li>• Theft from Motor Vehicle: 11 ↘ 3</li> </ul>	<p><b>Top 5 Locations - Compared to last year</b></p> <ul style="list-style-type: none"> <li>• 3737 Pacific Ave: 1 ↗ 2</li> <li>• 9210 S Hosmer St: 0 ↗ 2</li> <li>• 1828 Harper St: 0 ↗ 2</li> <li>• 2102 S 96th St: 0 ↗ 2</li> <li>• 9314 S Ash St: 1 ↗ 2</li> <li>• 707 S 56th St: 2 ↔ 2</li> <li>• 111 S 38th St: 2 ↔ 2</li> <li>• There were 3 additional locations with 2.</li> </ul>	<p><b>Top 5 Offense Locations - Compared to last year</b></p> <ul style="list-style-type: none"> <li>• Single Family Residence: 34 ↘ 26</li> <li>• Street/Right Of Way: 25 ↘ 22</li> <li>• Parking Lot: 11 ↗ 18</li> <li>• Apartment: 8 ↘ 5</li> <li>• Grocery Store: 7 ↘ 4</li> </ul>
---	---	--



# Citywide Weekly Briefing for 30 December 2024 to 05 January 2025

The data is not National Incident Based Reporting System (NIBRS) compliant. Do not compare the results with any report using that standard. The data is dynamic and is subject to change and/or revision. The number of distinct offenses listed on a report are counted. This does not represent reports or individuals. All data is compared to last year for the same number of days or date range. Small numbers may cause large percent increases and decreases. Beginning 1 October 2022, there was a change in how TPD reports certain Aggravated Assaults and Destruction offenses.

Offense Breakdown	7 Days		28 Days		Year to Date		7 Days	28 Days	YTD
	30-Dec-2023	30-Dec-2024	09-Dec-2023	09-Dec-2024	01-Jan-2024	01-Jan-2025			
	05-Jan-2024	05-Jan-2025	05-Jan-2024	05-Jan-2025	05-Jan-2024	05-Jan-2025			
<b>Persons</b>	<b>97</b>	<b>69</b>	<b>330</b>	<b>272</b>	<b>55</b>	<b>54</b>	28.9% ▼	17.6% ▼	1.8% ▼
Assault	86	62	300	249	48	47	27.9% ▼	17.0% ▼	2.1% ▼
Homicide <i>(doesn't include Negligent/Justifiable)</i>	0	0	3	0	0	0	0.0%	100.0% ▼	0.0%
Kidnapping/Abduction	2	1	6	3	1	1	50.0% ▼	50.0% ▼	0.0%
Sex Offenses, Forcible	9	6	21	20	6	6	33.3% ▼	4.8% ▼	0.0%
<b>Property</b>	<b>493</b>	<b>242</b>	<b>1740</b>	<b>1073</b>	<b>289</b>	<b>174</b>	50.9% ▼	38.3% ▼	39.8% ▼
Arson	3	0	10	3	2	0	100.0% ▼	70.0% ▼	100.0% ▼
Burglary/Breaking and Entering	43	11	163	79	24	11	74.4% ▼	51.5% ▼	54.2% ▼
Counterfeiting/Forgery	2	0	4	0	2	0	100.0% ▼	100.0% ▼	100.0% ▼
Destruction/Damage/Vandalism of Property	137	74	470	283	80	49	46.0% ▼	39.8% ▼	38.8% ▼
Fraud	14	3	41	29	10	3	78.6% ▼	29.3% ▼	70.0% ▼
Larceny/Theft	194	95	629	469	115	66	51.0% ▼	25.4% ▼	42.6% ▼
Motor Vehicle Theft	79	42	347	153	47	30	46.8% ▼	55.9% ▼	36.2% ▼
Robbery	10	8	41	30	5	7	20.0% ▼	26.8% ▼	40.0% ▲
Stolen Property	8	7	26	20	3	6	12.5% ▼	23.1% ▼	100.0% ▲
<b>Society</b>	<b>12</b>	<b>14</b>	<b>36</b>	<b>59</b>	<b>8</b>	<b>4</b>	16.7% ▲	63.9% ▲	50.0% ▼
Drug/Narcotic	5	11	16	45	3	3	120.0% ▲	181.3% ▲	0.0%
Pornography/Obscene Material	1	0	3	2	1	0	100.0% ▼	33.3% ▼	100.0% ▼
Prostitution	0	0	0	0	0	0	0.0%	0.0%	0.0%
Weapon Law Violations	6	3	17	12	4	1	50.0% ▼	29.4% ▼	75.0% ▼
<b>Citywide Totals</b>	<b>602</b>	<b>325</b>	<b>2106</b>	<b>1404</b>	<b>352</b>	<b>232</b>	46.0% ▼	33.3% ▼	34.1% ▼

NC = Noncalculable

## Last 7 Days

<p><b>Notes:</b></p> <ul style="list-style-type: none"> <li>There were no Homicide offense(s) during the last 7 days.</li> <li>50.0% (31/62) of the Assaults were coded Simple Assault.</li> <li>There were 46 DV-related offenses.</li> <li>17.4% (8/46) of the DV-related offenses were Persons.</li> <li>48.4% (30/62) of the Assaults were DV-related.</li> <li>DV-related Offenses: 47 ↘ 46</li> <li>There were no Gang-Related offense(s) during the last 7 days.</li> <li>Theft from Motor Vehicle: 48 ↘ 23</li> </ul>	<p><b>Top 5 Locations - Compared to last year</b></p> <ul style="list-style-type: none"> <li>4502 S Steele St: 8 ↗ 17</li> <li>4214 Tacoma Mall Blvd: 1 ↗ 5</li> <li>315 Martin Luther King Jr Way: 2 ↗ 5</li> <li>4315 6th Ave: 1 ↗ 3</li> <li>7050 Tacoma Mall Blvd: 2 ↗ 3</li> </ul>	<p><b>Top 5 Offense Locations - Compared to last year</b></p> <ul style="list-style-type: none"> <li>Apartment: 48 ↘ 45</li> <li>Single Family Residence: 81 ↘ 37</li> <li>Parking Lot: 77 ↘ 37</li> <li>Street/Right Of Way: 51 ↘ 29</li> <li>Department Store: 5 ↗ 14</li> </ul>
---	---	--



# Sector 1 Weekly Briefing for 30 December 2024 to 05 January 2025

The data is not National Incident Based Reporting System (NIBRS) compliant. Do not compare the results with any report using that standard. The data is dynamic and is subject to change and/or revision. The number of distinct offenses listed on a report are counted. This does not represent reports or individuals. All data is compared to last year for the same number of days or date range. Small numbers may cause large percent increases and decreases. Beginning 1 October 2022, there was a change in how TPD reports certain Aggravated Assaults and Destruction offenses.

Offense Breakdown	7 Days		28 Days		Year to Date		7 Days	28 Days	YTD
	30-Dec-2023	30-Dec-2024	09-Dec-2023	09-Dec-2024	01-Jan-2024	01-Jan-2025			
	05-Jan-2024	05-Jan-2025	05-Jan-2024	05-Jan-2025	05-Jan-2024	05-Jan-2025			
<b>Persons</b>	<b>22</b>	<b>16</b>	<b>76</b>	<b>59</b>	<b>14</b>	<b>14</b>	27.3% ▼	22.4% ▼	0.0%
Assault	21	15	74	56	13	13	28.6% ▼	24.3% ▼	0.0%
Homicide (doesn't include Negligent/Justifiable)	0	0	1	0	0	0	0.0%	100.0% ▼	0.0%
Kidnapping/Abduction	1	0	1	0	1	0	100.0% ▼	100.0% ▼	100.0% ▼
Sex Offenses, Forcible	0	1	0	3	0	1	NC	NC	NC
<b>Property</b>	<b>140</b>	<b>39</b>	<b>422</b>	<b>279</b>	<b>74</b>	<b>28</b>	72.1% ▼	33.9% ▼	62.2% ▼
Arson	1	0	6	1	1	0	100.0% ▼	83.3% ▼	100.0% ▼
Burglary/Breaking and Entering	13	2	39	21	10	2	84.6% ▼	46.2% ▼	80.0% ▼
Counterfeiting/Forgery	0	0	0	0	0	0	0.0%	0.0%	0.0%
Destruction/Damage/Vandalism of Property	50	12	126	92	26	7	76.0% ▼	27.0% ▼	73.1% ▼
Fraud	1	0	9	15	1	0	100.0% ▼	66.7% ▲	100.0% ▼
Larceny/Theft	53	11	146	107	25	9	79.2% ▼	26.7% ▼	64.0% ▼
Motor Vehicle Theft	19	11	84	36	11	8	42.1% ▼	57.1% ▼	27.3% ▼
Robbery	1	0	7	3	0	0	100.0% ▼	57.1% ▼	0.0%
Stolen Property	2	2	5	3	0	1	0.0%	40.0% ▼	NC
<b>Society</b>	<b>2</b>	<b>1</b>	<b>7</b>	<b>13</b>	<b>2</b>	<b>0</b>	50.0% ▼	85.7% ▲	100.0% ▼
Drug/Narcotic	1	0	3	9	1	0	100.0% ▼	200.0% ▲	100.0% ▼
Pornography/Obscene Material	0	0	2	0	0	0	0.0%	100.0% ▼	0.0%
Prostitution	0	0	0	0	0	0	0.0%	0.0%	0.0%
Weapon Law Violations	1	1	2	4	1	0	0.0%	100.0% ▲	100.0% ▼
<b>Sector Totals</b>	<b>164</b>	<b>56</b>	<b>505</b>	<b>351</b>	<b>90</b>	<b>42</b>	65.9% ▼	30.5% ▼	53.3% ▼

NC = Noncalculable

## Last 7 Days

<p><b>Notes:</b></p> <ul style="list-style-type: none"> <li>There were no Homicide offense(s) during the last 7 days.</li> <li>46.7% (7/15) of the Assaults were coded Simple Assault.</li> <li>There were 8 DV-related offenses.</li> <li>25.0% (2/8) of the DV-related offenses were Persons.</li> <li>46.7% (7/15) of the Assaults were DV-related.</li> <li>DV-related Offenses: 5 ↗ 8</li> <li>There were no Gang-Related offense(s) during the last 7 days.</li> <li>Theft from Motor Vehicle: 12 ↘ 4</li> </ul>	<p><b>Top 5 Locations - Compared to last year</b></p> <ul style="list-style-type: none"> <li>317 S 7th St: 2 ↔ 2</li> <li>2368 Yakima Ave: 0 ↗ 2</li> <li>2257 Lincoln Ave: 0 ↗ 2</li> <li>2121 Pacific Ave: 0 ↗ 2</li> <li>1112 S M St: 0 ↗ 2</li> </ul>	<p><b>Top 5 Offense Locations - Compared to last year</b></p> <ul style="list-style-type: none"> <li>Street/Right Of Way: 6 ↗ 10</li> <li>Apartment: 0 ↗ 8</li> <li>Parking Lot: 3 ↗ 4</li> <li>Single Family Residence: 2 ↗ 3</li> <li>Garage (Residential): 0 ↗ 3</li> </ul>
--	---	--



# Sector 2 Weekly Briefing for 30 December 2024 to 05 January 2025

The data is not National Incident Based Reporting System (NIBRS) compliant. Do not compare the results with any report using that standard. The data is dynamic and is subject to change and/or revision. The number of distinct offenses listed on a report are counted. This does not represent reports or individuals. All data is compared to last year for the same number of days or date range. Small numbers may cause large percent increases and decreases. Beginning 1 October 2022, there was a change in how TPD reports certain Aggravated Assaults and Destruction offenses.

Offense Breakdown	7 Days		28 Days		Year to Date		7 Days	28 Days	YTD
	30-Dec-2023	30-Dec-2024	09-Dec-2023	09-Dec-2024	01-Jan-2024	01-Jan-2025			
	05-Jan-2024	05-Jan-2025	05-Jan-2024	05-Jan-2025	05-Jan-2024	05-Jan-2025			
<b>Persons</b>	<b>30</b>	<b>17</b>	<b>68</b>	<b>68</b>	<b>15</b>	<b>12</b>	43.3% ▼	0.0%	20.0% ▼
Assault	28	15	62	61	13	10	46.4% ▼	1.6% ▼	23.1% ▼
Homicide (doesn't include Negligent/Justifiable)	0	0	0	0	0	0	0.0%	0.0%	0.0%
Kidnapping/Abduction	0	1	1	2	0	1	NC	100.0% ▲	NC
Sex Offenses, Forcible	2	1	5	5	2	1	50.0% ▼	0.0%	50.0% ▼
<b>Property</b>	<b>131</b>	<b>85</b>	<b>484</b>	<b>309</b>	<b>83</b>	<b>62</b>	35.1% ▼	36.2% ▼	25.3% ▼
Arson	0	0	1	2	0	0	0.0%	100.0% ▲	0.0%
Burglary/Breaking and Entering	8	3	37	22	5	3	62.5% ▼	40.5% ▼	40.0% ▼
Counterfeiting/Forgery	2	0	3	0	2	0	100.0% ▼	100.0% ▼	100.0% ▼
Destruction/Damage/Vandalism of Property	40	29	141	84	27	20	27.5% ▼	40.4% ▼	25.9% ▼
Fraud	3	2	9	6	0	2	33.3% ▼	33.3% ▼	NC
Larceny/Theft	55	32	182	139	33	20	41.8% ▼	23.6% ▼	39.4% ▼
Motor Vehicle Theft	16	13	88	42	11	12	18.8% ▼	52.3% ▼	9.1% ▲
Robbery	5	4	20	10	3	3	20.0% ▼	50.0% ▼	0.0%
Stolen Property	1	1	1	2	1	1	0.0%	100.0% ▲	0.0%
<b>Society</b>	<b>1</b>	<b>2</b>	<b>2</b>	<b>6</b>	<b>0</b>	<b>2</b>	100.0% ▲	200.0% ▲	NC
Drug/Narcotic	0	1	0	4	0	1	NC	NC	NC
Pornography/Obscene Material	0	0	0	0	0	0	0.0%	0.0%	0.0%
Prostitution	0	0	0	0	0	0	0.0%	0.0%	0.0%
Weapon Law Violations	1	1	2	2	0	1	0.0%	0.0%	NC
<b>Sector Totals</b>	<b>162</b>	<b>104</b>	<b>554</b>	<b>383</b>	<b>98</b>	<b>76</b>	35.8% ▼	30.9% ▼	22.4% ▼

NC = Noncalculable

## Last 7 Days

### Notes:

- There were no Homicide offense(s) during the last 7 days.
- 46.7% (7/15) of the Assaults were coded Simple Assault.
- There were 15 DV-related offenses.
- 13.3% (2/15) of the DV-related offenses were Persons.
- 46.7% (7/15) of the Assaults were DV-related.
- DV-related Offenses: 14 ↗ 15
- There were no Gang-Related offense(s) during the last 7 days.
- Theft from Motor Vehicle: 12 ↘ 10

### Top 5 Locations - Compared to last year

- 315 Martin Luther King Jr Way: 2 ↗ 5
- 4315 6th Ave: 1 ↗ 3
- 3015 N Highland St: 0 ↗ 2
- 6101 N 41st St: 0 ↗ 2
- 4427 6th Ave: 0 ↗ 2
- 1502 S Orchard St: 0 ↗ 2
- 422 Tacoma Ave S: 0 ↗ 2
- There were 9 additional locations with 2.

### Top 5 Offense Locations - Compared to last year

- Apartment: 16 ↗ 20
- Parking Lot: 24 ↘ 14
- Single Family Residence: 22 ↘ 13
- Street/Right Of Way: 9 ↘ 8
- Driveway: 4 ↗ 5



# Sector 3 Weekly Briefing for 30 December 2024 to 05 January 2025

The data is not National Incident Based Reporting System (NIBRS) compliant. Do not compare the results with any report using that standard. The data is dynamic and is subject to change and/or revision. The number of distinct offenses listed on a report are counted. This does not represent reports or individuals. All data is compared to last year for the same number of days or date range. Small numbers may cause large percent increases and decreases. Beginning 1 October 2022, there was a change in how TPD reports certain Aggravated Assaults and Destruction offenses.

Offense Breakdown	7 Days		28 Days		Year to Date		7 Days	28 Days	YTD
	30-Dec-2023	30-Dec-2024	09-Dec-2023	09-Dec-2024	01-Jan-2024	01-Jan-2025			
	05-Jan-2024	05-Jan-2025	05-Jan-2024	05-Jan-2025	05-Jan-2024	05-Jan-2025			
<b>Persons</b>	<b>20</b>	<b>11</b>	<b>81</b>	<b>62</b>	<b>11</b>	<b>9</b>	45.0% ▼	23.5% ▼	18.2% ▼
Assault	15	11	68	58	8	9	26.7% ▼	14.7% ▼	12.5% ▲
Homicide (doesn't include Negligent/Justifiable)	0	0	1	0	0	0	0.0%	100.0% ▼	0.0%
Kidnapping/Abduction	1	0	2	1	0	0	100.0% ▼	50.0% ▼	0.0%
Sex Offenses, Forcible	4	0	10	3	3	0	100.0% ▼	70.0% ▼	100.0% ▼
<b>Property</b>	<b>133</b>	<b>72</b>	<b>476</b>	<b>276</b>	<b>80</b>	<b>54</b>	45.9% ▼	42.0% ▼	32.5% ▼
Arson	1	0	1	0	1	0	100.0% ▼	100.0% ▼	100.0% ▼
Burglary/Breaking and Entering	13	4	54	12	5	4	69.2% ▼	77.8% ▼	20.0% ▼
Counterfeiting/Forgery	0	0	1	0	0	0	0.0%	100.0% ▼	0.0%
Destruction/Damage/Vandalism of Property	27	20	122	55	14	14	25.9% ▼	54.9% ▼	0.0%
Fraud	3	0	10	5	3	0	100.0% ▼	50.0% ▼	100.0% ▼
Larceny/Theft	58	40	173	153	37	30	31.0% ▼	11.6% ▼	18.9% ▼
Motor Vehicle Theft	24	7	100	38	16	5	70.8% ▼	62.0% ▼	68.8% ▼
Robbery	3	1	6	5	2	1	66.7% ▼	16.7% ▼	50.0% ▼
Stolen Property	4	0	6	6	2	0	100.0% ▼	0.0%	100.0% ▼
<b>Society</b>	<b>3</b>	<b>3</b>	<b>7</b>	<b>13</b>	<b>2</b>	<b>1</b>	0.0%	85.7% ▲	50.0% ▼
Drug/Narcotic	1	3	3	10	0	1	200.0% ▲	233.3% ▲	NC
Pornography/Obscene Material	0	0	0	1	0	0	0.0%	NC	0.0%
Prostitution	0	0	0	0	0	0	0.0%	0.0%	0.0%
Weapon Law Violations	2	0	4	2	2	0	100.0% ▼	50.0% ▼	100.0% ▼
<b>Sector Totals</b>	<b>156</b>	<b>86</b>	<b>564</b>	<b>351</b>	<b>93</b>	<b>64</b>	44.9% ▼	37.8% ▼	31.2% ▼

NC = Noncalculable

## Last 7 Days

### Notes:

- There were no Homicide offense(s) during the last 7 days.
- 63.6% (7/11) of the Assaults were coded Simple Assault.
- There were 8 DV-related offenses.
- 25.0% (2/8) of the DV-related offenses were Persons.
- 54.5% (6/11) of the Assaults were DV-related.
- DV-related Offenses: 11 ↘ 8
- There were no Gang-Related offense(s) during the last 7 days.
- Theft from Motor Vehicle: 16 ↘ 8

### Top 5 Locations - Compared to last year

- 4502 S Steele St: 8 ↗ 17
- 4214 Tacoma Mall Blvd: 1 ↗ 5
- 7050 Tacoma Mall Blvd: 2 ↗ 3
- 3901 S Steele St: 0 ↗ 2
- 2505 S 38th St: 0 ↗ 2
- 5410 S Puget Sound Ave: 0 ↗ 2
- 4324 S Alder St: 0 ↗ 2
- There were 6 additional locations with 2.

### Top 5 Offense Locations - Compared to last year

- Parking Lot: 20 ↘ 16
- Department Store: 3 ↗ 13
- Apartment: 12 ↘ 11
- Single Family Residence: 20 ↘ 5
- Other Business: 7 ↘ 4



# Sector 4 Weekly Briefing for 30 December 2024 to 05 January 2025

The data is not National Incident Based Reporting System (NIBRS) compliant. Do not compare the results with any report using that standard. The data is dynamic and is subject to change and/or revision. The number of distinct offenses listed on a report are counted. This does not represent reports or individuals. All data is compared to last year for the same number of days or date range. Small numbers may cause large percent increases and decreases. Beginning 1 October 2022, there was a change in how TPD reports certain Aggravated Assaults and Destruction offenses.

Offense Breakdown	7 Days		28 Days		Year to Date		7 Days	28 Days	YTD
	30-Dec-2023	30-Dec-2024	09-Dec-2023	09-Dec-2024	01-Jan-2024	01-Jan-2025			
	05-Jan-2024	05-Jan-2025	05-Jan-2024	05-Jan-2025	05-Jan-2024	05-Jan-2025			
<b>Persons</b>	<b>25</b>	<b>25</b>	<b>105</b>	<b>83</b>	<b>15</b>	<b>19</b>	0.0%	21.0%▼	26.7%▲
Assault	22	21	96	74	14	15	4.5%▼	22.9%▼	7.1%▲
Homicide (doesn't include Negligent/Justifiable)	0	0	1	0	0	0	0.0%	100.0%▼	0.0%
Kidnapping/Abduction	0	0	2	0	0	0	0.0%	100.0%▼	0.0%
Sex Offenses, Forcible	3	4	6	9	1	4	33.3%▲	50.0%▲	300.0%▲
<b>Property</b>	<b>89</b>	<b>46</b>	<b>358</b>	<b>209</b>	<b>52</b>	<b>30</b>	48.3%▼	41.6%▼	42.3%▼
Arson	1	0	2	0	0	0	100.0%▼	100.0%▼	0.0%
Burglary/Breaking and Entering	9	2	33	24	4	2	77.8%▼	27.3%▼	50.0%▼
Counterfeiting/Forgery	0	0	0	0	0	0	0.0%	0.0%	0.0%
Destruction/Damage/Vandalism of Property	20	13	81	52	13	8	35.0%▼	35.8%▼	38.5%▼
Fraud	7	1	13	3	6	1	85.7%▼	76.9%▼	83.3%▼
Larceny/Theft	28	12	128	70	20	7	57.1%▼	45.3%▼	65.0%▼
Motor Vehicle Theft	20	11	75	37	9	5	45.0%▼	50.7%▼	44.4%▼
Robbery	1	3	8	12	0	3	200.0%▲	50.0%▲	NC
Stolen Property	1	4	14	9	0	4	300.0%▲	35.7%▼	NC
<b>Society</b>	<b>6</b>	<b>8</b>	<b>20</b>	<b>27</b>	<b>4</b>	<b>1</b>	33.3%▲	35.0%▲	75.0%▼
Drug/Narcotic	3	7	10	22	2	1	133.3%▲	120.0%▲	50.0%▼
Pornography/Obscene Material	1	0	1	1	1	0	100.0%▼	0.0%	100.0%▼
Prostitution	0	0	0	0	0	0	0.0%	0.0%	0.0%
Weapon Law Violations	2	1	9	4	1	0	50.0%▼	55.6%▼	100.0%▼
<b>Sector Totals</b>	<b>120</b>	<b>79</b>	<b>483</b>	<b>319</b>	<b>71</b>	<b>50</b>	34.2%▼	34.0%▼	29.6%▼

NC = Noncalculable

## Last 7 Days

### Notes:

- There were no Homicide offense(s) during the last 7 days.
- 47.6% (10/21) of the Assaults were coded Simple Assault.
- There were 15 DV-related offenses.
- 13.3% (2/15) of the DV-related offenses were Persons.
- 47.6% (10/21) of the Assaults were DV-related.
- DV-related Offenses: 17 ↘ 15
- There were no Gang-Related offense(s) during the last 7 days.
- Theft from Motor Vehicle: 8 ↘ 1

### Top 5 Locations - Compared to last year

- 439 S 96th St: 0 ↗ 2
- 4849 Yakima Ave: 0 ↗ 2
- E Wright Ave & E R St: 0 ↗ 2
- 9020 S Hosmer St: 0 ↗ 2
- 3737 Pacific Ave: 0 ↗ 2
- S 38th St & S J St: 0 ↗ 2

### Top 5 Offense Locations - Compared to last year

- Single Family Residence: 25 ↘ 16
- Street/Right Of Way: 15 ↘ 8
- Apartment: 7 ↘ 6
- Drug Store: 1 ↗ 4
- Parking Lot: 13 ↘ 3
- Restaurant/Fast Food Establishment: 3 ↔ 3
- Alley: 1 ↗ 3



**CITY OF TACOMA, WASHINGTON  
OFFICE OF THE CITY COUNCIL  
COUNCIL CONSIDERATION REQUEST**

**TO:** Mayor & City Council  
**FROM:** Council Member John Hines and Policy Analyst Christina Caan  
**COPIES TO:** Elizabeth Pauli, City Manager; Chris Bacha, City Attorney  
**SUBJECT:** **Resolution – Council contingency fund request to support the 76<sup>th</sup> Annual Golden Gloves Boxing Tournament in Tacoma**  
**DATE:** January 8, 2025

---

**I ask for your support for a Council contingency fund expenditure of \$10,000 to support the 76<sup>th</sup> Annual Golden Gloves Boxing Tournament in Tacoma.**

**LEGISLATIVE INTENT**

**Council Contingency Fund Request:** I am proposing a Council contingency fund expenditure of \$10,000 to support the 76<sup>th</sup> Annual Golden Gloves Boxing Tournament, presented by the Tacoma-Pierce Athletic Commission (TAC). This event is the longest-running amateur boxing tournament west of the Mississippi River and helps raise vital support for the TAC’s Golden Gloves Boxing program and the Tacoma Boxing Club, located in South Tacoma. The TAC’s Golden Gloves program and Tacoma Boxing Club are designed to encourage a positive lifestyle for at-risk youth and help provide low-income athletes across South Tacoma and citywide with access to financial assistance and support for engaging in boxing and athletic activity. The Tacoma Boxing Club offers conditioning exercises and boxing classes after school, five days a week.

- TAC is a non-profit organization dedicated to amateur sports and believes that young people learn important life lessons inside the boxing ring, including how to win graciously and how to accept defeat with the same maturity; being held accountable; what it means to work for something and attain it; to experience the self-empowering benefits of focus and determination; to not give up when the going gets tough; to live life with purpose, keeping their “eyes on the prize” for their future in any of their undertakings; and perhaps the greatest lesson is that of self-respect, which leads to respect for others.
- TAC has assisted many Tacoma and Pierce County athletes in national and international championships, including Olympic Gold Medalist Kay Hall, Boxing Gold Medalists Sugar Ray Seales and Leo Randolph, Bronze Medalist David Lee Armstrong, golfer Mark Sivara, gymnast Roni Barrlos, and track star Aaron Williams. Baseball star Ron Cey and football’s Ahmad Rashad (then Bobby Moore) began their careers in Boys and Girls Clubs programs aided by the TAC.

The City of Tacoma’s support would be acknowledged through the use of the City logo on advertising and promotion materials, as well as public recognition during the event. The event will not only raise awareness and support for helping low-income athletes and at-risk youth, but it is also expected to draw hundreds of spectators, athletes, and coaches from the surrounding region, generating income



for hotels, restaurants, and other local businesses. The publicity generated by the event can also serve as a powerful marketing tool for Tacoma, attracting further tourism and investment opportunities. In addition, this event will help strengthen Tacoma’s reputation as an inclusive, vibrant, sports-minded community.

FUNDING REQUESTED: \$10,000

DESIRED RESOLUTION DATE: January 21, 2025

**COMMUNITY ENGAGEMENT**

The 76<sup>th</sup> Annual Golden Gloves Boxing Tournament is being promoted across Tacoma and past tournaments have been beloved community events. All proceeds from the event go to help TAC support local athletes in need and the Tacoma Boxing Club’s ability to assist low-income athletes.

**2025 STRATEGIC PRIORITIES**

**Equity and Accessibility:** This event will help expand TAC and the Tacoma Boxing Club’s ability to assist Tacoma athletes, enabling more low income and at-risk youth from South Tacoma and across the city to reap the rewards of participating in boxing and sports. Through the Golden Gloves program and Tacoma Boxing Club, young people gain opportunities to meet and work with great role models who authentically care about them inside and outside of the gym. In addition, this work helps foster youth violence prevention by providing mentally and physically rewarding alternatives to gang activity, as well as a place in a community that encourages positive behavior and hard work at school. In addition, sports help young people learn vital life skills, including how to manage stress, set goals, and navigate multitasking and problem-solving. Physical activity also promotes well-being and health, which in turn improve sleep quality, memory skills, and mood.

**Civic Engagement:** *Equity Index Score:* Moderate Opportunity  
 Increase the percentage of residents who believe they are able to have a positive impact on the community and express trust in the public institutions in Tacoma.

**Livability:** *Equity Index Score:* Moderate Opportunity  
 Increase positive public perception of safety and overall quality of life.

**Economy/Workforce:** *Equity Index Score:* Moderate Opportunity  
 Increase positive public perception related to the Tacoma economy.

**ALTERNATIVES**

Alternative	Positive Impacts	Negative Impacts
Do not provide Council contingency funds	Council would preserve contingency funds for other priorities.	The event organizers would need to reduce the scope and scale of the event, making it potentially less accessible to the community and providing less community benefit.

**EVALUATIONS AND FOLLOW UP**

The City of Tacoma will provide information on how to apply for the Special Events Funding Program Application in future years.

**SPONSOR RECOMMENDATION**

Sponsors recommend providing \$10,000 to support the 76<sup>th</sup> Annual Golden Gloves Boxing Tournament in Tacoma.

**FISCAL IMPACT**

\$10,000 from Council contingency funds.

If you have a question related to the Council contingency fund request, please contact Christina Caan, Policy Analyst, at (253) 219-0679 (phone) or [ccaan@cityoftacoma.org](mailto:ccaan@cityoftacoma.org).

**SUBMITTED FOR COUNCIL CONSIDERATION BY:**



Council Member John Hines

**SUPPORTING COUNCIL MEMBERS SIGNATURES**

1. 

POS#\_\_ Deputy Mayor\_\_



2. \_\_\_\_\_

POS#\_\_3\_\_

Mayor initials: 

## Contingency Commitments

2025

\$

321,709.00

### Study Session January 14, 2025

Council Requested - Golden Gloves Sponsorship

\$

10,000.00

Council Contingency fund expenditure of \$10,000 to support the 76<sup>th</sup> Annual Golden Gloves Boxing Tournament in Tacoma.

*Starting Balance*

\$

321,709.00

*Total Amount Allotted*

\$

10,000.00

*Current Balance*

\$

311,709.00

Date	Meeting	Subject	Department	Background
January 10, 2025	Special Meeting - Committee of the Whole (hybrid/ Council Chambers) 1:00 - 4:00 p.m.	Budget Reduction and Revenue Strategy - Context Setting	City Manager Pauli, Finance - Andy Cherullo, Office of Management and Budget - Reid Bennion	City Manager and staff will review the City's Budget Reduction and Revenue Strategy Context and Setting
		Budget Reduction and Revenue Strategy - Current Programs & Services	City Manager Pauli, Finance - Andy Cherullo, Office of Management and Budget - Reid Bennion	City Manager and staff will review the City's Budget Reduction and Revenue Strategy's Current Programs and Services
January 14, 2025	Study Session (Hybrid Council Chambers / Dial-in 12:00 p.m.)	Budget Reduction and Revenue Strategy - Context Setting	City Manager Pauli, Finance - Andy Cherullo, Office of Management and Budget - Reid Bennion	City Manager and staff will review the City's Budget Reduction and Revenue Strategy Context and Setting
		Budget Reduction and Revenue Strategy - Current Programs & Services	City Manager Pauli, Finance - Andy Cherullo, Office of Management and Budget - Reid Bennion	City Manager and staff will review the City's Budget Reduction and Revenue Strategy's Current Programs and Services
		Budget Reduction and Revenue Strategy - Parameters & Criteria	City Manager Pauli, Finance - Andy Cherullo, Office of Management and Budget - Reid Bennion	City Manager and staff will review the City's Budget Reduction and Revenue Strategy's Parameters and Criteria
	City Council Meeting (hybrid Council Chambers /dial-in 5:00 PM)			
January 17, 2025	Special Meeting - Committee of the Whole (hybrid/ Council Chambers) 1:00 - 4:00 p.m.	Budget Reduction and Revenue Strategy	City Manager Pauli, Finance - Andy Cherullo, Office of Management and Budget - Reid Bennion	
January 21, 2025	<b>*Cancelled</b>			
January 24, 2025	Special Meeting - Committee of the Whole (hybrid/ Council Chambers) 1:00 - 4:00 p.m.	Budget Reduction and Revenue Strategy	City Manager Pauli, Finance - Andy Cherullo, Office of Management and Budget - Reid Bennion	
January 28, 2025	Study Session (Hybrid Council Chambers / Dial-in 12:00 p.m.)	Budget Reduction and Revenue Strategy	City Manager Pauli, Finance - Andy Cherullo, Office of Management and Budget - Reid Bennion	
		(This Presentation will be moved to February ) Black History Preservation	Planning and Development Services, Historic Preservation - Reuben McKnight	Provide a briefing on the recent historic property survey of sites associated with Black History in Tacoma and related community efforts to increase representation and awareness of Black History in <a href="#">historic preservation in Tacoma</a>
		(This Presentation will be moved to February) Tacoma Creates Overview and Proposed Updates	Community and Economic Development - Rebecca Solverson	Staff will share a brief overview and proposed updates to Tacoma Creates in advance of reauthorization decision. This will have already been shared with Council Members through the Economic Development Committee and small group meetings with Council Members
	City Council Meeting (hybrid Council Chambers /dial-in 5:00 PM)			
February 4, 2025	Study Session (Hybrid Council Chambers / Dial-in 12:00 p.m.)	South Tacoma Ground Water Protection District Public Hearing Prep	Planning and Development Services - Maryam Moeinian, Stephen Atkinson, Tacoma Water - Glen George, TPCHD - Erin Dilworth * Esther Beaumier , ES - Dana Deleon and	The purpose of this presentation is to prepare for the public hearing on the extension of the moratorium for the South Tacoma Ground Water Protection District (STGPD).
		Draft Environmental Impact Statement (DEIS) Tacoma Dome Link Extension Project (TDLE)	Planning and Development Services - Brian Boudet, Sound Transit - Andrew Austin, Diane Wiatr, Curvie Hawkins	Staff from the Planning and Development Services Department and Sound Transit will provide an update on key regional transportation projects, with a particular focus on the Tacoma Dome Link Extension (TDLE) and the Draft Environmental Impact Statement that has been issued and is currently within the public comment period.
	City Council Meeting (hybrid Council Chambers /dial-in 5:00 PM)			

**Community Vitality and Safety Committee**

<p align="center"><b>Committee Members</b>                  (Chair) Rumbaugh, (Vice Chair) Walker, Sadalge, and Scott                  Alternate: Diaz                  Executive Liaison: Allyson Griffith; Coordinator: D'Angelo Baker</p>	<p align="center">2nd and 4th Thursdays of the month                  4:30pm                  Zoom and TMB 248</p>	<p align="center"><b>CBC Assignments</b></p> <ul style="list-style-type: none"> <li>• Commission on Disabilities</li> <li>• Commission on Immigrant and Refugee Affairs</li> <li>• Community's Police Advisory Committee • Housing Authority</li> <li>• Human Rights Commission • Human Services Commission</li> <li>• Public Library Board • Tacoma Community Redevelopment Authority</li> </ul>
--	--	---

Date	Topic	Presenter(s)	Description
January 9, 2025	Neighborhood Council Review of Standards & Guidelines		
January 23, 2025	Tacoma Community Redevelopment Authority Interviews	Nicole Emery, City Clerk	
	Elect Committee Chair and Vice Chair	CVS Members	
February 13, 2025	Human Rights Commission Annual Report	Vicky McLaurin, Division Manager, NCS	
	Human Services Commission Annual Report	Vicky McLaurin, Division Manager, NCS	
	Tacoma Community Redevelopment Authority Annual Report	Ronda VanderMeer, CEDD; Felicia Medlen, CEDD	
	Housing Authority Annual Report	April Black; Sha Peterson	
February 27, 2025	Commission on Immigrant and Refugee Affairs Interviews	Nicole Emery, City Clerk	
	Tacoma Area Commission on Disabilities Annual Report	Lucas Smiraldo, Equity Programs Consultant, Combined Strategy Office	
	Library Board of Trustees & Tacoma Public Library Annual Report	Amita Lonial, Director, Tacoma Public Libraries	

**Government Performance and Finance Committee**

<b>Committee Members</b> (Chair) Hines, (Vice Chair) Bushnell, Daniels, and Rumbaugh Alternate: Walker Executive Liaison: Andy Cherullo; Coordinator: D'Angelo Baker		1st and 3rd Tuesdays of the month 10:00am Zoom and TMB 248	<b>CBC Assignments</b> • Audit Advisory Board • Board of Ethics • Civil Service Board • Public Utility Board
<b>Date</b>	<b>Topic</b>	<b>Presenter(s)</b>	<b>Description</b>
January 7, 2025	Cancelled		
January 21, 2025 Joint meeting with Audit Advisory Board	Entrance Audit Conference for 2024 Utilities Audit	Olga Darlington, Moss Adams	Staff from Moss Adams will conduct an Entrance Conference for the 2024 audit of the City-owned Utilities - Water, Power, Rail, Solid Waste, Waste Water and Storm Water.
	Elect Committee Chair and Vice Chair	None	The Committee Members will elect a Chair and a Vice Chair.
	Updating the MFTE Program	John Hines, Deputy Mayor	Deputy Mayor John Hines will lead a discussion with Committee Members regarding updates to the MFTE program.
	Exit Conference for 2023 Accountability Audit	Staff from the State Auditor's Office (SAO)	Staff from the SAO will conduct an Exit Conference on the City's 2023 Accountability Audit.
	Updating the Animal Control Code	John Hines, Deputy Mayor	Deputy Mayor John Hines will provide an overview of proposed updates to the Animal Control code.
Pending Council Approval	"For" and "Against" Committees - Streets II Initiative	City Attorney's Office	The Committee will review letters and make recommendations for City council consideration for the "For" and "Against" committees for the proposed Streets II initiative.
February 4, 2025	Charter Review - TPU Board Stipends	City Attorney's Office	Staff from the City Attorney's Office will provide background on the legal requirements related to laws regulating stipends for public committees, boards and commissions.
	Zayo Franchise Agreement	Jeff Lueders, Divison Manager, MCO	
	Ziply to BEC Franchise Agreement	Jeff Lueders, Divison Manager, MCO	

**Infrastructure, Planning, and Sustainability Committee**

<b>Committee Members</b> (Chair) Walker, (Vice Chair) Diaz, Hines, and Sadalge Alternate: Bushnell Executive Liaison: Ramiro Chavez; Coordinator: Anna Le		2nd and 4th Wednesdays of the month 4:30pm Zoom and TMB 248	<b>CBC Assignments</b> • Board of Building Appeals • Landmarks Preservation Commission • Planning Commission • Sustainable Tacoma Commission • Transportation Commission • Urban Design Board
<b>Date</b>	<b>Topic</b>	<b>Presenter(s)</b>	<b>Description</b>
January 22, 2025	Elect Committee Chair and Vice Chair	Nicole Emery, City Clerk	--
	Wastewater and Stormwater Comprehensive Plan Update	Dana de Leon, Assistant Division Manager; Teresa Peterson, Principal Civil Engineer, Environmental Services	Environmental Services staff will provide an update on the development of the wastewater comprehensive plan and the stormwater comprehensive plan.
	South Tacoma Groundwater Protection District Code Update	Maryam Moeinian, Senior Planner, Planning and Development Services; Jeff Hansen, Principal Engineer, HDR, Inc.	A progress report on the South Tacoma Groundwater Protection District code review and update including: summary of recent engagement activities; preliminary recommendations for code amendments; and next steps and schedule for the code development process.
February 12, 2025	Tacoma Urban Forest Informational Update	Mike Carey, Urban Forest Program Manager; Ryan Hebert, Urban Forestry Analyst; Lisa Kenny, Community Tree Program Coordinator, Environmental Services	Amended ordinance ORD28986 regarding Home in Tacoma directed the City to "immediately initiate a separate, broader policy discussion about expanding the City's Urban Forestry Program and further implementation of the Urban Forest Management Plan (UFMP)." This is the first in a series of presentations that will provide an overview of the Urban Forestry Program, a report on UFMP implementation progress, and a synopsis of the City's public tree planting programs, laying the foundation to advance further policy
February 26, 2025	Tacoma Urban Forest Policy Discussion	Mike Carey, Urban Forest Program Manager, Environmental Services	Amended ordinance ORD28986 regarding Home in Tacoma directed the City to "immediately initiate a separate, broader policy discussion about expanding the City's Urban Forestry Program and further implementation of the Urban Forest Management Plan (UFMP)." The specific areas of focus include establishing citywide tree preservation standards (beyond just UR zones); appropriating City resources for tree planting and maintenance; and identifying regulatory and non-regulatory tools for tree preservation. This is the second in a series of presentations covering some identified gaps in urban forest services and staff recommendations on how to address the gaps in these policy areas.
	Planning Commission Annual Report and Work Program	Brian Boudet, Division Manager, Planning and Development Services	Staff from Planning and Development Services will deliver an update on the Planning Commission Work Program and the Annual Report.

**Economic Development Committee**

<b>Economic Development Committee</b>			
<b>Committee Members</b> (Chair) Daniels, (Vice Chair) Diaz, Bushnell, Scott Alternate: Rumbaugh; Executive Liaison: Carol Wolfe; Coordinator: Anna Le		2nd, 4th, and 5th Tuesdays of the month 10:00am Zoom and TMB 248	<b>CBC Assignments</b> • City Events and Recognition Committee • Equity in Contracting Advisory Committee • Convention Center Public Facilities District • Tacoma Arts Commission • Tacoma Creates Advisory Board
<b>Date</b>	<b>Topic</b>	<b>Presenter(s)</b>	<b>Description</b>
January 14, 2025	Tacoma Creates Reauthorization	Rebecca Solverson, Arts and Cultural Vitality Division Manager; Lisa Jaret, Tacoma Creates Program Manager, Community and Economic Development; Steve Victor, Chief Deputy City Attorney, City Attorney's Office	Staff will share proposed updates to Tacoma Creates in advance of reauthorization decision.
January 28, 2025	Elect Committee Chair and Vice Chair	Nicole Emery, City Clerk	--
	Economic Development Strategic Plan Work Session	Shari Hart, Economic Development Specialist; Carol Wolfe, Business Services Division Manager, Community and Economic Development	The fourth strategic plan work session will focus on objective 4 of the Economic Development Strategic Plan: Building Increasingly Vibrant Neighborhoods.
February 11, 2025	Tacoma Sister Cities Council 2024 Program Annual Review	Debbie Bingham, Business and Economic Development Program Manager, Community and Economic Development; Clare Petrich, Chair, Sister Cities Council	An informational presentation by CED staff and the Chair of the Sister Cities Council on the activities and programs of the program in 2024.
	Labor Roundtable Discussion on Worker Safety and Wage Theft	Vice Chair Olgy Diaz, Economic Development Committee, Tacoma City Council	Councilmember and Vice Chair Olgy Diaz hosts a roundtable discussion with local labor leaders to learn about the policies different unions are requesting the City Council consider regarding worker safety and wage theft.
February 25, 2025	Brownfields Job Training Program	Deborah Trevorrow, Workforce Programs Analyst, Community and Economic Development; Antwyone Washington, Vocational Training Coordinator, Goodwill; Michelle Barre, Director of Workforce Development, Clover Park Technical College	The Brownfields Job Training Program is a partnership of the Environmental Protection Agency (EPA), the City of Tacoma, Clover Park Technical College, and Goodwill. This free training program offers multiple certifications and training for entry-level positions in the environmental sciences and construction fields.