



## WEEKLY REPORT TO THE CITY COUNCIL

July 17, 2025

Members of the City Council  
City of Tacoma, Washington

**Dear Mayor and Council Members:**

### **ITEMS OF INTEREST**

1. Mayor Woodards provides the attached **Council Action Memorandum** for a Resolution authorizing a Council Contingency fund expenditure of \$10,000 to support the **Historical Society's 2025 Destiny Dinner**.
2. Mayor Woodards provides the attached **Council Action Memorandum** for a Resolution authorizing a Council Contingency fund expenditure of \$5,000 to support the **2025 BIPOC Health & Wellness Fair**.
3. Tacoma Interim Police Chief Jackson provides the attached **2025 Tacoma Police Department Fireworks After-Action Report** and **Weekly Crime Report**.
4. City Manager's Office Constituent Relations Analyst Karyssa Mathison provides the attached **Constituent Intake Report**.
5. Public Works Director Jeffrey Jenkins provides the attached **June 2025 Vision Zero Monthly Crash Report**.
6. Please see the attached City of Tacoma **Weekly Meeting Schedule**.
7. Summer Late Nights: **Summer Late Nights began on Monday, June 23, 2025, at 10 locations across Tacoma. Programming will run through Friday, August 29, 2025.** The ten-week drop-in program offers safe spaces for middle and high school students to hang out and receive dinner every weeknight. Local providers are contracted by the Tacoma Parks Foundation to offer a variety of engaging activities each week including open gym, art, and music activities. Over 1,500 young people from Tacoma are expected to participate with over 15,000 drop-in visits anticipated. For more information and locations, please visit: <https://www.parkstacoma.gov/summer-late-nights/>.

8. Brotherhood RISE, Freedom Project, Shelter Standdown: The micro shelter site (23rd and MLK Jr Way), operated by Brotherhood RISE, is currently preparing to standdown. Brotherhood RISE staff will continue to work with the current individuals on their stability and housing plans during this transition and into permanent housing or other temporary solutions by **July 31, 2025**. Since opening in June 2023, the shelter has served 52 individuals, with 31 of the clients have confirmed being connected to permanent housing.

On July 14, 2025, there were 9 residents at the site and every person is currently working with case management. Neighborhood and Community Services has begun meeting with Brotherhood RISE weekly to assess operational needs and will continue to support the shelter during this transition. **The City is committed to ensuring that every resident has the option to transition to the new location or has an alternative shelter location should they wish by or before July 31, 2025.**

9. Temporary and Extended Shelter extended through June 2026: The Bethlehem Baptist Family Shelter, Holy Rosary Safe Parking Site, and TEMS 3 Micro-Shelter Village have each been extended and will continue operations through June 2026. With the help of funding the City is utilizing from the Washington State Department of Commerce, they will continue to provide ongoing shelter and support for individuals and families experiencing homelessness.
10. Inclement Weather Response: For the 2025 summer inclement weather season for heat and smoke, **the City of Tacoma is partnering with Tacoma Libraries, outreach teams (contracted and non-contracted), and volunteers to ensure that unsheltered individuals have access to water and masks, information about cooling centers, and sheltering throughout the City.** We have ensured that there is sufficient water available at the stability site for pickup and that our partners are prepared to supply resources accordingly.

For the week of July 14, 2025, there were 3 days that had a threshold of moderate levels, and the City focused on equipping day centers and outreach team with supplies to support the unsheltered individuals. The thresholds for activations are according to the [National Weather Service Heat Risk Index](#):

- Moderate levels of heat that affects most individuals sensitive to heat, especially those without effective cooling and/or adequate hydration. **The City will work with providers and volunteers to pass out supplies and supporting day centers.**
- Major and extreme levels of heat that affects anyone without effective cooling and/or adequate hydration. The City will continue to pass out supplies and work with our providers to expanding daytime and overnight sheltering. **The City pauses non-emergent encampment removals from public property and City rights-of-way during inclement weather events that meet this threshold.**

11. **City-funded Temporary and Emergency Shelter Performance:** The City posts weekly information about its Temporary and Emergency Shelter locations including current census, number of available beds, and exits to housing. This information can be found at: <https://cms.tacoma.gov/ncs/weeklydataupdate.pdf> and is updated weekly.
12. **Encampment Outreach:** For the week of **July 7- 11, 2025**, the HEAL team visited 12 **locations**. This resulted in **22 (12 new, and 10 repeat)** individuals contacted and referred to community services; **6 individuals** were placed in shelter. This information can be found at: [HEAL Team Engagement Dashboard | Tacoma Open Data](#).
13. **The Tacoma - Pierce County Climate Leadership Cohort (TPCCLC)** is a program where participants learn climate solutions and civic engagement for our collective climate future. Applications for the 4<sup>th</sup> cohort are now open through August 1, 2025. Inspired by Tacoma's Climate Action Plan and Pierce County's Sustainability Plan and community input, the Climate Leadership Cohort connects frontline community members—vulnerable, underserved, and underrepresented residents—with City and County staff, elected officials, and community organizations so they can take climate action in their neighborhoods and communities! Cohort members will be offered a stipend for completing the program that runs September 12-14, 2025. Apply online and [learn more here](#).
14. Tacoma Public Utilities Executive Operations & Governance Manager Charleen Jacobs provides the attached Tacoma Public Utility Board's July 23, 2025, meeting agendas. **Please note, the below items will be going to Council August 5, 2025.**
  - Resolution U-11543 – Authorize Tacoma Water to apply to the Washington State Public Works Board for a low-interest construction loan of approximately \$2,083,720 for two main replacement projects located on Puyallup Avenue. [This presentation is tentatively scheduled to go to Council]
  - Resolution U-11544 – Authorize Tacoma Water to renew an interlocal cooperation agreement with King County for the Green/Duwamish River and Central Puget Sound Watersheds within the geographic planning area of the Water Resource Inventory Area 9 to provide \$26,514 to King County annually to support watershed-based salmon recovery during the period of 2026 – 2035.
  - Resolution U-11545 – Authorize Tacoma Water to enter into an interlocal cooperation agreement with King County to receive \$1,914,510 in conservation futures tax levy grant funds which will allow Tacoma Water to purchase approximately 600 acres of forest land within the Green River Municipal Watershed in King County to further protect drinking water source and reduce financial impact to downstream customers.

## **STUDY SESSION / WORK SESSION**

15. **The City Council Study Session of Tuesday, July 22, 2025, will be conducted as a hybrid meeting.** This meeting can be attended in-person at the Tacoma Municipal Building, Council Chambers, located at 747 Market Street on the 1<sup>st</sup> floor or be heard by dialing (253) 215 – 8782 or through Zoom at: [www.zoom.us/j/89496171192](https://www.zoom.us/j/89496171192) and entering the meeting ID 894 9617 1192; passcode 89659 when prompted. This meeting will be broadcast on TV Tacoma.

City Council Study Session discussion items will include; (1) **Pierce Transit Long Range Plan Update**; (2) **Other Items Interest**; (3) **Committee Reports**; (4) **Agenda Review and City Manager's Weekly Report**.

On our first agenda item, Pierce Transit staff will brief the Council on the draft **Pierce Transit Long Range Plan**, which is expected to be presented to the Pierce Transit Board of Commissioners in July with potential adoption in August.

16. The updated **Tentative City Council Forecast and Consolidated Standing Committee Calendars** are attached for your information.

## **MARK YOUR CALENDARS**

17. You are invited to the below events.

- **MOSAIC: Tacoma's Arts & Cultural Festival: July 26 – 27, 2025, 12:00 p.m. - 7 p.m., Wright Park, 501 South I Street, Tacoma, WA 98405.** Wright Park will transform into a celebration of international delights for the MOSAIC Arts and Culture Festival. This free community event will highlight traditional dance, music, art and food marks its 36th year under the park's beautiful canopy of trees. MOSAIC includes performances from community groups held both days on two different stages, food trucks offering a wide variety of cuisines, and vendor village with nearly 100 different booths. Vendors include multicultural artists and crafters, local small business owners, and Tacoma community groups, agencies and services. Click link for more information: [MOSAIC: Tacoma's Arts & Culture Festival - Parks Tacoma](#).
- **Calling all sponsors and vendors: Saturday, August 23, 2025, 10:00 a.m. – 1 p.m. at the Eastside Community Center.** The Tacoma Police Department's School Ready on Day 1 Kids Health & Safety Fair is back, and we need the community's help to make it bigger and better than ever! For more information, please contact Bervin Smith at: [bsmith7@tacoma.gov](mailto:bsmith7@tacoma.gov) or (253) 290 – 9238.

- **The Tacoma Police Department, in partnership with the Bikes for Kids team of volunteers at Marine View Presbyterian Church are working together again this year to collect bicycles for children.** The bicycles will be given away to children at the Tacoma Police Department's Kids Health and Safety Fair on Saturday, August 23, 2025, 10:00 a.m. - 1:00 p.m., at the Eastside Community Center, located at 1721 East 56th Street. Bikes for Kids is a nonprofit, community service organization in Tacoma, Washington that distributes bicycles throughout the Puget Sound area and internationally as well. Now operating for over 20 years, Bikes for Kids continues to grow and has distributed over 15,000 bicycles. **The Bikes for Kids team collects, refurbishes, and distributes used bicycles to children and adults waiting for a bike. For more information, please contact Bervin Smith at: [bsmith7@tacoma.gov](mailto:bsmith7@tacoma.gov) or (253) 290 – 9238.**

Sincerely,

A handwritten signature in black ink, appearing to read 'Hyun Kim', is written over a light gray grid background.

Hyun Kim  
Interim City Manager

HK: ram



## City of Tacoma

## City Council Action Memorandum

**TO:** Hyun Kim, Interim City Manager  
**FROM:** Mayor Victoria Woodards and Chief Policy Analyst Bucoda Warren  
**COPY:** City Council and City Clerk  
**SUBJECT:** A resolution authorizing a Council Contingency Fund expenditure in the amount of \$10,000 to support the Tacoma Historical Society's 2025 Destiny Dinner – Requested for July 22, 2025.  
**DATE:** July 16, 2025

---

### SUMMARY AND PURPOSE:

A resolution authorizing a Council Contingency Fund expenditure in the amount of \$10,000 to support the Tacoma Historical Society's 2025 Destiny Dinner.

### COUNCIL SPONSORS:

Mayor Victoria Woodards and Council Members John Hines and Sarah Rumbaugh.

### BACKGROUND:

The Tacoma Historical Society's 2025 Destiny Dinner will be a signature event commemorating Tacoma's Sesquicentennial, or 150 years since the city's founding. This milestone celebration, taking place in November 2025, presents a unique opportunity to reflect on Tacoma's rich history, honor the people and stories that have shaped our city, and inspire a shared vision for the future.

The Destiny Dinner will feature a newly produced documentary highlighting Tacoma's historic journey, live performances from local cultural organizations that represent the vibrancy and diversity of our community, and recognition of individuals who have made significant, lasting contributions to the city's growth and identity.

Funding will support costs such as production of the documentary, advertising and program printing, invitations and mailers, supplies, and catering for the event itself.

In addition to helping support this milestone event, the City's financial support will provide a Full-page ad in event program, City Logo on banners, Prominent recognition in pre-event marketing as lead sponsor, Prominent recognition on Tacoma Historical Society website and social media platforms, and 2 tables for guests at the event.

### COMMUNITY ENGAGEMENT/ CUSTOMER RESEARCH:

Organizers have been working tirelessly to engage partners and resources to ensure the community can walk away with the resources, tools, skills, and the ability that's needed to provide care for themselves & their loved ones. Building on their success from last year, they are bringing in returning partners that community attendees loved, and expanding to other areas that were noted as interests.

### 2025 STRATEGIC PRIORITIES:

**Equity and Accessibility:** This milestone offers a powerful opportunity to acknowledge and uplift the diverse communities, voices, and contributions that have shaped Tacoma, many of which have historically been underrepresented in traditional narratives.

By supporting this event, the City helps ensure that Tacoma's Sesquicentennial is not just a reflection of the past, but a celebration that centers equity, cultural recognition, and community connection. The Destiny Dinner's inclusive programming featuring local cultural performances and recognition of community leaders intentionally creates space for all residents to see themselves in Tacoma's history and future.



## City of Tacoma

## City Council Action Memorandum

### **Civic Engagement:** *Equity Index Score:* Moderate Opportunity

Increase the number of residents who participate civically through volunteering and voting.

Increase the percentage of residents who believe they are able to have a positive impact on the community and express trust in the public institutions in Tacoma.

### **Livability:** *Equity Index Score:* Moderate Opportunity

Increase positive public perception of safety and overall quality of life.

Explain how your legislation will affect the selected indicator(s)?

In alignment with the Council's commitment to cultural preservation, civic pride, and community engagement, this funding supports an event that uplifts Tacoma's legacy while fostering a deeper sense of belonging and continuity among its residents. This can lead to increased engagement in volunteer opportunities and a greater perception of the quality of life for the community.

### **ALTERNATIVES:**

Alternative(s)	Positive Impact(s)	Negative Impact(s)
1.Do not fund	More funding available for emergent issues	

### **EVALUATION AND FOLLOW UP:**

Council and staff will be present at the event and will be working with partners to ensure the event is well publicized. Following the event staff can confirm event attendance, and receive documentary for additional distribution.

### **STAFF/SPONSOR RECOMMENDATION:**

We recommend approval of this resolution to support this milestone celebration of Tacoma's diverse and storied history.

### **FISCAL IMPACT:**

Fund Number & Name	COST OBJECT (CC/WBS/ORDER)	Cost Element	Total Amount
1.Council Contingency Fund	660000		\$10,000
<b>TOTAL</b>			<b>\$10,000</b>



**City of Tacoma**

**City Council Action Memorandum**

**What Funding is being used to support the expense?**

COUNCIL CONTINGENCY FUND

**Are the expenditures and revenues planned and budgeted in this biennium's current budget?**

**NO, PLEASE EXPLAIN BELOW**

The Council Contingency Fund provides an established amount of funding each year for unbudgeted Council sponsored initiatives.

**Are there financial costs or other impacts of not implementing the legislation?**

No

**Will the legislation have an ongoing/recurring fiscal impact?**

No

**Will the legislation change the City's FTE/personnel counts?**

No

**ATTACHMENTS:**

- 2025-2026 Council Contingency Commitments



## Contingency Commitments

	Funding Amount
2025	\$ 321,709.00
<b>Resolution 41610</b>	
Council Requested - Golden Gloves Sponsorship	\$ 10,000.00
Council Contingency fund expenditure of \$10,000 to support the 76 <sup>th</sup> Annual Golden Gloves Boxing Tournament in Tacoma.	
<b>Substitute Ordinance 29002</b>	
<b>Grand Cinema Capital Campaign</b>	\$ 50,000.00
Dedicate \$50,000 of the 2025-2026 Budget for Council Contingency to the Grand Cinema Capital Campaign for improvements to the Merlino Building.	
<b>Substitute Ordinance 29002</b>	
<b>Rebuilding Hope Capital Campaign</b>	\$ 25,000.00
Dedicate \$25,000 of the 2025-2026 Budget for Council Contingency for the Rebuilding Hope Capital Campaign.	
<b>Resolution 41681</b>	
<b>Tacoma Porchfest</b>	\$ 10,000.00
Council Contingency fund expenditure of \$10,000 to sponsor Tacoma Porchfest.	
<b>Resolution 41968</b>	
<b>South Tacoma Green Blocks Program</b>	\$ 15,000.00
Council Contingency Fund expenditure of \$15,000 to Supplement the \$30,000 South Tacoma Neighborhood Planning Booster funding to conduct a full green blocks-scale program in the South Tacoma Neighborhood.	
<b>To Council July 22, 2025</b>	\$ 10,000.00
Council Contingency Fund expenditure in the amount of \$10,000 to support the Tacoma Historical Society's 2025 Destiny Dinner.	
<b>To Council July 22, 2025</b>	\$ 5,000.00
A Council Contingency Fund expenditure in the amount of \$5,000 to support the 2025 BIPOC Health & Wellness Fair.	
<b>Starting Balance</b>	<b>\$ 321,709.00</b>
<b>Total Amount Allotted</b>	<b>\$ 125,000.00</b>
<b>Current Balance</b>	<b>\$ 196,709.00</b>



## City of Tacoma

## City Council Action Memorandum

**TO:** Hyun Kim, Interim City Manager  
**FROM:** Mayor Victoria Woodards and Chief Policy Analyst Bucoda Warren  
**COPY:** City Council and City Clerk  
**SUBJECT:** A resolution authorizing a Council Contingency Fund expenditure in the amount of \$5,000 to support the 2025 BIPOC Health & Wellness Fair. – Requested for July 22, 2025.  
**DATE:** July 16, 2025

---

### SUMMARY AND PURPOSE:

A resolution authorizing a Council Contingency Fund expenditure in the amount of \$5,000 to support the 2025 BIPOC Health & Wellness Fair.

### COUNCIL SPONSORS:

Mayor Victoria Woodards and Council Members Sandesh Sadalge and Joe Bushnell.

### BACKGROUND:

The 2025 BIPOC Health & Wellness Fair, scheduled for July 26 at Tacoma's Eastside Community Center, is a vital initiative aimed at addressing persistent health disparities within Black, Indigenous, and People of Color (BIPOC) communities. Organized by Abundance Health LLC, this event offers free health screenings, educational sessions, and access to community resources, all designed to promote healthier lifestyles and bridge gaps in healthcare access. The 2024 iteration of the fair successfully brought together various community partners, providing attendees with access to wellness services, educational tools, and opportunities to strengthen their support networks. Building on this success, the 2025 event aims to expand its reach and impact, further solidifying its role as a cornerstone in Tacoma's efforts to promote health equity in East Tacoma and beyond.

We know that East Tacoma is a Tacoma-Pierce County Health Department Community of Focus. People who live in these Communities of Focus experience greater challenges to earn an income that's not just livable but allows them to thrive. They also face barriers to access higher education and training. And those communities offer fewer options for affordable housing, transportation, and healthy foods. These factors all affect health and life expectancy. Communities of Focus is an essential program in our work to address systemic problems that harm people's well-being.

Funding will support efforts to expand the event and bring in vital resources and partners such as:

- Bloodworks NW to collect much needed blood,
- WA Department of Licensing to help individuals get identification cards
- Community Health Care will be providing free dental assessments.
- Virginia Mason Franciscan Health (there oncology, stroke health, & birthing center's departments), Carol Milgard Breast Center, 253 Therapy & Consult, Gilead Sciences, and MultiCare will all be in attendance.
- Washington Gun Responsibility will be distributing free gun lock boxes to promote community safety.
- AIDS Healthcare Foundation (they will provide STI & HIV testing), Leaders in Women's Health, and the Ebony Nurses Association (they will provide blood pressure screenings) will also be participating.

### COMMUNITY ENGAGEMENT/ CUSTOMER RESEARCH:

Organizers have been working tirelessly to engage partners and resources to ensure the community can walk away with the resources, tools, skills, and the ability that's needed to provide care for themselves & their loved ones. Building on their success from last year, they are bringing in returning partners that community attendees loved,



and expanding to other areas that were noted as interests.

### 2025 STRATEGIC PRIORITIES:

**Equity and Accessibility:** Funding the 2025 BIPOC Health & Wellness Fair would demonstrate the City of Tacoma's commitment to addressing health disparities within its communities. By supporting this event, the city invests in the well-being of its residents and reinforces its dedication to fostering inclusive, community-driven initiatives.

**Livability:** *Equity Index Score:* Moderate Opportunity

Improve health outcomes and reduce disparities, in alignment with the community health needs assessment and CHIP, for all Tacoma residents

Increase positive public perception of safety and overall quality of life.

### Explain how your legislation will affect the selected indicator(s)?

The 2025 BIPOC Health & Wellness Fair helps reduce health disparities and improve quality of life in Tacoma by offering free, culturally relevant health screenings, education, and resources to communities. By increasing access to preventive care, building trust in healthcare systems, and connecting residents with local services, the fair empowers individuals to take charge of their health and fosters long-term wellness in BIPOC communities.

### ALTERNATIVES:

Alternative(s)	Positive Impact(s)	Negative Impact(s)
1.Do not fund	More funding available for emergent issues	

### EVALUATION AND FOLLOW UP:

Staff will be working with organizers to ensure they bring in the partners they intend, and will receive a briefing after the event on estimated attendance and overall success of the event.

### STAFF/SPONSOR RECOMMENDATION:

We recommend approval of this resolution to support community wellness focused on our eastside neighborhoods.

### FISCAL IMPACT:

Fund Number & Name	COST OBJECT (CC/WBS/ORDER)	Cost Element	Total Amount
1.Council Contingency Fund	660000		\$5,000
<b>TOTAL</b>			<b>\$5,000</b>



**City of Tacoma**

**City Council Action Memorandum**

**What Funding is being used to support the expense?**

COUNCIL CONTINGENCY FUND

**Are the expenditures and revenues planned and budgeted in this biennium's current budget?**

**NO, PLEASE EXPLAIN BELOW**

The Council Contingency Fund provides an established amount of funding each year for unbudgeted Council sponsored initiatives.

**Are there financial costs or other impacts of not implementing the legislation?**

No

**Will the legislation have an ongoing/recurring fiscal impact?**

No

**Will the legislation change the City's FTE/personnel counts?**


No

**ATTACHMENTS:**

- 2025-2026 Council Contingency Commitments

## Contingency Commitments

	Funding Amount
<b>2025</b>	<b>\$ 321,709.00</b>
<b>Resolution 41610</b>	
Council Requested - Golden Gloves Sponsorship	<b>\$ 10,000.00</b>
Council Contingency fund expenditure of \$10,000 to support the 76 <sup>th</sup> Annual Golden Gloves Boxing Tournament in Tacoma.	
<b>Substitute Ordinance 29002</b>	
<b>Grand Cinema Capital Campaign</b>	<b>\$ 50,000.00</b>
Dedicate \$50,000 of the 2025-2026 Budget for Council Contingency to the Grand Cinema Capital Campaign for improvements to the Merlino Building.	
<b>Substitute Ordinance 29002</b>	
<b>Rebuilding Hope Capital Campaign</b>	<b>\$ 25,000.00</b>
Dedicate \$25,000 of the 2025-2026 Budget for Council Contingency for the Rebuilding Hope Capital Campaign.	
<b>Resolution 41681</b>	
<b>Tacoma Porchfest</b>	<b>\$ 10,000.00</b>
Council Contingency fund expenditure of \$10,000 to sponsor Tacoma Porchfest.	
<b>Resolution 41968</b>	
<b>South Tacoma Green Blocks Program</b>	<b>\$ 15,000.00</b>
Council Contingency Fund expenditure of \$15,000 to Supplement the \$30,000 South Tacoma Neighborhood Planning Booster funding to conduct a full green blocks-scale program in the South Tacoma Neighborhood.	
<b>To Council July 22, 2025</b>	<b>\$ 10,000.00</b>
Council Contingency Fund expenditure in the amount of \$10,000 to support the Tacoma Historical Society's 2025 Destiny Dinner.	
<b>To Council July 22, 2025</b>	<b>\$ 5,000.00</b>
A Council Contingency Fund expenditure in the amount of \$5,000 to support the 2025 BIPOC Health & Wellness Fair.	
<b>Starting Balance</b>	<b>\$ 321,709.00</b>
<b>Total Amount Allotted</b>	<b>\$ 125,000.00</b>
<b>Current Balance</b>	<b>\$ 196,709.00</b>



**City of Tacoma**  
**Police Department**

**TO:** Hyun Kim  
Interim City Manager

**FROM:** Patricia Jackson  
Interim Police Chief *Patricia Jackson*  
Patricia Jackson (Jul 16, 2025 10:22 PDT)

**DATE:** July 11, 2025

**SUBJECT: 2025 FIREWORKS AFTER ACTION REPORT**

The Tacoma Police Fireworks Plan was of education and enforcement between the City of Tacoma, Tacoma Police, Tacoma Fire, and South Sound 911. The fireworks specific emphasis patrols, enforcement, and educational measures occurred Wednesday, July 2, through Saturday, July 5, 2025.

**EDUCATION:**

Fireworks Safety Awareness Flyer was posted on social media and distributed within the community.

**ACTIONS:**

- SS911 diverted fireworks calls to an online reporting system and staffed a dedicated dispatcher on July 4<sup>th</sup>.
- Five officers participated in the Fireworks Enforcement Strategy on July 2<sup>nd</sup>. Four officers participated on July 3<sup>rd</sup> and five officers participated on July 5<sup>th</sup>. No enforcement strategy occurred on July 4<sup>th</sup> due to staffing requirements of the Fourth of July Summer Blast.
- Throughout the Fireworks Enforcement event, officers responded to 31 calls for service and made 8 contacts. Of those calls in which contact was not made; officers were either unable to located activity or the involved persons were gone on arrival.
- EOD (Explosive Ordinance Disposal) Team cleared the fireworks locker of 146 fireworks accumulated during the past calendar year and destroyed the fireworks.

**SUMMARY:**

The Tacoma Police Department will continue to evaluate the Fireworks Enforcement Strategy/Plan and related outcomes for the purpose of making recommendations for next year's Fireworks Enforcement Initiative.

Emphasis on community education concerning the illegal use of fireworks will continue to remain the first response to fireworks related activity.

PJ:jam

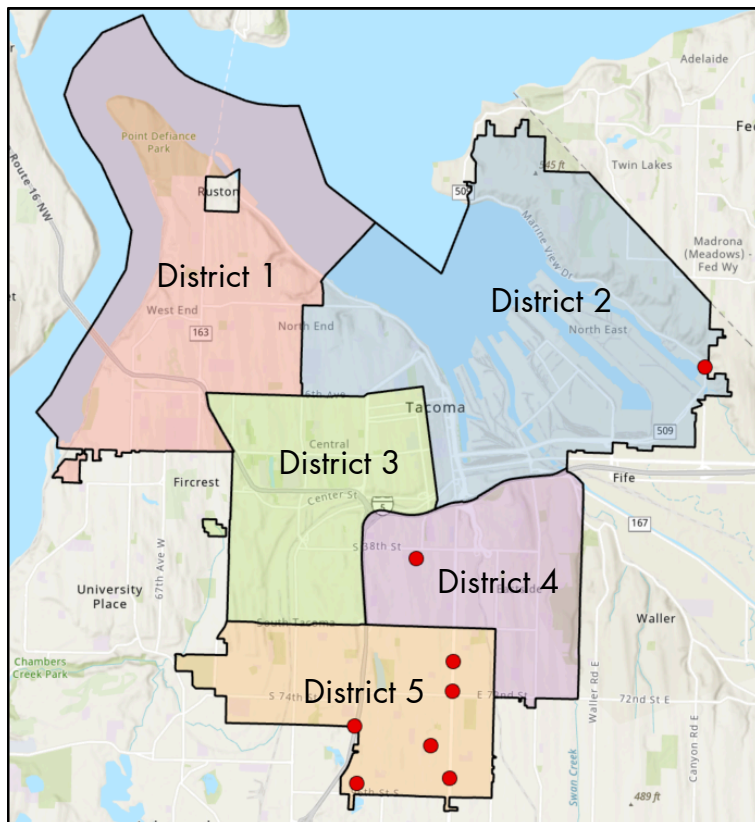


# Vision Zero Monthly Crash Report

**June 2025**

THE DATA IS BASED UPON A TIME-SPECIFIC QUERY FROM THE WASHINGTON STATE PATROL - COLLISIONS ANALYSIS TOOL. THE DATA IS DYNAMIC AND IS SUBJECT TO CHANGE AND/OR REVISION.

## June 2025 Fatal and Serious Injury Crashes by Council District



 Fatal or Serious Injury Crash

## June Crash Summary

There were 286 total collisions in June:

- 11 collisions involved a pedestrian
- 2 collisions involved a bicyclist
- 8 collisions resulted in a serious injury or fatality

To see the Vision Zero data dashboard or to learn more about Vision Zero, visit: [cityoftacoma.org/visionzero](http://cityoftacoma.org/visionzero)

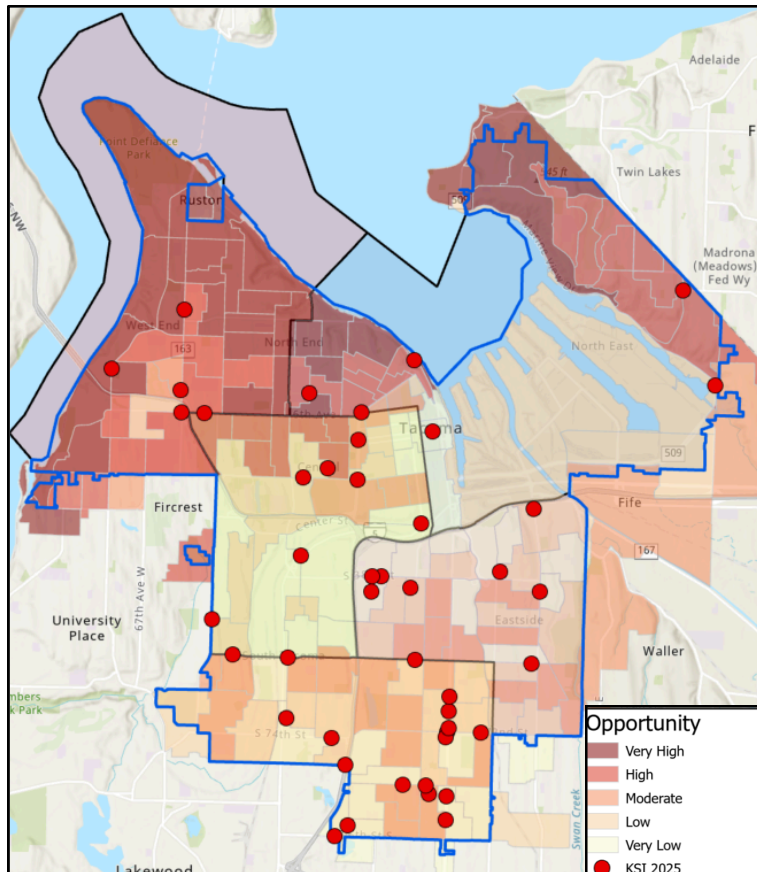
Primary Street	Secondary Street	Victim Age Range	Injury Level	Mode
Marine View Dr (SR 509)	Taylor Way	61 - 65	Fatality	Motorist
S Hosmer St	96th St S	46 - 50	Serious Injury	Pedestrian
Pacific Ave	S 98th St	36 - 40	Serious Injury	Pedestrian
S 84th St	S G St	51 - 55	Serious Injury	Motorist
Tacoma Mall Blvd	S 80th St	21 - 24	Serious Injury	Motorist
Pacific Ave	S 64th St	41 - 45	Serious Injury	Motorist
S J St	S 40th St	25 - 30	Serious Injury	Motorist
Pacific Ave	S 72nd St	31 - 35	Serious Injury	Motorist



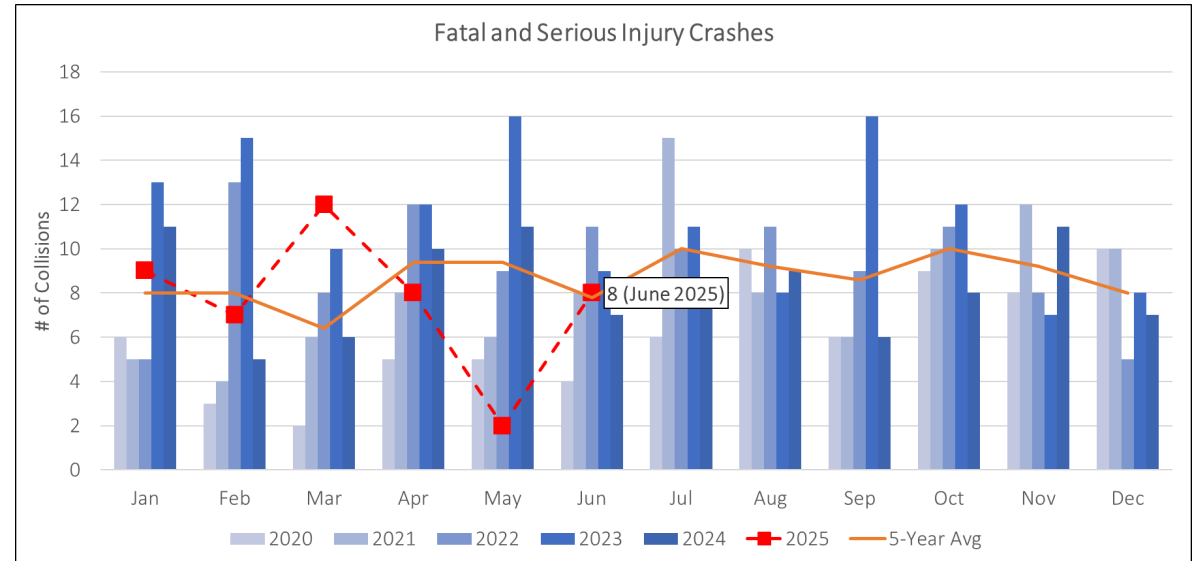
# Vision Zero Cumulative and Trends

*City of Tacoma's Goal  
Zero fatal and serious injury  
traffic crashes by 2035*

## 2025 Year to Date Fatal and Serious Injury Crashes (Opportunity Index Overlay)



**● Fatal or Serious Injury Crash**



All Crashes (Annual Totals)				
Mode Type	5-Year Avg		Last 12 Months	
	Total	%	Total	%
Bicyclist	35	1%	37	1%
Motorist	3832	96%	3496	95%
Pedestrian	121	3%	150	4%

Fatal and Serious Injury Crashes (Annual Totals)				
Mode Type	5-Year Avg		Last 12 Months	
	Total	%	Total	%
Bicyclist	5	5%	3	3%
Motorist	77	74%	63	66%
Pedestrian	22	21%	29	31%

Above 5-Year Average

Below 5-Year Average

Federal law 23 United States Code Section 407 governs use of the data in this report. Under this law, data maintained for purposes of evaluating potential highway safety enhancements "...shall not be subject to discovery or admitted into evidence in a federal or state court proceeding or considered for other purposes in any action for damages arising from any occurrence at a location mentioned or addressed in such reports, surveys, schedules, lists, or data." If you should attempt to use the information in this report in an action for damages against City, the State of Washington, or any other jurisdiction involved in the locations mentioned in the data, these entities expressly reserve the right, under Section 407, to object to the use of the data, including any opinions drawn from the data.





# Tacoma City Council Constituent Intake Website Data Report: July 2025

Total Request  
Submissions

670

Total Submissions

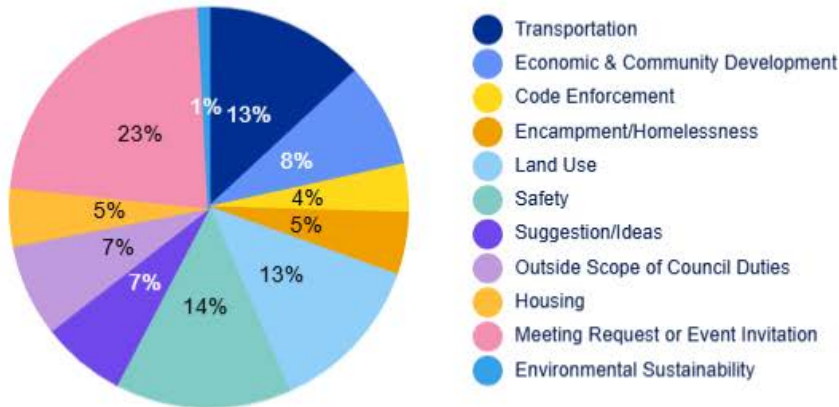
Request  
Submissions

470

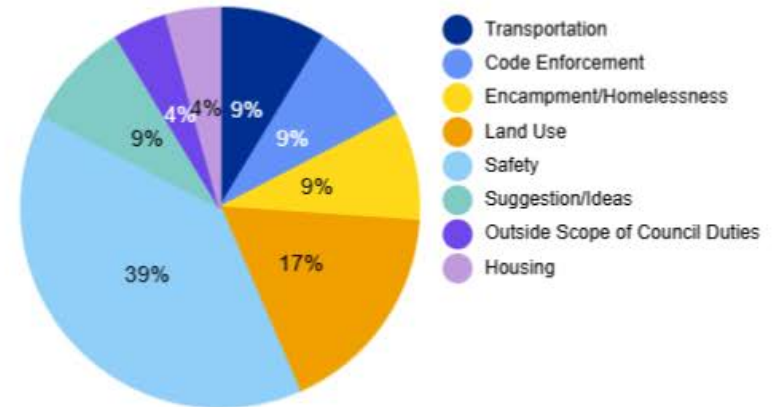
Inquiries that include  
+1 Council Member

## Topic Codes

### Summary



### Last 14 Days



## Submission Summary

### Submissions by Month



### Submissions by Council District





## MEETINGS FOR THE WEEK OF JULY 21, 2025 THROUGH JULY 25, 2025

TIME	MEETING	LOCATION
MONDAY, JULY 21, 2025		
NO MEETINGS SCHEDULED		
TUESDAY, JULY 22, 2025		
9:00 AM	Hearing Examiner's Hearing*	747 Market St., Municipal Bldg., Council Chambers Visit <a href="https://tacoma.gov/hearingexaminer">https://tacoma.gov/hearingexaminer</a>
10:00 AM	Economic Development Committee	747 Market St., Municipal Bldg., Conf. Rm. 248 Join Zoom Meeting at: <a href="https://zoom.us/j/88227539908">https://zoom.us/j/88227539908</a> Telephonic: Dial 253-215-8782 Meeting ID: 882 2753 9908 Passcode: 614650
11:15 AM	Bid Opening**	3628 S. 35th St., Public Utilities Bldg., ABN-M1 Join Zoom Meeting at: <a href="https://zoom.us/j/88402680573">https://zoom.us/j/88402680573</a> Telephonic: Dial 253-215-8782 Meeting ID: 884 0268 0573 Passcode: 070737 Visit <a href="http://www.tacomapurchasing.org">www.tacomapurchasing.org</a>
NOON	City Council Study Session	747 Market St., Municipal Bldg., Council Chambers Join Zoom Meeting at: <a href="https://zoom.us/j/89496171192">https://zoom.us/j/89496171192</a> Telephonic: Dial 253-215-8782 Meeting ID: 894 9617 1192 Passcode: 896569
5:00 PM	City Council Meeting	747 Market St., Municipal Bldg., Council Chambers Join Zoom Meeting at: <a href="https://zoom.us/j/84834233126">https://zoom.us/j/84834233126</a> Telephonic: Dial 253-215-8782 Meeting ID: 848 3423 3126 Passcode: 349099
WEDNESDAY, JULY 23, 2025		
3:00 PM	Public Utility Board Study Session	3628 S. 35th St., Public Utilities Bldg., Conf. Rm. Lt1 Join Zoom Meeting at: <a href="https://zoom.us/j/81336402669">https://zoom.us/j/81336402669</a> Telephonic: Dial 253-215-8782 Meeting ID: 813 3640 2669
4:30 PM	Infrastructure, Planning, and Sustainability Committee	747 Market St., Municipal Bldg., Conf. Rm. 248 Join Zoom Meeting at: <a href="https://zoom.us/j/87829056704">https://zoom.us/j/87829056704</a> Telephonic: Dial 253-215-8782 Meeting ID: 878 2905 6704 Passcode: 614650
5:30 PM	Landmarks Preservation Commission	747 Market St., Municipal Bldg., Conf. Rm. 243 Join Zoom Meeting at: <a href="https://zoom.us/j/89120046605">https://zoom.us/j/89120046605</a> Telephonic: Dial 253-215-8782 Meeting ID: 891 2004 6605
6:30 PM	Public Utility Board Meeting	3628 S. 35th St., Public Utilities Bldg., Auditorium Join Zoom Meeting at: <a href="https://zoom.us/j/84626080846">https://zoom.us/j/84626080846</a> Telephonic: Dial 253-215-8782 Meeting ID: 846 2608 0846

**THURSDAY, JULY 24, 2025**

- 7:30 AM Local Employment and Apprenticeship Training Program (LEAP) Advisory Committee 747 Market St., Municipal Bldg., Conf. Rm. 243  
Join Zoom Meeting at: <https://zoom.us/j/95336196517>  
Telephonic: Dial 253-215-8782  
Meeting ID: 953 3619 6517 Passcode: 072968
- 7:30 AM Tacoma Community Redevelopment Authority Board – Cancelled
- 9:00 AM Hearing Examiner’s Hearing\* 747 Market St., Municipal Bldg., Council Chambers  
Visit <https://tacoma.gov/hearingexaminer>
- 4:30 PM Community Vitality and Safety Committee 747 Market St., Municipal Bldg., Conf. Rm. 248  
Join Zoom Meeting at: <https://zoom.us/j/85961604917>  
Telephonic: Dial 253-215-8782  
Meeting ID: 859 6160 4917 Passcode: 614650
- 5:00 PM Land Use Public Meeting\*\*\* 747 Market St., Municipal Bldg., Council Chambers  
Contact Shirley Schultz at [sschultz@tacoma.gov](mailto:sschultz@tacoma.gov)
- 5:00 PM Tacoma Civil Service Board – Special Meeting 747 Market St., Municipal Bldg., Conf. Rm. 243  
Join Zoom Meeting at: <https://zoom.us/j/85371075182>  
Telephonic: Dial 253-215-8782  
Meeting ID: 853 7107 5182 Passcode: 657068

**FRIDAY, JULY 25, 2025**

- 10:30 AM Operational Strategy and Administrative Committee 747 Market St., Municipal Bldg. Conf. Rm. 243  
Join Zoom Meeting at: <https://zoom.us/j/91923690364>  
Telephonic: Dial 253-215-8782  
Meeting ID: 919 2369 0364 Passcode: 614650



Meeting sites are accessible to people with disabilities. People with disabilities requiring special accommodations should contact the appropriate department(s) 48 hours prior to the meeting time.

\* Hearing Examiner’s Hearings and Local Improvement District Meetings meet on an as-needed basis. Contact the Hearing Examiner’s Office at 253-591-5195 to confirm whether a meeting will be held this week. Hearings may be held at various times throughout the day.

\*\* Bid Opening will be held on an as-needed basis. Contact the Finance Procurement and Payables Office at 253-502-8468 or [www.tacomapurchasing.org](http://www.tacomapurchasing.org) to confirm whether Bid Opening will be held.

\*\*\* Land Use Public Meetings meet on an as-needed basis. Contact Division Manager, Shirley Schultz at 253-345-0879 to confirm whether a meeting will be held this week.



## Citywide Weekly Briefing for 07 July 2025 to 13 July 2025

The data is not National Incident Based Reporting System (NIBRS) compliant. Do not compare the results with any report using that standard. The data is dynamic and is subject to change and/or revision. The number of distinct offenses listed on a report are counted. This does not represent reports or individuals. All data is compared to last year for the same number of days or date range. Small numbers may cause large percent increases and decreases. Beginning 1 October 2022, there was a change in how TPD reports certain Aggravated Assaults and Destruction offenses.

Offense Breakdown	7 Days		28 Days		Year to Date		7 Days	28 Days	YTD
	07-Jul-2024	07-Jul-2025	16-Jun-2024	16-Jun-2025	01-Jan-2024	01-Jan-2025			
	13-Jul-2024	13-Jul-2025	13-Jul-2024	13-Jul-2025	13-Jul-2024	13-Jul-2025			
<b>Persons</b>	<b>90</b>	<b>75</b>	<b>376</b>	<b>318</b>	<b>2264</b>	<b>2188</b>	16.7% ▼	15.4% ▼	3.4% ▼
Assault	83	69	344	296	2057	1981	16.9% ▼	14.0% ▼	3.7% ▼
Homicide (doesn't include Negligent/Justifiable)	0	0	2	1	11	12	0.0%	50.0% ▼	9.1% ▲
Kidnapping/Abduction	4	1	10	5	50	37	75.0% ▼	50.0% ▼	26.0% ▼
Sex Offenses, Forcible	3	5	20	16	144	158	66.7% ▲	20.0% ▼	9.7% ▲
<b>Property</b>	<b>391</b>	<b>232</b>	<b>1442</b>	<b>983</b>	<b>10874</b>	<b>7432</b>	40.7% ▼	31.8% ▼	31.7% ▼
Arson	3	5	11	11	56	58	66.7% ▲	0.0%	3.6% ▲
Burglary/Breaking and Entering	35	29	126	89	805	638	17.1% ▼	29.4% ▼	20.7% ▼
Counterfeiting/Forgery	0	1	5	2	41	23	NC	60.0% ▼	43.9% ▼
Destruction/Damage/Vandalism of Property	97	55	368	286	2995	2031	43.3% ▼	22.3% ▼	32.2% ▼
Fraud	15	12	58	29	325	275	20.0% ▼	50.0% ▼	15.4% ▼
Larceny/Theft	169	91	614	400	4438	3192	46.2% ▼	34.9% ▼	28.1% ▼
Motor Vehicle Theft	48	30	199	117	1787	908	37.5% ▼	41.2% ▼	49.2% ▼
Robbery	13	4	30	28	222	163	69.2% ▼	6.7% ▼	26.6% ▼
Stolen Property	10	4	28	17	173	101	60.0% ▼	39.3% ▼	41.6% ▼
<b>Society</b>	<b>16</b>	<b>18</b>	<b>51</b>	<b>73</b>	<b>340</b>	<b>526</b>	12.5% ▲	43.1% ▲	54.7% ▲
Drug/Narcotic	10	15	33	54	200	347	50.0% ▲	63.6% ▲	73.5% ▲
Pornography/Obscene Material	0	0	0	1	9	14	0.0%	NC	55.6% ▲
Prostitution	0	0	0	0	2	8	0.0%	0.0%	300.0% ▲
Weapon Law Violations	6	3	18	18	129	157	50.0% ▼	0.0%	21.7% ▲
<b>Citywide Totals</b>	<b>497</b>	<b>325</b>	<b>1869</b>	<b>1374</b>	<b>13478</b>	<b>10146</b>	34.6% ▼	26.5% ▼	24.7% ▼

NC = Noncalculable

### Last 7 Days

#### Notes:

- There were no Homicide offense(s) during the last 7 days.
- 69.6% (48/69) of the Assaults were coded Simple Assault.
- There were 51 DV-related offenses.
- 80.4% (41/51) of the DV-related offenses were Persons.
- 55.1% (38/69) of the Assaults were DV-related.
- DV-related Offenses: 61 ≥ 51
- There were no Gang-Related offense(s) during the last 7 days.
- Theft from Motor Vehicle: 55 ≥ 37

#### Top 5 Locations - Compared to last year

- 3105 S 47th St: 2 ↗ 7
- 4502 S Steele St: 12 ≥ 7
- 1302 S 38th St: 4 ↗ 5
- 1440 Puyallup Ave: 0 ↗ 4
- 3311 N 22nd St: 0 ↗ 3
- 3805 E L St: 0 ↗ 3
- 3827 S Cushman Ave: 0 ↗ 3
- There were 2 additional locations with 3.

#### Top 5 Offense Locations - Compared to last year

- Single Family Residence: 78 ≥ 60
- Apartment: 56 ↔ 56
- Parking Lot: 84 ≥ 49
- Street/Right Of Way: 78 ≥ 44
- Private Vehicle: 5 ↗ 9
- Grocery Store: 20 ≥ 9



## Sector 1 Weekly Briefing for 07 July 2025 to 13 July 2025

The data is not National Incident Based Reporting System (NIBRS) compliant. Do not compare the results with any report using that standard. The data is dynamic and is subject to change and/or revision. The number of distinct offenses listed on a report are counted. This does not represent reports or individuals. All data is compared to last year for the same number of days or date range. Small numbers may cause large percent increases and decreases. Beginning 1 October 2022, there was a change in how TPD reports certain Aggravated Assaults and Destruction offenses.

Offense Breakdown	7 Days		28 Days		Year to Date		7 Days	28 Days	YTD
	07-Jul-2024	07-Jul-2025	16-Jun-2024	16-Jun-2025	01-Jan-2024	01-Jan-2025			
	13-Jul-2024	13-Jul-2025	13-Jul-2024	13-Jul-2025	13-Jul-2024	13-Jul-2025			
<b>Persons</b>	<b>20</b>	<b>21</b>	<b>85</b>	<b>85</b>	<b>570</b>	<b>547</b>	5.0%▲	0.0%	4.0%▼
Assault	19	19	79	77	506	483	0.0%	2.5%▼	4.5%▼
Homicide (doesn't include Negligent/Justifiable)	0	0	0	0	4	4	0.0%	0.0%	0.0%
Kidnapping/Abduction	1	0	3	1	18	9	100.0%▼	66.7%▼	50.0%▼
Sex Offenses, Forcible	0	2	3	7	42	51	NC	133.3%▲	21.4%▲
<b>Property</b>	<b>91</b>	<b>79</b>	<b>389</b>	<b>266</b>	<b>2964</b>	<b>2242</b>	13.2%▼	31.6%▼	24.4%▼
Arson	2	0	4	1	27	19	100.0%▼	75.0%▼	29.6%▼
Burglary/Breaking and Entering	12	10	44	27	233	184	16.7%▼	38.6%▼	21.0%▼
Counterfeiting/Forgery	0	0	1	1	2	1	0.0%	0.0%	50.0%▼
Destruction/Damage/Vandalism of Property	31	23	122	85	1031	744	25.8%▼	30.3%▼	27.8%▼
Fraud	2	3	10	4	50	66	50.0%▲	60.0%▼	32.0%▲
Larceny/Theft	28	30	145	103	1116	850	7.1%▲	29.0%▼	23.8%▼
Motor Vehicle Theft	10	9	46	28	424	291	10.0%▼	39.1%▼	31.4%▼
Robbery	2	1	8	8	47	42	50.0%▼	0.0%	10.6%▼
Stolen Property	4	2	9	7	27	33	50.0%▼	22.2%▼	22.2%▲
<b>Society</b>	<b>4</b>	<b>3</b>	<b>10</b>	<b>19</b>	<b>84</b>	<b>114</b>	25.0%▼	90.0%▲	35.7%▲
Drug/Narcotic	3	3	5	15	52	70	0.0%	200.0%▲	34.6%▲
Pornography/Obscene Material	0	0	0	0	3	2	0.0%	0.0%	33.3%▼
Prostitution	0	0	0	0	1	4	0.0%	0.0%	300.0%▲
Weapon Law Violations	1	0	5	4	28	38	100.0%▼	20.0%▼	35.7%▲
<b>Sector Totals</b>	<b>115</b>	<b>103</b>	<b>484</b>	<b>370</b>	<b>3618</b>	<b>2903</b>	10.4%▼	23.6%▼	19.8%▼

NC = Noncalculable

### Last 7 Days

#### Notes:

- There were no Homicide offense(s) during the last 7 days.
- 68.4% (13/19) of the Assaults were coded Simple Assault.
- There were 14 DV-related offenses.
- 64.3% (9/14) of the DV-related offenses were Persons.
- 42.1% (8/19) of the Assaults were DV-related.
- DV-related Offenses: 8 ↗ 14
- There were no Gang-Related offense(s) during the last 7 days.
- Theft from Motor Vehicle: 17 ↔ 17

#### Top 5 Locations - Compared to last year

- 1440 Puyallup Ave: 0 ↗ 4
- 1308 S 27th St: 0 ↗ 3
- 1555 Market St: 0 ↗ 2
- 802 Martin Luther King Jr Way: 0 ↗ 2
- 1953 S I St: 0 ↗ 2
- 1623 E J St: 0 ↗ 2
- 1425 E 27th St: 0 ↗ 2
- There were 20 additional locations with 2.

#### Top 5 Offense Locations - Compared to last year

- Apartment: 15 ↗ 19
- Parking Lot: 19 ↘ 18
- Street/Right Of Way: 26 ↘ 15
- Single Family Residence: 8 ↗ 12
- Garage (Non-Residential): 2 ↗ 4



## Sector 2 Weekly Briefing for 07 July 2025 to 13 July 2025

The data is not National Incident Based Reporting System (NIBRS) compliant. Do not compare the results with any report using that standard. The data is dynamic and is subject to change and/or revision. The number of distinct offenses listed on a report are counted. This does not represent reports or individuals. All data is compared to last year for the same number of days or date range. Small numbers may cause large percent increases and decreases. Beginning 1 October 2022, there was a change in how TPD reports certain Aggravated Assaults and Destruction offenses.

Offense Breakdown	7 Days		28 Days		Year to Date		7 Days	28 Days	YTD
	07-Jul-2024	07-Jul-2025	16-Jun-2024	16-Jun-2025	01-Jan-2024	01-Jan-2025			
	13-Jul-2024	13-Jul-2025	13-Jul-2024	13-Jul-2025	13-Jul-2024	13-Jul-2025			
<b>Persons</b>	<b>32</b>	<b>14</b>	<b>112</b>	<b>62</b>	<b>570</b>	<b>512</b>	56.3%▼	44.6%▼	10.2%▼
Assault	28	13	96	60	509	458	53.6%▼	37.5%▼	10.0%▼
Homicide (doesn't include Negligent/Justifiable)	0	0	0	0	1	2	0.0%	0.0%	100.0%▲
Kidnapping/Abduction	3	0	6	0	16	8	100.0%▼	100.0%▼	50.0%▼
Sex Offenses, Forcible	1	1	10	2	43	44	0.0%	80.0%▼	2.3%▲
<b>Property</b>	<b>143</b>	<b>44</b>	<b>421</b>	<b>243</b>	<b>2920</b>	<b>1765</b>	69.2%▼	42.3%▼	39.6%▼
Arson	0	0	1	1	7	9	0.0%	0.0%	28.6%▲
Burglary/Breaking and Entering	11	6	39	18	190	149	45.5%▼	53.8%▼	21.6%▼
Counterfeiting/Forgery	0	0	0	0	15	5	0.0%	0.0%	66.7%▼
Destruction/Damage/Vandalism of Property	33	9	108	79	797	494	72.7%▼	26.9%▼	38.0%▼
Fraud	4	3	19	7	111	67	25.0%▼	63.2%▼	39.6%▼
Larceny/Theft	66	17	185	98	1267	766	74.2%▼	47.0%▼	39.5%▼
Motor Vehicle Theft	24	9	60	32	462	221	62.5%▼	46.7%▼	52.2%▼
Robbery	2	0	5	7	41	36	100.0%▼	40.0%▲	12.2%▼
Stolen Property	3	0	4	1	22	7	100.0%▼	75.0%▼	68.2%▼
<b>Society</b>	<b>5</b>	<b>0</b>	<b>10</b>	<b>5</b>	<b>47</b>	<b>42</b>	100.0%▼	50.0%▼	10.6%▼
Drug/Narcotic	2	0	6	2	28	15	100.0%▼	66.7%▼	46.4%▼
Pornography/Obscene Material	0	0	0	0	1	2	0.0%	0.0%	100.0%▲
Prostitution	0	0	0	0	0	0	0.0%	0.0%	0.0%
Weapon Law Violations	3	0	4	3	18	25	100.0%▼	25.0%▼	38.9%▲
<b>Sector Totals</b>	<b>180</b>	<b>58</b>	<b>543</b>	<b>310</b>	<b>3537</b>	<b>2319</b>	<b>67.8%▼</b>	<b>42.9%▼</b>	<b>34.4%▼</b>

NC = Noncalculable

### Last 7 Days

#### Notes:

- There were no Homicide offense(s) during the last 7 days.
- 69.2% (9/13) of the Assaults were coded Simple Assault.
- There were 8 DV-related offenses.
- 100.0% (8/8) of the DV-related offenses were Persons.
- 61.5% (8/13) of the Assaults were DV-related.
- DV-related Offenses: 23 ▾ 8
- There were no Gang-Related offense(s) during the last 7 days.
- Theft from Motor Vehicle: 26 ▾ 3

#### Top 5 Locations - Compared to last year

- 3311 N 22nd St: 0 ↗ 3
- 31 Broadway: 0 ↗ 2
- 1105 S Woodlawn St: 0 ↗ 2
- 2302 6th Ave: 1 ↗ 2
- 725 N D St: 0 ↗ 2

#### Top 5 Offense Locations - Compared to last year

- Apartment: 24 ▾ 18
- Single Family Residence: 32 ▾ 10
- Street/Right Of Way: 30 ▾ 8
- Parking Lot: 34 ▾ 6
- Other Business: 3 ▾ 2
- Grocery Store: 9 ▾ 2





## Sector 3 Weekly Briefing for 07 July 2025 to 13 July 2025

The data is not National Incident Based Reporting System (NIBRS) compliant. Do not compare the results with any report using that standard. The data is dynamic and is subject to change and/or revision. The number of distinct offenses listed on a report are counted. This does not represent reports or individuals. All data is compared to last year for the same number of days or date range. Small numbers may cause large percent increases and decreases. Beginning 1 October 2022, there was a change in how TPD reports certain Aggravated Assaults and Destruction offenses.

Offense Breakdown	7 Days		28 Days		Year to Date		7 Days	28 Days	YTD
	07-Jul-2024	07-Jul-2025	16-Jun-2024	16-Jun-2025	01-Jan-2024	01-Jan-2025			
	13-Jul-2024	13-Jul-2025	13-Jul-2024	13-Jul-2025	13-Jul-2024	13-Jul-2025			
<b>Persons</b>	<b>17</b>	<b>16</b>	<b>77</b>	<b>77</b>	<b>517</b>	<b>510</b>	5.9%▼	0.0%	1.4%▼
Assault	16	15	75	72	483	468	6.3%▼	4.0%▼	3.1%▼
Homicide (doesn't include Negligent/Justifiable)	0	0	0	0	1	0	0.0%	0.0%	100.0%▼
Kidnapping/Abduction	0	0	0	2	8	8	0.0%	NC	0.0%
Sex Offenses, Forcible	1	1	2	3	24	34	0.0%	50.0%▲	41.7%▲
<b>Property</b>	<b>88</b>	<b>47</b>	<b>333</b>	<b>210</b>	<b>2683</b>	<b>1770</b>	46.6%▼	36.9%▼	34.0%▼
Arson	0	0	3	1	11	10	0.0%	66.7%▼	9.1%▼
Burglary/Breaking and Entering	6	3	20	17	201	135	50.0%▼	15.0%▼	32.8%▼
Counterfeiting/Forgery	0	0	0	0	12	9	0.0%	0.0%	25.0%▼
Destruction/Damage/Vandalism of Property	14	13	67	54	621	422	7.1%▼	19.4%▼	32.0%▼
Fraud	6	1	13	6	90	66	83.3%▼	53.8%▼	26.7%▼
Larceny/Theft	46	23	170	93	1173	889	50.0%▼	45.3%▼	24.2%▼
Motor Vehicle Theft	6	5	39	28	450	180	16.7%▼	28.2%▼	60.0%▼
Robbery	8	1	12	7	60	32	87.5%▼	41.7%▼	46.7%▼
Stolen Property	1	1	8	2	57	17	0.0%	75.0%▼	70.2%▼
<b>Society</b>	<b>6</b>	<b>5</b>	<b>22</b>	<b>16</b>	<b>94</b>	<b>128</b>	16.7%▼	27.3%▼	36.2%▲
Drug/Narcotic	5	3	19	10	57	86	40.0%▼	47.4%▼	50.9%▲
Pornography/Obscene Material	0	0	0	1	2	10	0.0%	NC	400.0%▲
Prostitution	0	0	0	0	0	1	0.0%	0.0%	NC
Weapon Law Violations	1	2	3	5	35	31	100.0%▲	66.7%▲	11.4%▼
<b>Sector Totals</b>	<b>111</b>	<b>68</b>	<b>432</b>	<b>303</b>	<b>3294</b>	<b>2408</b>	<b>38.7%▼</b>	<b>29.9%▼</b>	<b>26.9%▼</b>

NC = Noncalculable

### Last 7 Days

#### Notes:

- There were no Homicide offense(s) during the last 7 days.
- 73.3% (11/15) of the Assaults were coded Simple Assault.
- There were 12 DV-related offenses.
- 75.0% (9/12) of the DV-related offenses were Persons.
- 53.3% (8/15) of the Assaults were DV-related.
- DV-related Offenses: 16 ▾ 12
- There were no Gang-Related offense(s) during the last 7 days.
- Theft from Motor Vehicle: 8 ↗ 10

#### Top 5 Locations - Compared to last year

- 3105 S 47th St: 2 ↗ 7
- 4502 S Steele St: 12 ▾ 7
- 3827 S Cushman Ave: 0 ↗ 3
- 6159 S Wapato Lake Dr: 0 ↗ 3
- 3202 S Mason Ave: 2 ↔ 2
- 2 Chelan Pl: 0 ↗ 2
- 3015 South Tacoma Way: 0 ↗ 2
- There were 3 additional locations with 2.

#### Top 5 Offense Locations - Compared to last year

- Parking Lot: 17 ↗ 21
- Single Family Residence: 13 ▾ 9
- Apartment: 8 ↗ 9
- Street/Right Of Way: 12 ▾ 6
- Department Store: 11 ▾ 4
- Clothing Store: 2 ↗ 4



## Sector 4 Weekly Briefing for 07 July 2025 to 13 July 2025

The data is not National Incident Based Reporting System (NIBRS) compliant. Do not compare the results with any report using that standard. The data is dynamic and is subject to change and/or revision. The number of distinct offenses listed on a report are counted. This does not represent reports or individuals. All data is compared to last year for the same number of days or date range. Small numbers may cause large percent increases and decreases. Beginning 1 October 2022, there was a change in how TPD reports certain Aggravated Assaults and Destruction offenses.

Offense Breakdown	7 Days		28 Days		Year to Date		7 Days	28 Days	YTD
	07-Jul-2024	07-Jul-2025	16-Jun-2024	16-Jun-2025	01-Jan-2024	01-Jan-2025			
	13-Jul-2024	13-Jul-2025	13-Jul-2024	13-Jul-2025	13-Jul-2024	13-Jul-2025			
<b>Persons</b>	<b>21</b>	<b>24</b>	<b>102</b>	<b>94</b>	<b>605</b>	<b>619</b>	<b>14.3%▲</b>	<b>7.8%▼</b>	<b>2.3%▲</b>
Assault	20	22	94	87	557	572	10.0%▲	7.4%▼	2.7%▲
Homicide (doesn't include Negligent/Justifiable)	0	0	2	1	5	6	0.0%	50.0%▼	20.0%▲
Kidnapping/Abduction	0	1	1	2	8	12	NC	100.0%▲	50.0%▲
Sex Offenses, Forcible	1	1	5	4	35	29	0.0%	20.0%▼	17.1%▼
<b>Property</b>	<b>69</b>	<b>62</b>	<b>299</b>	<b>264</b>	<b>2306</b>	<b>1655</b>	<b>10.1%▼</b>	<b>11.7%▼</b>	<b>28.2%▼</b>
Arson	1	5	3	8	11	20	400.0%▲	166.7%▲	81.8%▲
Burglary/Breaking and Entering	6	10	23	27	181	170	66.7%▲	17.4%▲	6.1%▼
Counterfeiting/Forgery	0	1	4	1	12	8	NC	75.0%▼	33.3%▼
Destruction/Damage/Vandalism of Property	19	10	71	68	546	371	47.4%▼	4.2%▼	32.1%▼
Fraud	3	5	16	12	74	76	66.7%▲	25.0%▼	2.7%▲
Larceny/Theft	29	21	114	106	881	687	27.6%▼	7.0%▼	22.0%▼
Motor Vehicle Theft	8	7	54	29	451	216	12.5%▼	46.3%▼	52.1%▼
Robbery	1	2	5	6	74	53	100.0%▲	20.0%▲	28.4%▼
Stolen Property	2	1	7	7	67	44	50.0%▼	0.0%	34.3%▼
<b>Society</b>	<b>1</b>	<b>10</b>	<b>9</b>	<b>33</b>	<b>115</b>	<b>242</b>	<b>900.0%▲</b>	<b>266.7%▲</b>	<b>110.4%▲</b>
Drug/Narcotic	0	9	3	27	63	176	NC	800.0%▲	179.4%▲
Pornography/Obscene Material	0	0	0	0	3	0	0.0%	0.0%	100.0%▼
Prostitution	0	0	0	0	1	3	0.0%	0.0%	200.0%▲
Weapon Law Violations	1	1	6	6	48	63	0.0%	0.0%	31.3%▲
<b>Sector Totals</b>	<b>91</b>	<b>96</b>	<b>410</b>	<b>391</b>	<b>3026</b>	<b>2516</b>	<b>5.5%▲</b>	<b>4.6%▼</b>	<b>16.9%▼</b>

NC = Noncalculable

### Last 7 Days

#### Notes:

- There were no Homicide offense(s) during the last 7 days.
- 68.2% (15/22) of the Assaults were coded Simple Assault.
- There were 17 DV-related offenses.
- 88.2% (15/17) of the DV-related offenses were Persons.
- 63.6% (14/22) of the Assaults were DV-related.
- DV-related Offenses: 14 ⤴ 17
- There were no Gang-Related offense(s) during the last 7 days.
- Theft from Motor Vehicle: 4 ⤴ 7

#### Top 5 Locations - Compared to last year

- 1302 S 38th St: 4 ⤴ 5
- 3805 E L St: 0 ⤴ 3
- 710 S 40th St, #A: 0 ⤴ 2
- 523 E 82nd St: 0 ⤴ 2
- 817 E 65th St: 0 ⤴ 2
- 707 S 56th St: 5 ⤴ 2
- 1710 E 61st St: 0 ⤴ 2
- There were 7 additional locations with 2.

#### Top 5 Offense Locations - Compared to last year

- Single Family Residence: 25 ⤴ 29
- Street/Right Of Way: 10 ⤴ 15
- Apartment: 9 ⤴ 10
- Grocery Store: 8 ⤴ 7
- Parking Lot: 14 ⤴ 4





**City of Tacoma  
Public Utility Board  
Study Session**

**July 23, 2025; 3:00 p.m.  
Tacoma Public Utilities, LT1 (3<sup>rd</sup> Floor Conference Room)  
(Directly Across Main Elevator)  
3628 South 35<sup>th</sup> Street, Tacoma WA 98409**

Join remotely: <https://us06web.zoom.us/j/81336402669>  
or by dialing 253-215-8782 and entering meeting ID 813 3640 2669

**Call to Order**

**Roll Call**

The Public Utility Board will hold a study session with staff to discuss the following:

Approximate Time	Topic	Presenter(s)
3:00 – 3:30	Tacoma Power: Additional Dwelling Unit (ADU) Permitting	Chad Edinger, Electrical Services Manager
3:35 – 4:20	Budget and Rate Process Proposal	Alex Yoon, Deputy Director for Administration
4:25 – 5:25	Strategy Planning	Director Flowers; KayLyne Newell, Strategy Manager
5:30	General Board Comments / Discussion and Director's Reports	

**Adjournment**

The Public Utility Board may enter into a closed or executive session at any time during an open public meeting as provided by law.



The City of Tacoma does not discriminate on the basis of disability in any of its programs, activities, or services. To request this information in an alternative format or to request a reasonable accommodation, please contact the TPU Director's Office at 253-502-8201 or [utilityboard@cityoftacoma.org](mailto:utilityboard@cityoftacoma.org). TTY or speech to speech users please dial 711 to connect to Washington Relay services.



**City of Tacoma  
Public Utility Board Meeting**

**July 23, 2025; 6:30 p.m.  
Tacoma Public Utilities – Ground Floor Auditorium  
3628 S 35<sup>th</sup> Street, Tacoma WA 98409**

**Join remotely: <https://us06web.zoom.us/j/84626080846>  
or by dialing 253-215-8782 and entering meeting ID: 846 2608 0846**

**Call to Order**

**Roll Call**

- A. Approve Minutes of Previous Meetings**
- B. Comments by the Public**
- C. Recognitions**
  - **Tacoma Historical Society / Tacoma Sesquicentennial Anniversary Celebration**
- D. Regular Agenda**

**Departmental**

- D-1 Resolution U-11542 - A resolution to award certain contracts and approve certain purchases:**
- 1. Award four-year contract to KGS Group international, Inc., to perform stability analysis and design structural improvements on the Mayfield dam spillway, right, and left gravity section, and the right and left thrust blocks (\$3,000,000, plus applicable taxes) [Stan Sayenko, Engineering Project Manager];**
  - 2. Award three-year contract to Black & Veatch to provide on-call project management and engineering services to support the successful delivery of Generation's capital and operational projects (\$1,000,000, includes option to renew for two additional one-year periods) [Adam Davis, Engineering Project Manager];**
  - 3. Award three-year contract to Leidos Engineering, LLC. For system integration services to support the successful implementation of the new Advanced Distribution Management System (\$4,631,860, plus up to a \$700,000 contingency, plus applicable taxes. Projected contract total \$5,331,860) [Corey Bedient, Technology Manager].**

**Tacoma Water**

- D-2 Resolution U-11543 – Authorize Tacoma Water to apply to the Washington State Public Works Board for a low-interest construction loan of approximately \$2,083,720 for two main replacement projects located on Puyallup Avenue [Marc Powell, Sr. Business Services Analyst].**

- D-3 Resolution U-11544 – Authorize Tacoma Water to renew an interlocal cooperation agreement with King County for the Green/Duwamish River and Central Puget Sound Watersheds within the geographic planning area of the Water Resource Inventory Area 9 to provide \$26,514 to King County annually to support watershed-based salmon recovery during the period of 2026 – 2035 [Tyler Patterson, Watershed Services Mgr].
- D-4 Resolution U-11545 – Authorize Tacoma Water to enter into an interlocal cooperation agreement with King County to receive \$1,914,510 in conservation futures tax levy grant funds which will allow Tacoma Water to purchase approximately 600 acres of forest land within the Green River Municipal Watershed in King County to further protect drinking water source and reduce financial impact to downstream customers [Tyler Patterson, Watershed Services Mgr].

## **E. Adjournment**

The Public Utility Board may enter a closed or executive session at any time during an open public meeting as provided by law.



The City of Tacoma does not discriminate on the basis of disability in any of its programs, Activities, or services. To request this information in an alternative format or to request a reasonable accommodation, please contact the TPU Director's Office at 253-502-8201. TTY or speech to speech users please dial 711 to connect to Washington Relay services.

Date	Meeting	Subject	Department	Background
July 22, 2025	Study Session (Hybrid Council Chambers / Dial-in 12:00 p.m.)	Pierce Transit Long Range Plan Update	Pierce Transit Staff	Pierce Transit staff will brief the Council on the draft Pierce Transit Long Range Plan (LRP), which is expected to be presented to the Pierce Transit Board of Commissioners in July, with potential adoption in August
	City Council Meeting (hybrid Council Chambers /dial-in 5:00 PM)			
July 29, 2025	Study Session (Hybrid Council Chambers / Dial-in 12:00 p.m.)	Initiative Measure No. 2 Review	Legal - Chris Bacha, City Manager's Office - Hyun Kim	Staff will review Initiative Measure No. 2
	City Council Meeting (hybrid Council Chambers /dial-in 5:00 PM)			
August 5, 2025	Study Session (Hybrid Council Chambers / Dial-in 12:00 p.m.)	Tideflats Subarea Planning - Planning Commissions Findings of Fact and Recommendation	Planning and Development Services - Principal Planner Stephen Atkinson	This meeting is intended to be an introduction to the City Council on the Planning Commission's proposed amendments to the Tideflats Steering Committee Draft Subarea Plan, the Draft Planned Action Ordinance (RCW 43.21c.440), and proposed amendments to Tacoma Municipal Code (TMC) Chapter 13.06 Zoning and Title 19 Shoreline Master Program.
	City Council Meeting (hybrid Council Chambers /dial-in 5:00 PM)			
August 12, 2025	Study Session (Hybrid Council Chambers / Dial-in 12:00 p.m.)	South Tacoma Ground Water Protection District ( STGPD) Code Update Public Hearing Prep	Planning and Development - Maryam Moeinian, Stephen Atkinson, Dana Delon, Glen George, Erin Dilworth, Tacoma Pierce County Staff - Esther Beaumier	The purpose of this presentation is to prepare for the public hearing on the STGPD code update and share the Planning Commission's recommendations.
	City Council Meeting (hybrid Council Chambers /dial-in 5:00 PM)			
August 19, 2025	Joint City Council / Tacoma Utility Boards Study Session (Hybrid Council Chambers / Dial-in 12:00 p.m.)	South Tacoma Ground Water Protection District ( STGPD) Code Update Public Hearing Debrief	Planning and Development - Maryam Moeinian, Stephen Atkinson, Dana Delon, Glen George, Erin Dilworth, Tacoma Pierce County Staff - Esther Beaumier	The purpose of this meeting is to conduct a public hearing debrief for the City Council as part of the process to adopt the draft STGPD code.
	City Council Meeting (hybrid Council Chambers /dial-in 5:00 PM)			
August 26, 2025	Joint City Council / Library Board of Trustees Joint Study Session (Hybrid Council Chambers / Dial-in 12:00 p.m.)	Tacoma Public Library Informational Briefing	Library Staff - Kendra Jones, Lyndea Kelleher	Staff from the Tacoma Public Library will provide an informational briefing
	City Council Meeting (hybrid Council Chambers /dial-in 5:00 PM)			
September 2, 2025	*Cancelled			

Community Vitality and Safety Committee			
<b>Committee Members</b> (Chair) CM Rumbaugh, (Vice Chair) CM Walker, CM Sadalge, and CM Scott Alternate: CM Diaz Executive Liaison: Vicky McLaurin; Coordinator: Arsenio Roddy-Little		2nd and 4th Thursdays of the month 4:30pm Zoom and TMB 248	<b>CBC Assignments</b> • Commission on Disabilities • Commission on Immigrant and Refugee Affairs • Community's Police Advisory Committee • Housing Authority • Human Rights Commission • Human Services Commission • Public Library Board • Tacoma Community Redevelopment Authority
Date	Topic	Presenter(s)	Description
August 14, 2025	Building Resilience Against Youth Violence and Exploitation Funding Recommendation	Sarah Bridgeford, Principal Community Resource Analyst, Neighborhood and Community Services	Report out on competitive funding process
August 28, 2025	Rental Housing Code and LLFI Update	Felicia Medlen, Mindee Webber, Lynda Foster	Report out on partners we have met with regarding tenant, rental, fair housing, and new state code.
September 11, 2025	Human Services Commission Interviews	Nicole Emery, City Clerk	Interviews to fill vacancies on the Human Services Commission.
	Remann Hall Informational Briefing	Kevin Williams, Juvenile Assistant Administrator - Probation, Pierce County	This informational briefing is to inform city leadership about the contracted work for the City of Tacoma and how that fits into the broader portfolio of work at Remann Hall.
September 25, 2025	Human Rights Commission Interviews	Nicole Emery, City Clerk	Interviews to fill vacancies on the Human Rights Commission.

Economic Development Committee			
Committee Members (Chair) DM Daniels, (Vice Chair) CM Diaz, CM Bushnell, and CM Scott Alternate: CM Rumbaugh; Executive Liaison: Tanja Carter; Coordinator: Anna Le		2nd, 4th, and 5th Tuesdays of the month 10:00am Zoom and TMB 248	CBC Assignments • City Events and Recognition Committee • Equity in Contracting Advisory Committee • Convention Center Public Facilities District • Tacoma Arts Commission • Tacoma Creates Advisory Board
Date	Topic	Presenter(s)	Description
July 22, 2025	Tacoma Creates Advisory Board Interviews	Nicole Emery, City Clerk	The Committee will conduct interviews to fill three seats on the Advisory Board for terms to begin August 1, 2025.
July 29, 2025	Tacoma Mall Subarea Art and Placemaking Plan	Rebecca Solverson, Arts and Cultural Vitality Division Manager, Community and Economic Development; Linda Wysong, Artist	Staff will present the Tacoma Mall Subarea Art and Placemaking Plan, developed by artists Horatio Law and Linda Wysong. The Art and Placemaking Plan is a recommendation of the Tacoma Mall Neighborhood Subarea Plan adopted by City Council in 2018, and will help guide public art and placemaking investments over the next 10 to 15 years.
August 12, 2025	Equity in Contracting Advisory Committee Interviews	Nicole Emery, City Clerk	The Committee will conduct interviews to fill eight seats on the Advisory Committee with terms to begin September 1, 2025.
	Green Economic Development Strategy Update	Paul Bakker, Business and Economic Development Analyst, Community and Economic Development	Staff will provide an update on the Green Economic Development Strategy's second year of implementation, originally adopted by the Council on June 13, 2023.
August 26, 2025	Community Reinvestment Project Outcomes	Dierdre Patterson, Business and Economic Development Analyst, Community and Economic Development	This presentation will provide an update on the outcomes of the \$4.65 million Community Reinvestment Project (CRP) funding, focusing on the impact of business loans and grants in supporting local entrepreneurs and promoting economic equity. Staff will also share key metrics, success stories, and lessons learned.
September 9, 2025	Community and Economic Development Strategic Plan 2026-2030 First Draft Review	Debbie Bingham, Business and Economic Development Manager, Community and Economic Development	Staff will present the first draft of the 2026-2030 Community and Economic Development Strategic Plan for Committee questions and input.

Government Performance and Finance Committee			
<b>Committee Members</b> (Chair) CM Hines, (Vice Chair) CM Bushnell, DM Daniels, and CM Rumbaugh Alternate: CM Walker Executive Liaison: Andy Cherullo; Coordinator: D'Angelo Baker		1st and 3rd Tuesdays of the month 10:00am Zoom and TMB 248	<b>CBC Assignments</b> • Audit Advisory Board • Board of Ethics • Civil Service Board • Public Utility Board
Date	Topic	Presenter(s)	Description
August 5, 2025	Multi Family Tax Credit (MFTE) Update	Chair Hines and Policy Staff	A review of proposed to the Multi-Family Tax Exemption (MFTE) Program.
August 19, 2025	Massage Business Regulatory License	Danielle Larson, T&L Division Manager, Finance	Staff is proposing a new regulatory license for massage businesses to ensure they are employing licensed and certified persons to provide massage services and following state health and licensing requirements. The new license is intended to inhibit the ability of an individual or business to engage in the practice of providing unlicensed massage and support the legitimate provision of these services by licensed massage practitioners.
September 2, 2025	Monthly Budget Update	Andy Cherullo, Finance Director	Staff from OMB will present on topics related to the current biennium budget, revenue collections and expenditures, and other issues related to budgeting.

Infrastructure, Planning, and Sustainability Committee			
<b>Committee Members</b> (Chair) CM Walker, (Vice Chair) CM Diaz, CM Hines, and CM Sadalge Alternate: CM Bushnell Executive Liaison: Ramiro Chavez; Coordinator: Anna Le		2nd and 4th Wednesdays of the month 4:30pm Zoom and TMB 248	<b>CBC Assignments</b> • Board of Building Appeals • Climate and Sustainability Commission • Landmarks Preservation Commission • Planning Commission • Transportation Commission • Urban Design Board
Date	Topic	Presenter(s)	Description
July 23, 2025	Board of Building Appeals Interviews	Nicole Emery, City Clerk	The Committee will conduct interviews to fill five seats on the Board for terms to begin August 1, 2025.
August 13, 2025	Transportation Commission Interviews	Nicole Emery, City Clerk	The Committee will conduct interviews to fill three seats on the Commission for terms to begin September 1, 2025.
August 27, 2025	Transportation Impact Fees Update	Jennifer Kammerzell, Interim Division Manager; Public Works; Kendra Breiland, Principal Planner, Fehr & Peers	Staff and consultant will provide a presentation on Transportation Impact Fees, including updates resulting from feedback received at the June 11, 2025, Infrastructure, Planning, and Sustainability Committee meeting.
	System Development Charges	Hayley Falk, Business Services Manager; Nathan Crain, Business Services Analyst, Environmental Services	Staff from Environmental Services will present on the proposed implementation of System Development Charges related to stormwater and wastewater.
September 10, 2025	15% Transportation Benefit District Sales Tax Revenues for Pedestrian Safety	Jeffrey Jenkins, Director, Public Works	This presentation will review the usage of the 15% set aside for Pedestrian Safety of the Transportation Benefit District Sales and Use Tax Revenues.