



WEEKLY REPORT TO THE CITY COUNCIL

June 20, 2024

Members of the City Council
City of Tacoma, Washington

Dear Mayor and Council Members:

ITEMS OF INTEREST

1. Please be advised there will be a **special meeting of the City Council beginning at 12:00 p.m., Friday, June 21, 2024, at the Tacoma Municipal North Building, 733 Market Street, Room 16.** The City Council special meeting agenda is posted at: <https://cityoftacoma.legistar.com/Calendar.aspx>. **Notices are available online at cityoftacoma.org/notices**
2. Public Works Director Ramiro Chavez provides the attached **Vision Zero Monthly Crash Report** for May 2024.
3. Planning and Development Services Director Peter Huffman provides the attached memorandum related to the **Planning Commission's recommendations for Home in Tacoma. On Wednesday, June 5, 2024, the Planning Commission made its final recommendation on the Home in Tacoma Phase 2 package, moving it forward to the City Council to begin the final phase of the process over the next few months.** The formal letter of recommendation, the findings and recommendations report, and other supporting documentation for the Planning Commission's decision was recently completed and is now available on the project website (www.cityoftacoma.org/homeintacoma).
4. Office of Management and Budget, Budget Officer Katie Johnston provides the attached status update for the **2021-2022 American Rescue Act Plan Projects.**
5. Neighborhood and Community Services Director Allyson Griffith provides the attached **Quarterly Homelessness Strategy Update memorandum**, this presentation is usually provided during a scheduled City Council Study Session, but due to the volume of agenda items, the updates are being provided in the Weekly Report.
6. Police Chief Avery Moore provides the attached **Weekly Crime Report.**
7. Please see the attached City of Tacoma **Weekly Meeting Schedule.**
8. City-funded Temporary and Emergency Shelter Performance: The City posts weekly information about its Temporary and Emergency Shelter locations including current census, number of available beds, and exits to housing. This information can be found at: https://cityoftacoma.org/UserFiles/Servers/Server_6/File/NCS/weeklydataupdate.pdf.

9. Tacoma Public Utilities Senior Policy Analyst Charleen Jacobs provides the **June 26, 2024, Tacoma Public Utility Board Study Session and Regular Board meeting agendas**, no items will be going to Council.
10. **Encampment Outreach:** The City's Homeless Engagement and Alternatives Liaison Team (formerly the Homeless Outreach Team) performs encampment outreach throughout the week to provide individuals opportunities to connect to shelter, behavioral health, substance use, and employment services. **For the week of June 10 - 14, 2024, staff visited twenty-three locations. This resulted in seventy-eight (thirty-nine new, and thirty-nine repeat) individuals being contacted and referred to community services. Three individuals accepted shelter.**
11. **LIHI Proposed Housing Project Community Meeting:** The Low Income Housing Institute (LIHI) has been operating a micro-shelter site serving single women and families at 602 North Orchard Street since December 2020. The provider and the property owner, First Christian Church of Tacoma, have been working on a plan to develop housing in the location when the shelter stands down. Regular reports to the community on the progress of those plans are required as part of LIHI's continued operation of the shelter location. LIHI and representatives of the church will be hosting a community meeting this month to discuss the housing plans at **First Christian Church of Tacoma, Thursday, June 27, 2024, 5:30 p.m. - 7:00 p.m., 602 North Orchard Street, Tacoma, WA 98406.**
12. **Inclement Weather Response Plan:** **The City of Tacoma is expecting temperatures above 80 degrees on Thursday, June 20, 2024, and at or above 85 degrees, on Friday, June 21, 2024.** For the 2024 summer inclement weather season for heat and smoke, Neighborhood and Community Services is partnering with the Tacoma Library, outreach teams (contracted and non-contracted), and volunteers to ensure that unsheltered individuals have access to water and masks, and information about cooling centers and sheltering throughout the City.
 - **Thresholds for inclement weather activations:**
 - 85 degrees or higher and/or Air Quality over 101, the City will supply both unsheltered and sheltered individuals with water and masks depending on need.
 - For 90 degrees or higher and/or Air Quality over 151, the City will continue to supply resources, open up cooling, and air quality centers for daytime relief and/or possible nighttime relief for smoke.
 - **The following locations will offer daytime cooling and overnight relief, if needed, during acute inclement weather events:**
 - Catholic Community Services' Nativity House (702 South 14th Street) will provide overflow shelter beds for an additional 80 beds.
 - Valeo Vocation will provide 20 overflow beds for young adults 18-24 years of age at the Beacon Young Adult Shelter (415 South 13th Street).

13. Veterans Village Stand-down: **Veterans Village (82nd and Pacific Avenue), operated by Forward Operating Base (FOB) Hope, is currently preparing to standdown the Veteran Village at 8208 Pacific Avenue.** FOB Hope will continue to work with the current residents on their stability and housing plans during this transition. This site was used through a Memorandum of Understanding with Tacoma Public Utilities (TPU), and once the transition is complete, the City will decommission the site and TPU will take over management of the property. Since opening in May 2022, FOB Hope has served 161 individuals, with 88 of the clients having been connected to permanent housing.

On June 17, 2024, there were 10 residents (a decrease of three residents since the June 13, 2024, report) at the site and all current residents are currently working with case management. Neighborhood and Community Services has begun meeting with FOB Hope weekly to assess operational needs and will continue to support FOB Hope and their veterans during this transition. **The City is committed to ensuring that every resident has the option to transition to the new location or has an alternative shelter location should they wish by July 31, 2024.**

14. TEMS 4 Transition: **Tacoma Emergency Micro-Shelter (TEMS) 4 (69th and Proctor), operated by Low Income Housing Institute (LIHI), is currently transitioning to Forging Path Community at 3561 Pacific Avenue, operated by Tacoma Rescue Mission (TRM).** The City of Tacoma has begun to transit shelter and hygiene units on June 3, 2024, from South 69th and Procter to Forging Path Community at 35th and Pacific Avenue. Starting next week, people who are not able to exit into permanent housing by the end of June, will begin to transition to Forging Path Community. Once the transition is complete, the City will decommission the site and the Housing Division will issue a "Request for Proposal," for affordable housing on the property. Since opening in December 2021, LIHI has served 222 individuals, with 78 of the clients having been connected to permanent housing.

On June 17, 2024, there were 63 residents (a decrease of one resident since the June 13, 2024, report) at 69th and Proctor and 40 are currently working with case management. Neighborhood and Community Services continues to meet with LIHI and TRM weekly to assess operational needs and will continue to support LIHI during this transition. Individuals have begun transitioning to 35th and Pacific this week and the City expects approximately 10 individuals to move per week until the transition is complete. The City is committed to ensuring that every resident has the option to transition to the new location or has an alternative shelter location should they wish by June 30, 2024.

15. Notice of Funding Availability: Neighborhood and Community Services released a Notice of Funding Availability (NOFA) for 2025-2026 contract funding related to human and social service provision on June 4, 2024. The solicitation may be accessed on the City's [Services Solicitations](#) page and will **close on July 2, 2024. Proposals submitted must be in alignment with the department's Systems and Strategy Division Issue Statement, address gaps in systems, and meet the needs of Tacoma residents who are most vulnerable.**

Alignment with the [City of Tacoma Strategic Plan \(Tacoma 2025\)](#) and [Council Resolution 40622](#), which acknowledges the disparate impacts of systemic racism and affirms the City of Tacoma's commitment to anti-racist systems transformation, is imperative. Neighborhood and Community Services staff will be hosting two pre-proposal meetings to provide additional information and answer questions. One opportunity was held on June 5, 2024, and another will be held on June 20, 2024. Meeting details are included in the solicitation documents. Due to ongoing commitments, critical nature of services, alignment with Council priorities, and/or recent competitive funding award, the following areas **ARE NOT** competing for funding in this NOFA. Programs that are not expected to compete for funds have been notified:

- City Initiatives
- Interlocal Agreements
- Sheltering
- Aging & Disability Services

STUDY SESSION / WORK SESSION

16. **The City Council Study Session of Tuesday, June 25, 2024, will be conducted as a hybrid meeting.** This meeting can be attended in-person at the Tacoma Municipal North Building, 733 Market Street, 1st floor, Room 16 or be heard by dialing (253) 215 – 8782 or through Zoom at: www.zoom.us/j/89496171192 and entering the meeting ID 894 9617 1192; passcode 89659 when prompted. This meeting will be broadcast on TV Tacoma and Facebook.

Discussion items will include: (1) **Citywide Pavement Condition Rating**; (2) **Proposed Charter Amendments**; (3) **Charter Review Timeline**; (4) **Other Items of Interest – Multicultural Child and Family Hope Center Financing Arrangement**; (5) **Committee Reports**; (6) **Agenda Review and City Manager's Weekly Report**.

On our first agenda item, Public Works staff will present **new pavement condition data and provide a report on the health of the street network**. The data that will be provided, is used to guide the delivery of essential services related to the preservation, maintenance, and improvement of City streets.

On our second agenda item, the Mayor and Council Members will discuss the **Charter Review Committee recommendations, any additional information received regarding the recommendations, and will continue discussions from previous topics** that may have not been covered during the June 21, 2024, special Council meeting.

On our third agenda item, the **Mayor and Council Members will discuss and review the Charter review timeline**.

Under other items of interest, the following item will be discussed:

- **Multicultural Child and Family Hope Center Financing Arrangement** - A resolution authorizing the execution of a financing arrangement with the Multicultural Child and Family Hope Center, in the amount of \$1.5 million, budgeted from the Urban Development Action Grant Fund, for the development and construction of a new facility to consolidate operations, expand services, and increase capacity and efficiency in the delivery of services.

17. The updated **Tentative City Council Forecast and Consolidated Standing Committee Calendar** are attached for your information.

MARK YOUR CALENDARS

18. You are invited to the below events:

- **Coffee with your Council Member - Sarah Rumbaugh:** 9:00 a.m. – 10:00 a.m., Ebony & Ivory Coffee, 1145 Broadway, Tacoma, WA 98402.
- **Coffee with your Council Member – Joe Bushnell:** 10:30 a.m. – 12:00 p.m., Tacoma Public Library - South Tacoma Library, 3411 South 56th Street, Tacoma, WA 98409.
- **The 38th Annual City of Destiny Awards:** Wednesday, June 26, 2024, 5:00 p.m. Community Showcase and 6:00 p.m. Awards Ceremony, Tacoma Dome Exhibition Hall, 2727 East D Street.
- **Five Additional ‘One Tacoma’ Public Workshop Events Announced** for June, More In-Person and Online Opportunities for Community Members to Help Shape Tacoma’s Future . Community members now have five additional “visioning workshop” events, including a virtual workshop via Zoom, where their ideas about Tacoma’s long-term future and strategic vision take center stage.

The public comments and ideas gathered at the nine workshop events in May and June will, along with the One Tacoma Online Ideas Wall, inform the City’s priorities and shape several long-range planning documents, funding decisions, and strategic programs, including Tacoma’s. The list of remaining events in June are below. For more information, please visit: engagepiercecounty.mysocialpinpoint.com/one-tacoma.

- **June 20:** Bates Technical College Central Campus at 2320 South 19th Street, 6:00 p.m. – 7:30 p.m.
- **June 27:** Salishan Family Investment Center, 1724 East 44th Street, 6:00 p.m. – 7:30 p.m.

Weekly Report

June 20, 2024

Page Six

- **The Community and Economic Development Department will be hosting a workshop to help businesses get certification with the Office of Minority and Women's Business Enterprises (OMWBE), Thursday, June 27, 2024, 10:00 a.m. – 12:00 p.m., Tacoma Municipal Building, 747 Market Street, Room. 248, Tacoma, WA 98402.** The main purpose of this class is to help eliminate the barriers to certification by having an OMWBE team member here to help walk us through the process. The target audience for this event are non-certified subcontractors interested in contracting with the City of Tacoma.

Sincerely,
Elizabeth Pauli



EAP: ram

City Manager

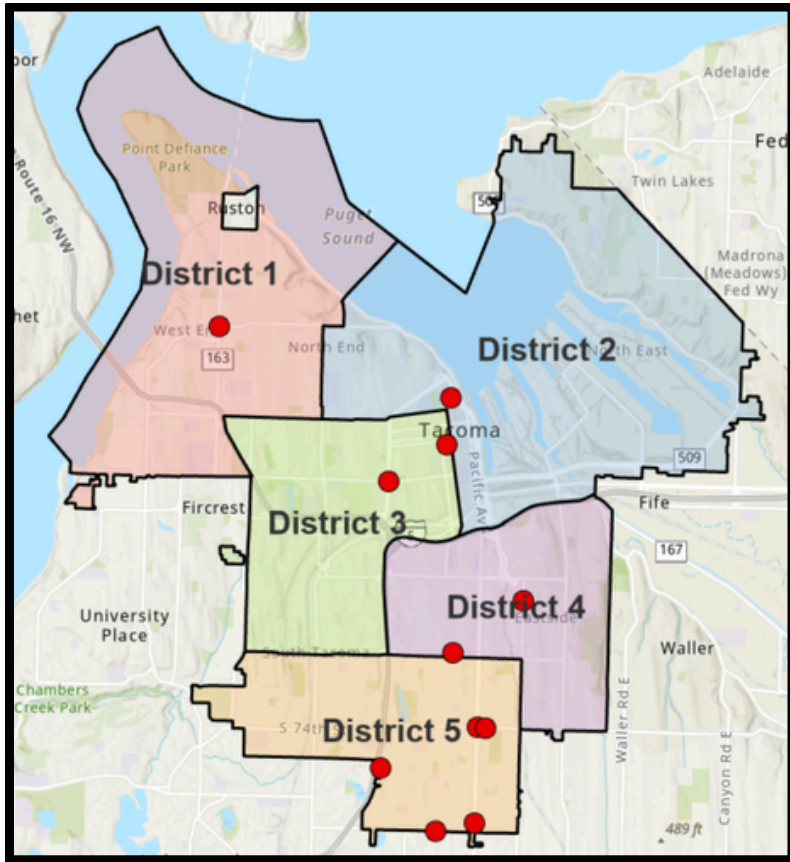


Vision Zero Monthly Crash Report

MAY 2024

THE DATA IS BASED UPON A TIME-SPECIFIC QUERY FROM THE WASHINGTON STATE PATROL - COLLISIONS ANALYSIS TOOL. THE DATA IS DYNAMIC AND IS SUBJECT TO CHANGE AND/OR REVISION.

May 2024 Fatal and Serious Injury Crashes by Council District



 Fatal or Serious Injury Crash

May Crash Fatalities

Primary Street	Secondary Street	Date	Deceased	Victim Age(s) Range	Vision Zero High Risk Network
McKinley Ave	E 43rd St	5/9/2024	Motorcyclist	21 - 24	Yes
Pacific Ave	S 94th St	5/27/2024	Pedestrian	25 - 30	Yes

May Topline Summary

- 9 collisions resulted in a serious injury and 2 collisions resulted in a fatality.
- 2 fatal or serious injury collisions involved pedestrians and 0 fatal or serious injury collisions involved cyclists.
- There were 302 total collisions. Of the 302 total collisions, 7 collisions involved pedestrians and 1 collision involved a cyclist.

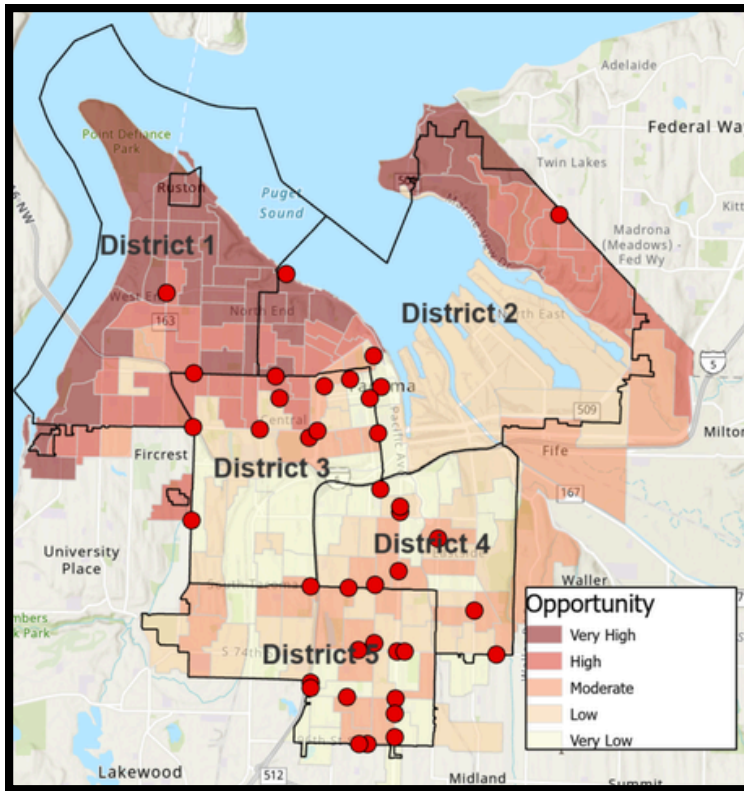
To see Tacoma’s Vision Zero data dashboard or to learn more about Vision Zero, visit: cityoftacoma.org/visionzero



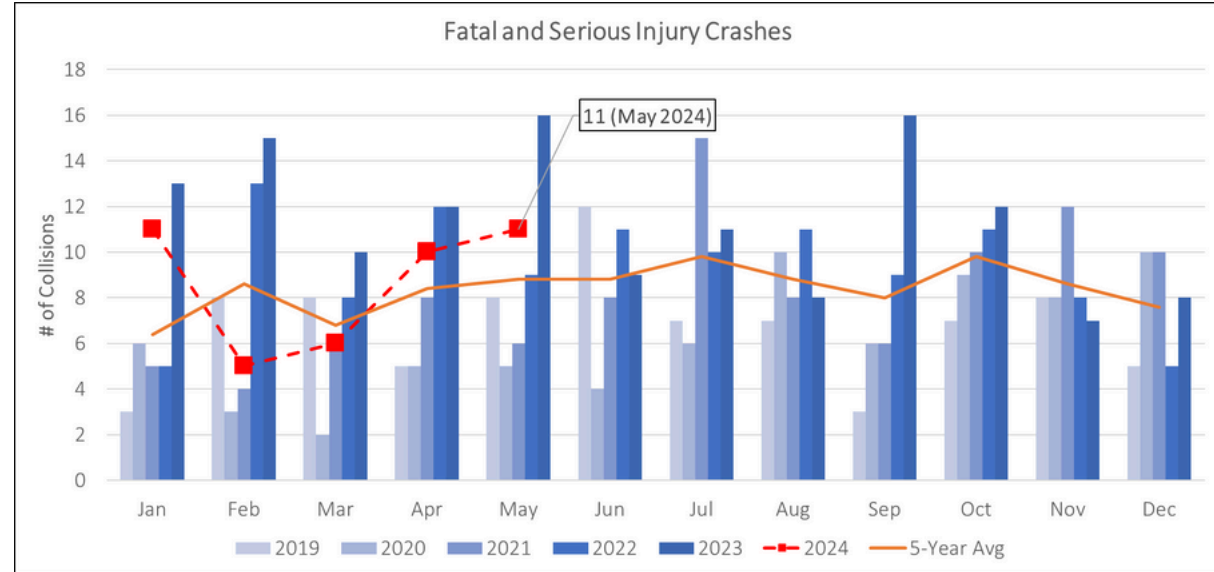
Vision Zero Cumulative and Trends

City of Tacoma's Goal
 Zero fatal and serious injury traffic crashes by 2035

2024 Year to Date Fatal and Serious Injury Crashes (Opportunity Index Overlay)



● Fatal or Serious Injury Crash





All Crashes (Annual Totals)				
	5-Year Avg		Last 12 Months	
Mode Type	Total	%	Total	%
Bicyclist	39	1%	38	1%
Motorist	3892	96%	3820	96%
Pedestrian	121	3%	129	3%

Fatal & Serious Injury Crashes (Annual Totals)				
	5-Year Avg		Last 12 Months	
Mode Type	Total	%	Total	%
Bicyclist	6	6%	4	4%
Motorist	74	73%	86	75%
Pedestrian	21	21%	24	21%

Above 5-Year Average
 Below 5-Year Average

Federal law 23 United States Code Section 407 governs use of the data in this report. Under this law, data maintained for purposes of evaluating potential highway safety enhancements "...shall not be subject to discovery or admitted into evidence in a federal or state court proceeding or considered for other purposes in any action for damages arising from any occurrence at a location mentioned or addressed in such reports, surveys, schedules, lists, or data." If you should attempt to use the information in this report in an action for damages against City, the State of Washington, or any other jurisdiction involved in the locations mentioned in the data, these entities expressly reserve the right, under Section 407, to object to the use of the data, including any opinions drawn from the data.



TO: Elizabeth Pauli, City Manager
FROM: Peter Huffman, Director, Planning and Development Services 
Brian Boudet, Division Manager, Planning and Development Services
SUBJECT: Home in Tacoma Phase 2 – Planning Commission Recommendation
DATE: June 18, 2024


On Wednesday, June 5, 2024, the Planning Commission made its final recommendation on the Home in Tacoma Phase 2 package, moving it forward to the City Council to begin the final phase of the process over the next few months. The formal letter of recommendation, the findings and recommendations report, and other supporting documentation for the Planning Commission's decision was recently completed and is now available on the project website (www.cityoftacoma.org/homeintacoma).

Recommendation Overview:

Home in Tacoma is a significant package of changes to the rules that govern housing development in the city. This package of zoning and standards changes is designed to implement the new housing growth vision adopted by the City Council during Home in Tacoma Phase 1, as well as recent state-level legislation regarding middle housing. This package is the result of several years of work to develop new residential zoning and standards that will allow more diverse and affordable housing to be built citywide. The proposed changes and updates to City codes and regulations are designed to help meet the rapidly growing housing needs of current and future residents, while ensuring that new housing contributes to making Tacoma's neighborhoods more livable, walkable, and sustainable.

The Planning Commission's recommendations as part of the Home in Tacoma Phase 2 package includes:

- Establishment of new Urban Residential (UR) zones supporting a range of middle housing options, along with base and bonus densities, scale, and other standards, to replace existing residential zones.
- Adoption of a new zoning map designating the UR zones, generally in areas designated Low-Scale and Mid-Scale Residential in the *One Tacoma* Comprehensive Plan.
- Changes to residential design and development standards (including height, building size, yards, trees and landscaping, access, parking, lot dimensions, setbacks, subdivisions and others).
- Changes to residential land uses, definitions, and permit processes.
- Increases the residential environmental review threshold from 20 to 40 units and adds standards for transportation, soil testing, and historic, cultural, and archaeological review.
- Enhancement and expansion of regulatory affordability tools (including the Multifamily Tax Exemption Program and density bonuses for projects that elect to include dedicated affordable housing).
- Actions to discourage the potential demolition of viable structures.
- Actions to support green, sustainable, and climate-resilient housing.
- Actions to protect and enhance the urban forest.
- Actions to promote physical accessibility.
- Actions to support home-ownership opportunities.
- Development of an anti-displacement strategy.
- Actions to ensure consistency with state legislative direction.



The Planning Commission recommendation is a milestone in the Home in Tacoma process that comes as a result of a robust community engagement process over the past 2+ years, including a public hearing process earlier this year. Planning Commission members thoroughly reviewed the Home in Tacoma proposal over the course of several months and with numerous public meetings, tailoring their recommendations to acknowledge and respond to the many comments that were received from community members. In particular, the Commission’s final recommendation includes notable modifications related to the zoning map, parking regulations, and landscaping requirements, including tree retention and minimum planting requirements.

The Planning Commission’s final recommendation documents are available for review on the Home in Tacoma [project website](#), including:

- Planning Commission recommendation letter
- Findings and recommendations report
- Proposed Zoning Code amendments
- Zoning and other maps

Additional summary sheets, an interactive map of the proposed zoning, and a frequently asked questions section will be added to the Home in Tacoma project webpage in the coming weeks.

Next Steps for City Council

Staff from the City’s Planning and Development Services Department are slated to provide a briefing and overview of the Planning Commission’s Home in Tacoma recommendation package at the City Council’s study session on Tuesday, July 30, 2024. The tentative City Council review schedule is:

Tentative Date	Action/Meeting
July 30, 2024	Study Session (recommendation overview)
July 30, 2024	Council resolution to set public hearing
mid-August 2024	Community informational meetings
August 27, 2024	City Council public hearing
September 2024	Review community input and consider potential modifications
October 2024	City Council adoption

For more information about the Home in Tacoma project, please visit the [project website](#).

For questions, please contact project staff:

- Project e-mail: homeintacoma@cityoftacoma.org
- Alyssa Torrez, Senior Planner: atorrez@cityoftacoma.org
- Brian Boudet, Division Manager: bboudet@cityoftacoma.org



City of Tacoma

Memorandum Memorandum

TO: Elizabeth Pauli, City Manager
FROM: Katie Johnston, Budget Officer, Office of Management and Budget
Andy Cherullo, Director, Department of Finance
COPY: City Council
SUBJECT: Status Update 2021-2022 American Rescue Act Projects
DATE: June 20, 2024

SUMMARY AND PURPOSE:

In early 2022 the City Council allocated 2021 American Rescue Plan Act (ARPA) funding to emergent projects of immediate need. All dollars from the first tranche of ARPA were allocated to projects, this memo provides a status update on those projects.

In June of 2022 the City received its second tranche of ARPA dollars (\$30.5M). The second tranche is being used as revenue replacement in the City's General Fund and was allocated through the 2023-2024 Budget Development process.

As projects closed out, remaining budgets may support small overages in other projects and then remaining funds are considered as revenue replacement and transferred to the General Fund to support governmental functions per federal requirements. Staff identified savings as projects closed out in 2023 and, during modification, transferred savings to the general fund as revenue replacement. The General Fund was then able to support priorities identified per City Council's directive during the 2023-2024 Budget process. The Council will next consider budget allocations of the General Fund during the 2025-2026 budget process.

BACKGROUND ON 2021 AMERICAN RESCUE PLAN ACT (ARPA) FUNDING:

On March 11, 2021, President Biden signed the American Rescue Plan (ARP) Act of 2021. This act provided significant funds to new and existing government programs. The City is received just under \$61 million in direct aid from the Federal Government (provided in two tranches of \$30.5M in May of 2021 and 2022)

After learning of the ARPA dollars coming to the City, Office of Management & Budget worked with the City Council to set objectives to guide the use of Direct Assistance funds:

- Focus 2021 funding on targeted priority areas
- Leverage all possible ARPA funding and use direct assistance to fill gaps
- Fund programs and actions that will set the community up for success for when regional and federal funding runs out
- Focus on big transformational projects with partnerships

In June of 2021 the Tacoma City Council passed resolution 40799 which recommended ARPA distributions by Council Priority Area for 2021.

Appendix A provides an update on spending through the first quarter of 2024. Projects listed as completed do not anticipate additional expenses in 2024 from ARPA. Some of these completed projects will continue with other funding sources identified in the 2023-2024 budget development process.



Appendix A - Completed Projects

While some projects ended over budget, Departmental staff managed their projects on the whole and worked with OMB staff to stay within total ARPA allocations.

As projects closed out, remaining budgets supported overages in other projects and then remaining funds are considered as revenue replacement and transferred to the General Fund to support governmental functions per federal requirements. The Council will next consider budget allocations of the General Fund during the 2025-2026 budget process.

Project Name	Department	Budget	Spend Through Q1 2024	Budget Remaining	Status
Webpage Remodel Scoping	CMO	\$100,000	\$100,000	\$-	Complete
Mayors for a Guaranteed Income Support	CMO	\$100,000	\$100,000	\$-	Complete
After School Care and K-8 Enrichment	Finance	\$750,000	\$750,000	\$-	Complete
Tidy-Up Tacoma	Finance	\$500,000	\$352,279	\$147,721	Complete
Restore Commute Trip Reduction Consultant	PW	\$152,000	\$152,001	-\$1	Complete
Business District Security	CED	\$250,000	\$250,000	\$-	Complete
BRAVO- Incentives for Proof of Vaccination	Finance	\$100,000	\$18,000	\$82,000	Complete
Fire Engine Operations	Fire	\$4,000,000	\$3,881,633	\$118,367	Complete
TFD Master Planning	Fire	\$80,000	\$47,524	\$32,477	Complete
Food Insecurity-Making A Difference Foundation	NCS	\$111,124	\$111,124	\$0	Complete
Graffiti Removal	NCS	\$300,000	\$300,000	\$-	Complete
HIRE Program	NCS	\$240,000	\$237,000	\$3,000	Complete
Enhance Encampment Response	NCS	\$300,000	\$300,000	\$-	Complete
Emergency Shelter Capacity-10th & L	NCS	\$300,000	\$373,447	-\$73,447	Complete
Youth Homelessness Services	NCS	\$300,000	\$300,000	\$-	Complete
Next Chapter Safety Funding	NCS	\$100,000	\$39,244	\$60,756	Complete
Resource Domestic Violence/Sexual Assault /Legal Advocacy	NCS	\$50,000	\$50,000	\$0	Complete
Black Infant Health	NCS	\$100,000	\$55,478	\$44,522	Complete
Hilltop Action Coalition Capacity Building	NCS	\$75,000	\$74,516	\$484	Complete
Food Insecurity-Brotherhood RISE Center	NCS	\$135,387	\$168,398	-\$33,011	Complete
Food Insecurity-Nourish Pierce County	NCS	\$40,000	\$40,000	\$-	Complete
Food Insecurity-Emergency Food Network	NCS	\$683,489	\$683,489	\$-	Complete
Emergency Shelter Capacity-82nd & Pacific	NCS	\$900,000	\$900,000	\$-	Complete



City of Tacoma

Memorandum Memorandum

Project Name	Department	Budget	Spend Through Q1 2024	Budget Remaining	Status
Emergency Shelter Capacity- 23rd & MLK	NCS	\$800,000	\$918,904	-\$118,904	Complete
Affordable Housing Utility Infrastructure	CED	\$300,000		\$-	Complete
Farmer Market Funding	CED	\$28,000	\$22,000	\$6,000	Complete
Small Business Support	CED	\$2,454,533	\$2,499,900	-\$45,367	Complete
POC Chamber of Commerce	CED	\$50,000	\$40,001	\$9,999	Complete
Community Based Partners/Non-Profit Support	CED	\$850,000	\$850,000	\$-	Complete
Green Economy Study	CED	\$100,000	\$86,744	\$13,256	Complete
Restoration of TPL Hours	Library	\$474,082	\$445,809	\$28,273	Complete
Library Feasibility Study	Library	\$350,000	\$341,436	\$8,564	Complete
Restore Library Assistant	Library	\$133,313	\$55,172	\$78,141	Complete
Communications Support	CMO	\$100,000	\$98,465	\$1,535	Complete
Window Replacement	CED	\$343,467	\$300,000	\$43,467	Complete
Body & Dash Cameras*	Police	\$2,000,000	\$2,000,000	\$0	Complete
Police Divertible Calls for Service	CMO	\$400,000	\$0	\$400,000	Complete

*Body and Dash Camera program had \$1,000,000 in direct ARPA expenses and \$1,000,000 was transferred to the General Fund to support the Body and Dash Camera expenses

**Police Divertible Calls for Services - Project expenses moved to the General Fund to support alternative response programs



Projects Still In-Progress

These projects are planned to close out in 2024 unless noted.

Project Name	Department	Budget	Spend Through Q1 2024	Budget Remaining	Status
Aspen Court Property Acquisition and Retrofit	CED	\$5,000,000	\$4,311,591	\$688,409	In progress
Health Care Pathways Pilot	CED	\$150,000	\$149,300	\$700	In progress
Participatory Budgeting**	Finance	\$2,500,000	\$47,206	\$2,452,794	In progress
Front Desk Remodel	Municipal Court	\$146,000	\$17,269	\$128,731	In progress
Paperless Court	Municipal Court	\$100,000	\$31,952	\$68,048	In progress
Program Support - Tacoma Youth Maritime Center	CED	\$276,000	\$251,067	\$24,933	In progress
Center for Strong Families Capacity Building	CED	\$360,000	\$249,613	\$110,388	In progress
Financial Counseling Assistance-Seniors	NCS	\$65,000	\$60,769	\$4,231	In progress
Additional Emergency Sheltering - 35th and Pacific	NCS	\$2,790,605	\$2,685,326	\$105,279	In progress
THA- Mixed Use Project Commercial Space	CED	\$1,060,000	\$0	\$1,060,000	In progress

**Project dollars obligated to projects in Districts 4 and 2 (the rest of the District funding was allocated as part of the 2022 tranche in the General Fund)



TO: Elizabeth Pauli, City Manager
FROM: Allyson Griffith, Director, Neighborhood and Community Services (NCS)
Caleb Carbone, NCS Homeless Strategy, Systems and Service Manager
Javon Carlisle, NCS Homeless Engagement Alternative Liaisons Manager
COPY: City Council and City Clerk
SUBJECT: Quarterly Homelessness Update
DATE: June 18th, 2024

SUMMARY:

This memo is intended to provide an update on ongoing and upcoming work in the City’s efforts to address homelessness. The following provides details on the implementation of [TMC 8.19](#), an overview of existing shelter capacity and transition plans, and background on the [City of Tacoma’s 5-Year Homelessness Strategy](#).

BACKGROUND:

In Fall 2022, Tacoma City Council adopted [Second Amended Substitute Ordinance 28831](#), prohibiting camping and the storage of personal belongings in a 10-block radius around temporary shelters in Tacoma as well as Aspen Court (a city-permitted emergency and transitional housing facility), and all public property within 200 feet of Tacoma’s mapped rivers, waterways, creeks, streams, and shorelines. Second Amended Substitute Ordinance 28831 contains the following reporting requirements:

1. Number of people offered services when this ordinance is implemented, and of those, the number of people who accepted services, before and after implementation, and delineated between the prohibited camping areas and non-prohibited camping areas.
2. Number of temporary shelters or safe parking sites in the city, before and after implementation of this ordinance.
3. Number of safety issues received by South Sound 911 in areas prohibiting camping and storage of personal belongings, before and after implementation of this ordinance.
4. Number of 311 requests related to homelessness in areas prohibiting camping and storage of personal belongings, before and after implementation of this ordinance.
5. Staffing levels of the Homeless Engagement Alternative Liaisons (HEAL) Team, including number of full-time employees (FTEs) on staff, budgeted FTEs, and hours worked, before and after implementation of this ordinance.
6. Statistics and data provided by the Tacoma Police Department (TPD) on the enforcement of the ordinance.

In addition to the information that is required by ordinance, this memo also details upcoming changes to the City’s shelter system, provides details on the City’s inclement weather response related to heat and smoke and updates on the City’s progress on its 5-Year Homelessness Strategy.



ISSUE:

The City established a 10-block buffer around the City’s permitted temporary shelters and Aspen Court to provide sufficient space and safety measures to ensure the protection of the community and those staying at these temporary shelters against the adverse impacts of unsanctioned camping. The City also prohibited camping within 200 feet of the Protected Waters including but not limited to the Puyallup River, First Creek, Roosevelt Ditch, T Street Gulch, Clear Creek, Swan Creek, Squally Creek, the Thea Foss Waterway, the Middle Waterway, the St. Paul Waterway, the Blair Waterway, Wapato Creek, the Hylebos Waterway, Hylebos Creek, and the shorelines of Commencement Bay.

Implementation of TMC 8.19: The following information details the reporting requirements related to TMC 8.19.

1. Homeless Engagement Alternative Liaison Team Outreach Stats

Figure 1.1 below demonstrates the total outreach stats since TMC 8.19 implementation including both prohibited and prohibited areas. Information for this update is in the June 17th, 2024 column and bolded.

Figure 1.1

Since November 15 th , 2022	Mar. 14 th , 2023, Update	June 13 th , 2023 Update	Sept. 12 th , 2023 Update	Dec. 19 th , 2023, Update	Mar. 5 th , 2024, Update	June 11th, 2024, Update	Total since Implementation
Encampment Removals	23	39	39	60	68	96	325
Encampment Removals in prohibited areas	23	31	36	50	56	80	276
Debris Removed	1,405,160 lbs.	1,504,020 lbs.	1,030,630 lbs.	1,074,440 lbs.	1,092,590 lbs.	624,470 lbs.	6,731,310 lbs.
Outreach Stats							
Contacts Made	645	831	998	698	454	690	4316
Interested in Services	396 (61%)	438 (53%)	496 (50%)	438 (63%)	228 (50%)	308 (45%)	2304 (53%)
Placed in Shelter	71 (11%)	52 (6%)	80 (8%)	88 (13%)	61 (13%)	37 (5%)	389 (9%)

Our data shows that the percentage of individuals accepting services decreases during spring and into the summer months. During our outreach efforts, individuals have shared that they align exits from shelter with the weather and that while they may choose to stay indoors during the winter months, for some, it is preferable to be outside in the summer. Even though the number of removals have increased, what is not reflected here is the scope and scale of any given encampment; in most cases, the encampments the HEAL team addressed in this quarter were 1-3 tents in size as opposed to 10-15+ tent encampments in



previous quarters. This is also why the debris collected has decreased; encampments are smaller in size, and less debris has been allowed to accumulate.

2. Capacity of Emergency, Temporary, and Safe Parking Beds

Figure 2.1 below demonstrates current shelter capacity. There has been no change in available shelter capacity since the last quarterly update.

Figure 2.1

	3 ½ months before the implementation	3 ½ months after the implementation	2nd Quarter 2023 Update	3rd Quarter 2023 Update	4th Quarter 2023 Update	1st Quarter 2024 Update	2nd Quarter 2024 Update
Shelter Types	Nov. 14th 2022	March 14th 2023	June 13th 2023	September 12th 2023	December 19th 2023	March 5th 2024	Today
Emergency Shelters	380	430	430	462	362**	362	362
Temporary Shelters	112	112	112	112	112	112	112
Permanent Shelters	648	620*	620	620	620	620	620
Safe Parking	0	0	40	40	40	40	40
Total	1140	1162	1202	1234	1134	1134	1134

Figure 2.2

Shelter Type	Shelter	Number of Beds	Anticipated Standdown
Temporary	Bethlehem Baptist Church	40	June 2025
Temporary	Alzheimer Memorial Church	32	December 2024
Temporary	Shiloh Baptist Church	40	December 2024
Emergency	Stability Site- Catholic Community Services	100	Ongoing
Emergency	Tacoma Emergency Micro-Shelter Site #3 - Low Income Housing Institute	60	June 2025
Emergency	Tacoma Emergency Micro-Shelter Site #4 - Low Income Housing Institute	85	June 2024
Emergency	Veteran’s Village- Forward Operating Base Hope	35	August 2024
Emergency	Forging Path Community-Tacoma Rescue Mission	50	June 2025
Emergency	Freedom Project- Brotherhood RISE	32	June 2025
Emergency	Holy Rosary Safe Parking- Catholic Community Services	40	June 2025
Permanent	Nativity House- Catholic Community Services	167	Ongoing
Permanent	The Rescue Mission Adams Street Family Shelter	120	Ongoing
Permanent	The Rescue Mission Adults Shelters	160	Ongoing
Permanent	The Salvation Army	40	Ongoing
Permanent	Beacon Young Adult Shelter- Life Enrichment Group	50	Ongoing
Permanent	Youth Crisis Residential Center	8	Ongoing



Permanent	YWCA Domestic Violence Shelter	56	Ongoing
Permanent	Korean Women’s Association Domestic Violence Shelter	19	Ongoing
Total beds		1134	

Figure 2.2 above provides additional detail on which shelters are included in each shelter category, their bed capacity, and the current expected stand-down dates for each location. The City recently secured \$3,000,000 in funds to support shelter operations in several locations through June 2025. The department will be providing additional information on shelter status and needs during the 2025-2026 biennial budget conversations and presentations. Extension of any shelter past the anticipated stand down will be subject to budget decisions.

Three of these locations have impending standdown dates and the department provides the following updates:

Tacoma Emergency Micro-Shelter (TEMS) 3: This location is operated by Low-Income Housing institute (LIHI) and serves families and single women with a capacity for 60 individuals. Extension of the standdown date in this location has been dependent on the provider’s progress towards affordable housing in this location. The long-term plan for this site is to transition the property from emergency shelter to housing in a partnership with First Christian Church and LIHI. The City has committed to an extension of this property until December 2024 if the provider continues to demonstrate commitment to the housing plan. The provider is planning to host a community meeting on June 27th, 2024, from 5:30 PM to 7:00 PM at 602 N. Orchard in the First Christian Church Sanctuary to discuss its proposed housing project with the community. With this community meeting the City will provide funding to continue the shelter location until December 2024. Any extension of City funding past December 2024 is contingent on budget discussions and the continued progress towards housing.

Tacoma Emergency Micro-Shelter (TEMS) 4 site: This location at S. 69th and Proctor is operated by LIHI and has begun transition to Forging Path Community located at 35th and Pacific and operated by the Tacoma Rescue Mission. Staff expects the transition to be complete by the end of June 2024. Staff is currently expecting approximately 45 households to transition to Forging Path. Once the transition is complete, the City will decommission the site and the Community and Economic Development Department’s Housing Division will issue a “Request for Proposal,” for affordable housing for the property at S. 69th and Proctor.

Veteran’s Village (82nd and Pacific): This location, operated by Forward Operating Base (FOB) Hope, has begun to stand down and currently has 14 individuals onsite, the department expects all individuals to make a transition to another housing option prior to standdown. As a reminder, this location serves Veteran households without children and had a capacity of 35 people with 25 units. The City believes there are sufficient services in the County-wide shelter system to adequately serve the veterans currently located at and previously serviced by this location. The last day for the Veteran Village operations is expected to be July 31st, 2024.



3. Safety Issues Recorded by South Sound 911

Figure 3.1

	3 ½ months before the implementation	3 ½ months after the implementation	2nd Quarter 2023 Update	3rd Quarter 2023 Update	4th Quarter 2023 Update	1st Quarter 2024 Update	2nd Quarter 2024 Update
Prohibited Areas	August 1 st -November 14 th 2022	November 15 th , 2022-Feb. 28 th 2023	March 1 st -May 31 st , 2023	June 1 st -August 31 st , 2023	Sept 1 st -November 30 th , 2023	December 1 st , 2023-February 28 th 2024	March 1 st - May 31 st 2024
Total Calls for Services	34,361	35,481 (+1,120)	46,271 (+10,810)	50,168 (+3,897)	44,479 (-5,689)	42,451 (-2,028)	42,598 (+147)

Figure 3.1 reflects the number of safety issues received by South Sound 911 in prohibited areas before and after implementation of this ordinance. These numbers reflect calls for service and not reported crimes. The top three in each prohibited area continue to be Medical Aid, Welfare Checks, and 911 Hang-Ups. We continue to work with the Tacoma Police Department (TPD) to understand the trend as time goes on and have seen a decrease in overall calls of service throughout the prohibited areas in the last two updates and then a slight increase in this last update. Additionally, comparing 2nd Quarter of 2023 and 2nd Quarter of 2024, we see a decrease in overall calls of service throughout the prohibited areas.

4. 311 Requests Related to Homelessness

The following figures detail the requests received in the Tacoma First 311 system related to homelessness. Figure 4.1 demonstrates those requests received in the areas subject to restrictions under TMC 8.19. Figure 4.2 details the requests received in the areas not subject to the prohibitions of TMC 8.19.

Figure 4.1

Prohibited Areas:

	3 ½ months before the implementation	3 ½ months after the implementation	2nd Quarter 2023 Update	3rd Quarter 2023 Update	4th Quarter 2023 Update	1st Quarter 2024 Update	2nd Quarter 2024 Update
Dates	August 1 st -November 14 th 2022	November 15 th , 2022-Feb. 28 th 2023	March 1 st -May 31 st , 2023	June 1 st -August 31 st , 2023	Sept 1 st -November 30 th , 2023	December 1 st , 2023-February 28 th 2024	March 1 st - May 31 st 2024
Request for Outreach	1134	770 ↓	856 ↑	941 ↑	712 ↓	570 ↓	485 ↓
General Complaints about Homelessness Issues	170	134 ↓	124 ↓	113 ↓	77 ↓	61 ↓	59 ↓
Illegal Dumping	181	141 ↓	90 ↓	76 ↓	46 ↓	39 ↓	10 ↓
Miscellaneous	46	37 ↓	19 ↓	20 ↑	12 ↓	9 ↓	3 ↓
Total	1531	1082 ↓	1089 ↑	1150 ↓	847 ↓	679 ↓	557 ↓
Citywide Total	2126	1675 ↓	1800 ↑	1676 ↓	1361 ↓	966 ↓	890 ↓



Figure 4.2
Non-Prohibited Areas:

	3 ½ months before the implementation	3 ½ months after the implementation	2nd Quarter 2023 Update	3rd Quarter 2023 Update	4th Quarter 2023 Update	1st Quarter 2024 Update	2nd Quarter 2024 Update
Dates	August 1 st -November 14 th 2022	Nov. 15 th , 2022-Feb. 28 th 2023	March 1 st -May 31 st , 2023	June 1 st -August 31 st , 2023	Sept 1 st -November 30 th , 2023	December 1 st , 2023-February 28 th 2024	March 1 st - May 31 st 2024
Request for Outreach	441	387 ↓	515 ↑	412 ↓	424 ↑	230 ↓	278 ↑
General Complaints about Homelessness Issues	68	88 ↑	121 ↑	70 ↓	63 ↓	34 ↓	49 ↑
Illegal Dumping	77	97 ↓	61 ↓	34 ↓	17 ↓	10 ↓	4 ↓
Miscellaneous	9	21 ↓	14 ↓	10 ↓	10 ↔	13 ↑	2 ↓
Total	995	593 ↓	711 ↑	526 ↓	514 ↓	287 ↓	333 ↑
Citywide Total	2126	1675 ↓	1800 ↑	1676 ↓	1361 ↓	966 ↓	890 ↓

The trends taking from both figures above from our last update follow as:

In Figure 4.1- Prohibited Areas

- Decrease by 17% in “Request for Outreach.”
- Overall, a decrease by 22% in 311 requests within prohibited areas.

In Figure 4.2- Non-Prohibited Areas

- Increase by 20% in “Request for Outreach.”
- Increase by 44% in “General Complaint about Homelessness Issues.”
- Overall, an increase by 13% in 311 requests within non-prohibited areas.

City Wide Total

- Overall, a decrease by 9% in 311 requests.

There has been a 92% increase in 311 requests for outreach related to homelessness in Tacoma Police Department Sector 2. The two areas that show the highest concentration and in 311s are near Pearl Street from 6th Ave to North 30th Street, and near South 19th Street Ste from South Tyler Street to State Route 16, including the Scott Pierson Trail and the State Right-of-Way. These areas are in both prohibited and nonprohibited areas along with private property and Washington State Department of Transportation property. HEAL continues to work with our State partners and nearby business owners to address these concerns.



5. Staffing Levels of the Homeless Engagement Alternative Liaison

Figure 5.1

	3 ½ months before the implementation	3 ½ months after the implementation	2nd Quarter 2023 Update	3rd Quarter 2023 Update	4th Quarter 2023 Update	1st Quarter 2024 Update	2nd Quarter 2024 Update
Dates	August 1 st - November 14 th 2022	November 15 th , 2022- Feb. 28 th 2023	March 1 st - May 31 st , 2023	June 1 st - August 31 st , 2023	Sept 1 st - November 30 th , 2023	December 1 st , 2023 - February 28 th 2024	March 1 st - May 31 st 2024
Number of HEAL FTEs	4	5	7	8	8	8	8
Number of Budgeted HEAL FTEs	5	8	8	8	8	8	8
Estimate of Hours at Full Capacity*	2960	3736	3368	3584	3904	3904	4032
Number of Hours worked by HEAL*	2120 (72%)	2672 (72%)	3031 (90%)	3360 (94%)	3456 (89%)	3584 (92%)	3824 (95%)

* Numbers does not include Onboarding, Trainings, Holidays, and Time-off

The information included in Figure 5 reflects the outreach availability of the HEAL Team, which has been fully staffed with 8 FTEs since September 11th, 2023.

6. Enforcement of the Ordinance

Per Council directive, the team continues to provide the least restrictive enforcement methods as possible with regards to encampment removals within these boundaries. Since last report, there has been one arrest issued as a result of [Second Amended Substitute Ordinance 28831](#). This is the first and only arrest under this ordinance since implementation began on November 15th, 2022. Additionally, the individual was also arrested on a Theft Second Degree warrant and booked into the Pierce County Jail. The team is committed to providing resources for sheltering and other needs for every individual who is experiencing homelessness to move towards stability. Prior to this arrest, HEAL interacted with this individual eight times between Fall 2023 and the date of the arrest. The individual was housed in a micro-shelter site between November 2023 and February 2024 but continued to return to encampment locations during that period and ultimately was exited from the shelter location for assault of a staff member.

City of Tacoma Homelessness Strategy:

In September 2022, the City of Tacoma published its strategic plan to address homelessness recognizing that ending homelessness in Tacoma will require short-term and long-range efforts built on public-private partnerships to address immediate needs like shelter, while also tackling housing affordability in our community. The plan represents the work that is ongoing by both the City and our community partners who are providing direct services daily.



The City of Tacoma recognizes that homelessness is a complex situation. The plan includes traditional approaches to addressing homelessness and creates space for innovative options to be implemented as they are developed.

This strategy aims to achieve “Functional Zero”, ensuring that individuals or families experiencing homelessness or at risk of homelessness can quickly access shelter, services, and a clear path to permanent housing.

The strategy includes five goals and under each of these goals are several objectives that support the implementation of these goals.

1. Ensure affordable housing is available and accessible to Tacoma residents.
2. Everyone experiencing homelessness in Tacoma, or impacted by homelessness, can access services and support.
3. The shelter system in Tacoma offers Tacoma residents a safe and dignified experience that is easy to access.
4. Tacoma’s Homeless service system provides individuals and families with access to a continuum of tailored supports to prevent and end homelessness.
5. Tacoma’s homeless service system provides individuals and families with access to permanent, stable housing to end the cycle of homelessness.

For more information on strategy, please refer to the [City of Tacoma’s 5-Year Strategy on Homelessness](#).

Implementation of Homeless Strategy

Since the last update, the City of Tacoma has been working on the following strategy actions:

- Received legislative funding from the 2024 Washington State Supplemental Budget for \$3,000,000 to support shelter operations in 2025. This funding will allow the continuation of shelter operations currently slated to end in December 2024 to be extended through June 2025 (Objective 3.1)
- Worked with Tacoma Rescue Mission on the Expansion of the Downtown Men’s wing permanent shelter to increase long-term capacity. (Objective 3.2)
- Established and presented an Issue Statement to align our funding priorities with City of Tacoma’s Homelessness Strategy. (Objective 2.3, 5.2)
- Released a Notice of Funding Availability (NOFA) for approximately \$8 million (in multiple funding sources) to solicit proposals to establish contracts with qualified vendors to fulfill the City Council Priorities and NCS Department Goals, including the homeless strategy, in 2025-2026. This also included earmark dollars from the House Bill 1590 Funds which will allow the City to procure supportive services to be embedded in affordable housing projects. (Objective 2.4)

For the next three months, the City of Tacoma will be working on these strategy actions:

- Finalize and implement the City’s “By-Name List.” (Objective 2.2)
- Finalize the assessment of the City’s mental health programming, which will establish an accurate baseline of services and gaps in the provision of services of individuals affected by mental health and substance use disorder. (Objective 2.4, 4.1)
- Develop a targeted approach for Black, Indigenous, People of Color (BIPOC) populations from homelessness into sustainable housing. (Objective 3.3)
- Support existing providers to expand permanent housing programs. (Objective 5.3)
- Continue to improve and implement outreach processes and capacity that allows for on-demand services. (Objective 2.3)



- Coordinate internal and external partners before people exit facilities into homelessness. (Objective 2.2)
- Continue to work with Tacoma Rescue Mission on the men's wing expansion. (Objective 3.2)
- Support Human Services Commission in making funding recommendation from RFP proposals for the 2025-2026 biennium that support City priorities and initiatives. (Objective 2.4)

CONCLUSION:

City continues to recognize the importance of addressing the issues of homelessness and household stability for our community and continues to work towards innovative solutions. We remain committed to the goals and objectives outlined in the homelessness strategy and will continue to work towards offering safe and stable housing and access to resources for every member of our community. The next quarterly update on this topic will be delivered to Council in September 2024.



Citywide Weekly Briefing for 10 June 2024 to 16 June 2024

The data is not National Incident Based Reporting System (NIBRS) compliant. Do not compare the results with any report using that standard. The data is dynamic and is subject to change and/or revision. The number of distinct offenses listed on a report are counted. This does not represent reports or individuals. All data is compared to last year for the same number of days or date range. Small numbers may cause large percent increases and decreases. Beginning 1 October 2022, there was a change in how TPD reports certain Aggravated Assaults and Destruction offenses.

Offense Breakdown	7 Days		28 Days		Year to Date		7 Days	28 Days	YTD
	10-Jun-2023	10-Jun-2024	20-May-2023	20-May-2024	01-Jan-2023	01-Jan-2024			
	16-Jun-2023	16-Jun-2024	16-Jun-2023	16-Jun-2024	16-Jun-2023	16-Jun-2024			
Persons	96	73	362	303	1981	1857	24.0% ▼	16.3% ▼	6.3% ▼
Assault	85	70	333	286	1791	1705	17.6% ▼	14.1% ▼	4.8% ▼
Homicide (doesn't include Negligent/Justifiable)	1	1	1	2	17	9	0.0%	100.0% ▲	47.1% ▼
Kidnapping/Abduction	4	1	8	3	38	40	75.0% ▼	62.5% ▼	5.3% ▲
Sex Offenses, Forcible	6	1	20	11	134	101	83.3% ▼	45.0% ▼	24.6% ▼
Property	573	242	2144	1315	11514	9119	57.8% ▼	38.7% ▼	20.8% ▼
Arson	0	1	3	8	61	45	NC	166.7% ▲	26.2% ▼
Burglary/Breaking and Entering	38	25	116	107	717	665	34.2% ▼	7.8% ▼	7.3% ▼
Counterfeiting/Forgery	0	1	1	2	28	33	NC	100.0% ▲	17.9% ▲
Destruction/Damage/Vandalism of Property	156	69	552	400	2937	2594	55.8% ▼	27.5% ▼	11.7% ▼
Fraud	12	6	53	34	296	243	50.0% ▼	35.8% ▼	17.9% ▼
Larceny/Theft	196	100	704	552	3920	3607	49.0% ▼	21.6% ▼	8.0% ▼
Motor Vehicle Theft	145	28	599	166	2985	1575	80.7% ▼	72.3% ▼	47.2% ▼
Robbery	12	7	63	23	268	190	41.7% ▼	63.5% ▼	29.1% ▼
Stolen Property	11	4	44	19	254	140	63.6% ▼	56.8% ▼	44.9% ▼
Society	10	10	37	57	195	287	0.0%	54.1% ▲	47.2% ▲
Drug/Narcotic	3	6	9	35	48	167	100.0% ▲	288.9% ▲	247.9% ▲
Pornography/Obscene Material	1	0	3	1	9	8	100.0% ▼	66.7% ▼	11.1% ▼
Prostitution	0	0	0	0	1	1	0.0%	0.0%	0.0%
Weapon Law Violations	6	4	25	21	137	111	33.3% ▼	16.0% ▼	19.0% ▼
Citywide Totals	679	325	2543	1675	13690	11263	52.1% ▼	34.1% ▼	17.7% ▼

NC = Noncalculable

Last 7 Days

Notes:

- There was 1 Homicide offense during the last 7 days.
- 61.4% (43/70) of the Assaults were coded Simple Assault.
- There were 59 DV-related offenses.
- 72.9% (43/59) of the DV-related offenses were Persons.
- 61.4% (43/70) of the Assaults were DV-related.
- DV-related Offenses: 62 ↘ 59
- There were no Gang-Related offense(s) during the last 7 days.
- Theft from Motor Vehicle: 83 ↘ 32

Top 5 Locations - Compared to last year

- 4502 S Steele St: 15 ↘ 9
- 1302 S 38th St: 2 ↗ 5
- 3701 S Pine St: 0 ↗ 5
- 2727 E D St: 2 ↗ 4
- 206 E 63rd St: 0 ↗ 3
- There were 11 additional locations with 3.

Top 5 Offense Locations - Compared to last year

- Parking Lot: 146 ↘ 72
- Single Family Residence: 133 ↘ 55
- Street/Right Of Way: 111 ↘ 50
- Apartment: 71 ↘ 34
- Department Store: 7 ↗ 11



Sector 1 Weekly Briefing for 10 June 2024 to 16 June 2024

The data is not National Incident Based Reporting System (NIBRS) compliant. Do not compare the results with any report using that standard. The data is dynamic and is subject to change and/or revision. The number of distinct offenses listed on a report are counted. This does not represent reports or individuals. All data is compared to last year for the same number of days or date range. Small numbers may cause large percent increases and decreases. Beginning 1 October 2022, there was a change in how TPD reports certain Aggravated Assaults and Destruction offenses.

Offense Breakdown	7 Days		28 Days		Year to Date		7 Days	28 Days	YTD
	10-Jun-2023	10-Jun-2024	20-May-2023	20-May-2024	01-Jan-2023	01-Jan-2024			
	16-Jun-2023	16-Jun-2024	16-Jun-2023	16-Jun-2024	16-Jun-2023	16-Jun-2024			
Persons	25	19	75	86	469	475	24.0% ▼	14.7% ▲	1.3% ▲
Assault	20	19	65	79	419	422	5.0% ▼	21.5% ▲	0.7% ▲
Homicide (doesn't include Negligent/Justifiable)	1	0	1	1	4	4	100.0% ▼	0.0%	0.0%
Kidnapping/Abduction	0	0	1	1	7	15	0.0%	0.0%	114.3% ▲
Sex Offenses, Forcible	4	0	8	5	39	34	100.0% ▼	37.5% ▼	12.8% ▼
Property	156	63	541	367	2655	2502	59.6% ▼	32.2% ▼	5.8% ▼
Arson	0	0	1	4	28	23	0.0%	300.0% ▲	17.9% ▼
Burglary/Breaking and Entering	10	6	27	23	181	188	40.0% ▼	14.8% ▼	3.9% ▲
Counterfeiting/Forgery	0	0	0	0	6	1	0.0%	0.0%	83.3% ▼
Destruction/Damage/Vandalism of Property	52	26	171	151	775	897	50.0% ▼	11.7% ▼	15.7% ▲
Fraud	3	0	10	5	53	34	100.0% ▼	50.0% ▼	35.8% ▼
Larceny/Theft	46	22	169	135	841	919	52.2% ▼	20.1% ▼	9.3% ▲
Motor Vehicle Theft	42	7	147	35	655	376	83.3% ▼	76.2% ▼	42.6% ▼
Robbery	1	1	6	8	47	39	0.0%	33.3% ▲	17.0% ▼
Stolen Property	1	1	7	5	57	18	0.0%	28.6% ▼	68.4% ▼
Society	3	2	11	17	44	74	33.3% ▼	54.5% ▲	68.2% ▲
Drug/Narcotic	2	1	3	12	12	47	50.0% ▼	300.0% ▲	291.7% ▲
Pornography/Obscene Material	0	0	0	1	1	3	0.0%	NC	200.0% ▲
Prostitution	0	0	0	0	0	1	0.0%	0.0%	NC
Weapon Law Violations	1	1	8	4	31	23	0.0%	50.0% ▼	25.8% ▼
Sector Totals	184	84	627	470	3168	3051	54.3% ▼	25.0% ▼	3.7% ▼

NC = Noncalculable

Last 7 Days

Notes:

- There were no Homicide offense(s) during the last 7 days.
- 52.6% (10/19) of the Assaults were coded Simple Assault.
- There were 14 DV-related offenses.
- 71.4% (10/14) of the DV-related offenses were Persons.
- 52.6% (10/19) of the Assaults were DV-related.
- DV-related Offenses: 7 ↗ 14
- There were no Gang-Related offense(s) during the last 7 days.
- Theft from Motor Vehicle: 31 ↘ 11

Top 5 Locations - Compared to last year

- 2727 E D St: 2 ↗ 4
- 2502 E D St: 0 ↗ 3
- 923 Commerce St: 0 ↗ 3
- 610 Puyallup Ave: 0 ↗ 3
- 414 Puyallup Ave: 0 ↗ 3

Top 5 Offense Locations - Compared to last year

- Parking Lot: 39 ↘ 29
- Street/Right Of Way: 48 ↘ 16
- Single Family Residence: 15 ↘ 6
- Warehouse: 0 ↗ 6
- Apartment: 10 ↘ 5
- Restaurant/Fast Food Establishment: 4 ↗ 5



Sector 2 Weekly Briefing for 10 June 2024 to 16 June 2024

The data is not National Incident Based Reporting System (NIBRS) compliant. Do not compare the results with any report using that standard. The data is dynamic and is subject to change and/or revision. The number of distinct offenses listed on a report are counted. This does not represent reports or individuals. All data is compared to last year for the same number of days or date range. Small numbers may cause large percent increases and decreases. Beginning 1 October 2022, there was a change in how TPD reports certain Aggravated Assaults and Destruction offenses.

Offense Breakdown	7 Days		28 Days		Year to Date		7 Days	28 Days	YTD
	10-Jun-2023	10-Jun-2024	20-May-2023	20-May-2024	01-Jan-2023	01-Jan-2024			
	16-Jun-2023	16-Jun-2024	16-Jun-2023	16-Jun-2024	16-Jun-2023	16-Jun-2024			
Persons	19	16	88	69	421	449	15.8% ▼	21.6% ▼	6.7% ▲
Assault	18	15	82	64	369	411	16.7% ▼	22.0% ▼	11.4% ▲
Homicide (doesn't include Negligent/Justifiable)	0	0	0	0	6	1	0.0%	0.0%	83.3% ▼
Kidnapping/Abduction	0	0	0	1	6	10	0.0%	NC	66.7% ▲
Sex Offenses, Forcible	1	1	6	4	40	26	0.0%	33.3% ▼	35.0% ▼
Property	167	38	632	300	3268	2425	77.2% ▼	52.5% ▼	25.8% ▼
Arson	0	0	0	2	8	6	0.0%	NC	25.0% ▼
Burglary/Breaking and Entering	8	5	24	22	179	150	37.5% ▼	8.3% ▼	16.2% ▼
Counterfeiting/Forgery	0	0	0	1	8	13	0.0%	NC	62.5% ▲
Destruction/Damage/Vandalism of Property	55	10	172	93	901	679	81.8% ▼	45.9% ▼	24.6% ▼
Fraud	0	5	8	14	80	88	NC	75.0% ▲	10.0% ▲
Larceny/Theft	59	14	221	139	1191	1028	76.3% ▼	37.1% ▼	13.7% ▼
Motor Vehicle Theft	39	3	174	23	794	400	92.3% ▼	86.8% ▼	49.6% ▼
Robbery	4	1	21	4	64	36	75.0% ▼	81.0% ▼	43.8% ▼
Stolen Property	1	0	8	0	28	18	100.0% ▼	100.0% ▼	35.7% ▼
Society	2	0	9	7	24	37	100.0% ▼	22.2% ▼	54.2% ▲
Drug/Narcotic	0	0	2	5	5	22	0.0%	150.0% ▲	340.0% ▲
Pornography/Obscene Material	0	0	2	0	4	1	0.0%	100.0% ▼	75.0% ▼
Prostitution	0	0	0	0	0	0	0.0%	0.0%	0.0%
Weapon Law Violations	2	0	5	2	15	14	100.0% ▼	60.0% ▼	6.7% ▼
Sector Totals	188	54	729	376	3713	2911	71.3% ▼	48.4% ▼	21.6% ▼

NC = Noncalculable

Last 7 Days

Notes:

- There were no Homicide offense(s) during the last 7 days.
- 53.3% (8/15) of the Assaults were coded Simple Assault.
- There were 11 DV-related offenses.
- 90.9% (10/11) of the DV-related offenses were Persons.
- 66.7% (10/15) of the Assaults were DV-related.
- DV-related Offenses: 11 ↔ 11
- There were no Gang-Related offense(s) during the last 7 days.
- Theft from Motor Vehicle: 20 ↘ 4

Top 5 Locations - Compared to last year

- 202 Tacoma Ave S: 0 ↗ 2
- There were 10 additional locations with 2.

Top 5 Offense Locations - Compared to last year

- Single Family Residence: 55 ↘ 9
- Parking Lot: 36 ↘ 9
- Apartment: 22 ↘ 9
- Street/Right Of Way: 22 ↘ 8
- School (Except College): 4 ↘ 3



Sector 3 Weekly Briefing for 10 June 2024 to 16 June 2024

The data is not National Incident Based Reporting System (NIBRS) compliant. Do not compare the results with any report using that standard. The data is dynamic and is subject to change and/or revision. The number of distinct offenses listed on a report are counted. This does not represent reports or individuals. All data is compared to last year for the same number of days or date range. Small numbers may cause large percent increases and decreases. Beginning 1 October 2022, there was a change in how TPD reports certain Aggravated Assaults and Destruction offenses.

Offense Breakdown	7 Days		28 Days		Year to Date		7 Days	28 Days	YTD
	10-Jun-2023	10-Jun-2024	20-May-2023	20-May-2024	01-Jan-2023	01-Jan-2024			
	16-Jun-2023	16-Jun-2024	16-Jun-2023	16-Jun-2024	16-Jun-2023	16-Jun-2024			
Persons	16	18	78	62	464	435	12.5%▲	20.5%▼	6.3%▼
Assault	14	17	73	59	423	408	21.4%▲	19.2%▼	3.5%▼
Homicide (doesn't include Negligent/Justifiable)	0	0	0	0	4	1	0.0%	0.0%	75.0%▼
Kidnapping/Abduction	2	1	2	1	12	8	50.0%▼	50.0%▼	33.3%▼
Sex Offenses, Forcible	0	0	3	1	24	17	0.0%	66.7%▼	29.2%▼
Property	151	80	510	341	2969	2274	47.0%▼	33.1%▼	23.4%▼
Arson	0	1	1	1	12	8	NC	0.0%	33.3%▼
Burglary/Breaking and Entering	11	8	31	34	176	173	27.3%▼	9.7%▲	1.7%▼
Counterfeiting/Forgery	0	0	1	0	10	12	0.0%	100.0%▼	20.0%▲
Destruction/Damage/Vandalism of Property	29	20	116	84	686	551	31.0%▼	27.6%▼	19.7%▼
Fraud	7	0	19	7	88	66	100.0%▼	63.2%▼	25.0%▼
Larceny/Theft	58	38	173	158	1075	962	34.5%▼	8.7%▼	10.5%▼
Motor Vehicle Theft	38	9	141	46	779	406	76.3%▼	67.4%▼	47.9%▼
Robbery	3	2	16	4	62	46	33.3%▼	75.0%▼	25.8%▼
Stolen Property	5	1	12	6	72	43	80.0%▼	50.0%▼	40.3%▼
Society	2	2	9	13	59	71	0.0%	44.4%▲	20.3%▲
Drug/Narcotic	1	2	3	8	19	38	100.0%▲	166.7%▲	100.0%▲
Pornography/Obscene Material	0	0	0	0	2	2	0.0%	0.0%	0.0%
Prostitution	0	0	0	0	1	0	0.0%	0.0%	100.0%▼
Weapon Law Violations	1	0	6	5	37	31	100.0%▼	16.7%▼	16.2%▼
Sector Totals	169	100	597	416	3492	2780	40.8%▼	30.3%▼	20.4%▼

NC = Noncalculable

Last 7 Days

Notes:

- There were no Homicide offense(s) during the last 7 days.
- 76.5% (13/17) of the Assaults were coded Simple Assault.
- There were 20 DV-related offenses.
- 60.0% (12/20) of the DV-related offenses were Persons.
- 70.6% (12/17) of the Assaults were DV-related.
- DV-related Offenses: 16 ↗ 20
- There were no Gang-Related offense(s) during the last 7 days.
- Theft from Motor Vehicle: 21 ↘ 11

Top 5 Locations - Compared to last year

- 4502 S Steele St: 15 ↘ 9
- 3701 S Pine St: 0 ↗ 5
- 1501 S 72nd St: 0 ↗ 3
- 8203 S Hosmer St: 3 ↔ 3
- 6209 S Fife St: 0 ↗ 3
- 2701 S Orchard St: 1 ↗ 3
- 2502 South Tacoma Way: 0 ↗ 3
- 3825 S Steele St: 1 ↗ 3

Top 5 Offense Locations - Compared to last year

- Parking Lot: 49 ↘ 21
- Single Family Residence: 22 ↘ 19
- Apartment: 23 ↘ 12
- Street/Right Of Way: 21 ↘ 11
- Department Store: 4 ↗ 7



Sector 4 Weekly Briefing for 10 June 2024 to 16 June 2024

The data is not National Incident Based Reporting System (NIBRS) compliant. Do not compare the results with any report using that standard. The data is dynamic and is subject to change and/or revision. The number of distinct offenses listed on a report are counted. This does not represent reports or individuals. All data is compared to last year for the same number of days or date range. Small numbers may cause large percent increases and decreases. Beginning 1 October 2022, there was a change in how TPD reports certain Aggravated Assaults and Destruction offenses.

Offense Breakdown	7 Days		28 Days		Year to Date		7 Days	28 Days	YTD
	10-Jun-2023	10-Jun-2024	20-May-2023	20-May-2024	01-Jan-2023	01-Jan-2024			
	16-Jun-2023	16-Jun-2024	16-Jun-2023	16-Jun-2024	16-Jun-2023	16-Jun-2024			
Persons	36	20	121	85	627	496	44.4% ▼	29.8% ▼	20.9% ▼
Assault	33	19	113	83	580	462	42.4% ▼	26.5% ▼	20.3% ▼
Homicide (doesn't include Negligent/Justifiable)	0	1	0	1	3	3	NC	NC	0.0%
Kidnapping/Abduction	2	0	5	0	13	7	100.0% ▼	100.0% ▼	46.2% ▼
Sex Offenses, Forcible	1	0	3	1	31	24	100.0% ▼	66.7% ▼	22.6% ▼
Property	99	61	461	306	2622	1917	38.4% ▼	33.6% ▼	26.9% ▼
Arson	0	0	1	1	13	8	0.0%	0.0%	38.5% ▼
Burglary/Breaking and Entering	9	6	34	28	181	154	33.3% ▼	17.6% ▼	14.9% ▼
Counterfeiting/Forgery	0	1	0	1	4	7	NC	NC	75.0% ▲
Destruction/Damage/Vandalism of Property	20	13	93	72	575	467	35.0% ▼	22.6% ▼	18.8% ▼
Fraud	2	1	16	8	75	55	50.0% ▼	50.0% ▼	26.7% ▼
Larceny/Theft	33	26	141	119	813	697	21.2% ▼	15.6% ▼	14.3% ▼
Motor Vehicle Theft	26	9	137	62	757	393	65.4% ▼	54.7% ▼	48.1% ▼
Robbery	4	3	20	7	95	69	25.0% ▼	65.0% ▼	27.4% ▼
Stolen Property	4	2	17	8	97	61	50.0% ▼	52.9% ▼	37.1% ▼
Society	3	6	8	20	68	105	100.0% ▲	150.0% ▲	54.4% ▲
Drug/Narcotic	0	3	1	10	12	60	NC	900.0% ▲	400.0% ▲
Pornography/Obscene Material	1	0	1	0	2	2	100.0% ▼	100.0% ▼	0.0%
Prostitution	0	0	0	0	0	0	0.0%	0.0%	0.0%
Weapon Law Violations	2	3	6	10	54	43	50.0% ▲	66.7% ▲	20.4% ▼
Sector Totals	138	87	590	411	3317	2518	37.0% ▼	30.3% ▼	24.1% ▼

NC = Noncalculable

Last 7 Days

Notes:

- There was 1 Homicide offense during the last 7 days.
- 63.2% (12/19) of the Assaults were coded Simple Assault.
- There were 14 DV-related offenses.
- 78.6% (11/14) of the DV-related offenses were Persons.
- 57.9% (11/19) of the Assaults were DV-related.
- DV-related Offenses: 28 ↘ 14
- There were no Gang-Related offense(s) during the last 7 days.
- Theft from Motor Vehicle: 11 ↘ 6

Top 5 Locations - Compared to last year

- 1302 S 38th St: 2 ↗ 5
- 206 E 63rd St: 0 ↗ 3
- 3737 Pacific Ave: 1 ↗ 3
- 209 E 64th St: 0 ↗ 2
- There were 6 additional locations with 2.

Top 5 Offense Locations - Compared to last year

- Single Family Residence: 41 ↘ 21
- Street/Right Of Way: 20 ↘ 15
- Parking Lot: 22 ↘ 13
- Apartment: 16 ↘ 8
- Grocery Store: 4 ↗ 7



**MEETINGS FOR THE WEEK OF
JUNE 24, 2024 THROUGH JUNE 28, 2024**

TIME	MEETING	LOCATION
MONDAY, JUNE 24, 2024		
5:00 PM	Local Improvement District Meeting ** – CHANGE OF LOCATION	747 Market St., Municipal Bldg., Second Floor. Visit www.cityoftacoma.org/hearingexaminer
5:30 PM	Bicycle and Pedestrian Technical Advisory Group	747 Market St., Municipal Bldg., Conf. Rm. 248 Join Zoom Meeting at: https://zoom.us/j/99545896138 Telephonic: Dial 253-215-8782 Meeting ID: 995 4589 6138 Passcode: 762319
5:30 PM	Commission on Immigrant and Refugee Affairs	747 Market St., Municipal Bldg., Conf. Rm. 243 Contact Raeshawna Ware at rware@cityoftacoma.org
TUESDAY, JUNE 25, 2024		
9:00 AM	Hearing Examiner's Hearing * – CHANGE OF LOCATION	747 Market St., Municipal Bldg., Second Floor. Visit www.cityoftacoma.org/hearingexaminer
10:00 AM	Economic Development Committee	747 Market St., Municipal Bldg., Conf. Rm. 248 Join Zoom Meeting at: https://zoom.us/j/88227539908 Telephonic: Dial 253-215-8782 Meeting ID: 882 2753 9908 Passcode: 614650
11:15 AM	Bid Opening **	Visit www.tacomapurchasing.org
NOON	City Council Study Session – CHANGE OF LOCATION	733 Market St., Municipal Bldg. North, Conf. Rm. 16 Join Zoom Meeting at: https://zoom.us/j/89496171192 Telephonic: Dial 253-215-8782 Meeting ID: 894 9617 1192 Passcode: 896569
5:00 PM	City Council Meeting – CHANGE OF LOCATION	3628 S. 35th St., Tacoma Public Utilities., Auditorium Join Zoom Meeting at: https://zoom.us/j/84834233126 Telephonic: Dial 253-215-8782 Meeting ID: 848 3423 3126 Passcode: 349099
WEDNESDAY, JUNE 26, 2024		
3:00 PM	Public Utility Board Study Session – CHANGE OF LOCATION	3628 S. 35th St., Public Utilities Bldg., Conf. Rm. LT1 Join Zoom Meeting at: https://zoom.us/j/81336402669 Telephonic: Dial 253-215-8782 Meeting ID: 813 3640 2669
4:30 PM	Infrastructure, Planning, and Sustainability Committee	747 Market St., Municipal Bldg., Conf. Rm. 248 Join Zoom Meeting at: https://zoom.us/j/87829056704 Telephonic: Dial 253-215-8782 Meeting ID: 878 2905 6704 Passcode: 614650
5:30 PM	Landmarks Preservation Commission	747 Market St., Municipal Bldg., Conf. Rm. 243 Join Zoom Meeting at: https://zoom.us/j/89120046605 Telephonic: Dial 253-215-8782 Meeting ID: 891 2004 6605
6:30 PM	Public Utility Board Meeting	3628 S. 35th St., Public Utilities Bldg., Auditorium Join Zoom Meeting at: https://zoom.us/j/84626080846 Telephonic: Dial 253-215-8782 Meeting ID: 846 2608 0846

THURSDAY, JUNE 27, 2024

7:30 AM	Tacoma Community Redevelopment Authority Board	747 Market St., Municipal Bldg., Conf. Rm. 248 Join Zoom Meeting at: https://zoom.us/j/84447211773 Telephonic: Dial 253-215-8782 Meeting ID: 844 4721 1773 Passcode: 970091
9:00 AM	Hearing Examiner's Hearing * – CHANGE OF LOCATION	747 Market St., Municipal Bldg., Second Floor. Visit www.cityoftacoma.org/hearingexaminer
4:30 PM	Community Vitality and Safety Committee	747 Market St., Municipal Bldg., Conf. Rm. 248 Join Zoom Meeting at: https://zoom.us/j/85961604917 Telephonic: Dial 253-215-8782 Meeting ID: 859 6160 4917 Passcode: 614650

FRIDAY, JUNE 28, 2024

NO MEETINGS SCHEDULED



Meeting sites are accessible to people with disabilities. People with disabilities requiring special accommodations should contact the appropriate department(s) 48 hours prior to the meeting time.

* Hearing Examiner's Hearings and Local Improvement District Meetings meet on an as-needed basis. Contact the Hearing Examiner's Office at (253) 591-5195 to confirm whether a meeting will be held this week. Hearings may be held at various times throughout the day.

** Bid Opening will be held on an as-needed basis. Contact the Finance Procurement and Payables Office at 253-502-8468 or www.tacomapurchasing.org to confirm whether Bid Opening will be held.



**City of Tacoma
Public Utility Board Meeting**

**June 26, 2024; 6:30 p.m.
Tacoma Public Utilities – Ground Floor Auditorium
3628 S 35th Street, Tacoma WA 98409**

**Join remotely: <https://us06web.zoom.us/j/84626080846>
or by dialing 253-215-8782 and entering meeting ID: 846 2608 0846**

Call to Order

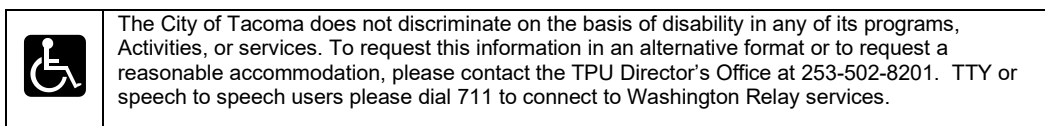
Roll Call

- A. Approve Minutes of Previous Meetings**
- B. Comments by the Public**
- C. Regular Agenda**

Departmental

- C-1 Resolution U-11461 - A resolution to award certain contracts and approve certain purchases:
 - 1. Increase contract to Green Earthworks Construction, Inc., for homeless encampment mitigation (\$2,432,433.59, plus applicable taxes. Cumulative contract total \$4,616,293.65, plus applicable taxes) [Patsy Best, Procurement and Payables Division Manager];
 - 2. Award three-year contract to Kleinschmidt Associates for fish passage consulting and engineering design services (\$850,000, plus applicable taxes. Includes option to renew for two additional three-year terms for a projected contract amount of \$1,500,000, plus applicable taxes) [Nikolas Novotny, Fisheries Biologist];
 - 3. Award contract to Jacobs Engineering Group, Inc., for design of improvements to the Green River Filtration Facility ozone system and engineering services during construction (\$899,355, plus applicable taxes) [Mike Gorenson, Professional Engineer].
- D. **Reports of the Director**
 - Pierce County Hazard Mitigation Plan Briefing
- E. **Adjournment**

The Public Utility Board may enter a closed or executive session at any time during an open public meeting as provided by law.





**City of Tacoma
Public Utility Board
Study Session**

**June 26, 2024; 3:00 p.m.
Tacoma Public Utilities, LT1 (3rd Floor Conference Room)
(Directly Across Main Elevator)
3628 South 35th Street, Tacoma WA 98409**

**Join remotely: <https://us06web.zoom.us/j/81336402669>
or by dialing 253-215-8782 and entering meeting ID 813 3640 2669**

Call to Order

Roll Call

The Public Utility Board will hold a study session with staff to discuss the following:

Approximate Time	Topic	Presenter(s)
3:00 – 3:25	Moss Adams Audit Exit Conference	Susan Calderon, Asst. Finance Director; Olga Darlington, Partner Moss Adams
3:30 – 3:55	Public Disclosure Office Statistics	James Kauffman, Public Records Office Manager
4:00 – 4:40	Solar Power Update	Ray Johnson, Power Manager; Jing Liu, Rates and Data Analyst; Brittany Broyles, Customer Energy Solutions Mgr.
4:45 – 5:15	Policy Maker’s Governance Series	
	General Board Comments / Discussion and Director’s Reports	

Adjournment

The Public Utility Board may enter into a closed or executive session at any time during an open public meeting as provided by law.

	<p>The City of Tacoma does not discriminate on the basis of disability in any of its programs, activities, or services. To request this information in an alternative format or to request a reasonable accommodation, please contact the TPU Director’s Office at 253-502-8201 or utilityboard@cityoftacoma.org. TTY or speech to speech users please dial 711 to connect to Washington Relay services.</p>
--	---

Date	Meeting	Subject	Department	Background
June 21, 2024	Special Council Meeting 12 p.m. TMBN 16	Proposed Charter Amendments	Mayor Woodards	
		Review of Previously-Discussed Proposed Charter Amendments	Mayor Woodards	
		Charter Review Timeline	Mayor Woodards	
June 25, 2024	Study Session (TMBN 16 /dial-in 12:00 pm)	Citywide Pavement Condition Rating	Public Works - Ramior Chavez (intro) Erik Sloan presentation	Public Works will present new pavement condition data and provide a report on the health of the street network. This data is used to guide the delivery of essential services related to the preservation, maintenance, and improvement of City streets.
	City Council Meeting (hybrid Tacoma Public Utilities Auditorium / dial-in 5:00 PM)	Proposed Charter Review Amendments Review	Mayor Woodards	
July 2, 2024	Study Session (TMBN 16 /dial-in 12:00 pm)	Proposed Charter Review Amendments Review	Mayor Woodards	
	City Council Meeting (hybrid Tacoma Public Utilities Auditorium / dial-in 5:00 PM)			
July 9, 2024	Study Session (hybrid Council Chambers /dial-in 12:00 pm)	Proposed Charter Review Amendments Review (Public Hearing Comments Review)	Mayor Woodards	
	City Council Meeting (hybrid Council Chambers /dial-in 5:00 PM)			
July 16, 2024	Study Session (hybrid Council Chambers /dial-in 12:00 pm)	State of Courts	Tacoma Municipal Court Judicial Officers	
	City Council Meeting (hybrid Council Chambers /dial-in 5:00 PM)			
July 23, 2024	Study Session (hybrid Council Chambers /dial-in 12:00 pm)	Tacoma Smelter Plum Update		
		Equity Index	Office of Strategy - Jacques Colon & Chelsea Talbert	Staff will present an update on the Equity Index. This update will include information about the Collection of Case Studies including stories about how staff are using the Equity Index, data update, resources, and additional information about opportunities for staff and community to learn more about the tool
July 30, 2024	Study Session (hybrid Council Chambers /dial-in 12:00 pm)			
	City Council Meeting (hybrid Council Chambers / dial-in, 5:00 PM)			

Economic Development Committee (EDC)

Committee Members: (Chair) Daniels, (Vice-Chair) Diaz, Bushnell, Scott Alternate - Rumbaugh Executive Liaison: Pat Beard; Coordinator: Anna Le		2nd, 4th, and 5th Tuesdays 10:00 a.m. Hybrid: In-Person & Virtual meeting	CBC Assignments: •Tacoma Arts Commission •Greater Tacoma Regional Convention Center Public Facilities District •City Events and Recognition Committee •Tacoma Creates Advisory Board •Equity in Contracting Advisory Committee
	Topic	Presenters	Description
June 25, 2024	Green Economy Update	Pat Beard, Business Development Manager and Paul Bakker, Green Economy Specialist, Community and Economic Development Department	Staff will provide an update on the first year implementation of the Green Economic Development Strategy, adopted by the Council on June 13, 2023
	Q&A with Jeff Robinson	Jeff Robinson, Director, Community and Economic Development Department	The Committee will discuss and reflect on Jeff Robinson's long career of public service at his final committee meeting before retiring.
July 9, 2024	2024 Disparity Study Update	Kacee Woods, CED Workforce Development Manager	Staff will provide an update on the 2024 Disparity Study evaluating the City's Equity in Contracting Program.
July 23, 2024	Economic Development Strategic Plan Work Session	Pat Beard, Interim Director, Community and Economic Development Department	This will be the first in a series of Committee sessions updating the City's Economic Development Strategic Plan. During this session, the Committee will briefly review the overall Strategic Plan and discuss the Plan's first goal, "Strengthen and Diversify the Local Economy."
July 30, 2024	Tacoma Creates Advisory Board Interviews	Nicole Emery, City Clerk	The Economic Development Committee will conduct interviews to fill three vacancies on the Tacoma Creates Advisory Board.
	BLOXHUB Update	Debbie Bingham, Program Manager, Community and Economic Development Department	Staff will provide a debrief on the City's initial meetings with BLOXHUB, regarding their work in sustainable urbanization, facilitating connections, knowledge sharing, and business opportunities.

Infrastructure, Planning, and Sustainability Committee (IPS)

Committee Members: Walker (Chair), Diaz (Vice Chair), and Hines Alternate - Bushnell Executive Liaison: Ramiro Chavez; Coordinator: Anna Le			2nd and 4th Wednesdays 4:30pm Hybrid: In-Person & Virtual Meeting	CBC Assignments: •Sustainable Tacoma Commission •Planning Commission •Landmarks Preservation Commission •Board of Building Appeals •Transportation Commission
	Topic	Presenters	Description	
June 26, 2024	Streets Initiative 2 Timeline and Feedback	Ramiro Chavez, City Engineer and Director; Joseph Franco, Special Assistant to the Director, Public Works Department	Public Works staff will provide committee members an updated timeline for the upcoming Streets Initiative 2 ballot measure and receive feedback.	
	Deconstruction and Salvage Follow-Up Discussion	Beth Jarot, Senior Sustainability Analyst, Environmental Services; Corey Newton, Site and Building Division Manager, Planning and Development Services	Staff will respond to clarifying questions Committee members had following the Deconstruction and Salvage update presentation on 5/22/2024.	
July 10, 2024	ADU Construction Activity Update	Corey Newton, Site and Building Division Manager; Philip Kao, Division Manager, Planning and Development Services	An informational brief about the construction activity of ADUs in the last several years, including an update on the City's pre-approved plans project.	
	Place Name Honorary Renaming Requests	Brennan Kidd, Assistant Division Manager, Public Works Transportation, Traffic Safety, and Review; Anna Le, Management Fellow, City Manager's Office	The City has received two honorary renaming requests: one to rename a non-roadway right of way to Dr. W. Joye Hardiman Park and one to rename a roadway to Bill Evans Place. Per Res. 41009 Section 3.4.c.i-iii, IPS is "generally" the committee that oversees honorary renaming proposals and makes recommendations to Council for further consideration.	
	Schuster Parkway Trail Project Update	Basel Kitmitto, Project Manager, Public Works	The selected design consultant (KPG Psomas) assisting the City to design the Schuster Parkway Trail project, proposed a partial scope of work that would use most of the available funding. The presentation looks to present the scope of work that can be accomplished given the funding in hopes of gaining IPS support.	
July 24, 2024	Board of Building Appeals Interviews	Nicole Emery, City Clerk	The IPS Committee will conduct to fill three vacancies on the Board of Building Appeals.	
	Planning Commission Work Program - Mid-Cycle Update	Brian Boudet, Division Manager, Planning and Development Services	Staff from PDS will provide a mid-cycle status update on the Planning Commission Work Program	
	Transportation Electrification Overview and Update	Kristin Lynett, Sustainability Officer, OEPS; Breanna Chance, Principal Power Energy Conservation Analyst, Tacoma Power	Staff will present on the City's electric vehicle (EV) charging station plan and the overall EV strategy as it relates to the Climate Action Plan.	

Government Performance and Finance Committee

Committee Members: Hines (Chair), Bushnell (Vice Chair), Rumbaugh, and Daniels Alternate - Walker		1st and 3rd Tuesdays 10 a.m. Room 248	CBC Assignments: •Public Utility Board •Board of Ethics •Audit Advisory Board •Civil Service Board
Executive Liaison: Andy Cherullo; Coordinator: D'Angelo Baker			
	Topic	Presenter	Description
July 2, 2024	Cancelled		
July 16, 2024	Monthly Budget Update	Reid Bennion, Lead Management and Budget Analyst, OMB	Staff from OMB will present on topics related to the current biennium budget, revenue collections and expenditures, and other issues related to budgeting.
	Telecommunications Franchise Agreement Between The City of Tacoma and Zayo	Jeff Lueders, Division Mgr, TV & Video Production, MCO	Jeff Lueders from Media & Communications will present on a proposed franchise agreement with telecommunications provider Zayo.
	Fire Levy "For" and "Against" Committees	Debra Casparian, Deputy City Attorney	The Committee will review letters and make recommendations for City council consideration for the "For" and "Against" committees for the proposed Fire Levy.
	MFTE Update	Debbie Bingham, Community & Economic Development (CED)	Staff from CED will present an update on the Multi-Family Tax Exemption Program.

Community Vitality and Safety

Committee Members: VACANT (Chair), Rumbaugh (Vice-Chair), Scott, Walker Alternate - Hines		2nd and 4th Thursdays 4:30pm TMB 248	CBC Assignments: Community's Police Advisory Committee • Human Services Commission • Human Rights Commission • Housing Authority • Commission on Disabilities • Library Board • Tacoma Community Redevelopment Authority • Commission on Immigrant and Refugee Affairs
Executive Liaison: Allyson Griffith; Coordinator: D'Angelo Baker			
	Topic	Presenter	Description
June 27, 2024	Rental Housing Code Research Update	Ted Richardson, Strategic Initiatives Coordinator, Office of Strategy	Updates on the research related to RHC implementation.
	Anti-Displacement Strategy Update	Ted Richardson, Strategic Initiatives Coordinator, Office of Strategy	Staff will provide the committee with updates on the ongoing Anti-Displacement Strategy.
	Code Compliance Code Review (TMC 8.30)	DeJa Irving, Code Compliance Supervisor, Neighborhood & Community Services	
July 11, 2024	Cancelled		
July 25, 2024	Youth and Young Adult Violence Reduction Update	NCS	NCS