



## WEEKLY REPORT TO THE CITY COUNCIL

January 23, 2025

Members of the City Council  
City of Tacoma, Washington

**Dear Mayor and Council Members:**

### ITEMS OF INTEREST

1. Notice of Special Meeting: A special meeting of the City Council Committee of the Whole will be held on Friday, January 24, 2025, at 1:00 p.m. The purpose of the special meeting is to discuss the budget. The meeting will be conducted in a hybrid format that includes an in-person component and a remote option. To attend in-person, the special meeting will be held at the Tacoma Municipal Building in the Council Chambers, located at 747 Market Street, on the first floor. To attend remotely dial 253-215-8782 or through Zoom at [www.zoom.us/j/89496171192](https://www.zoom.us/j/89496171192) and entering the meeting ID 894 9617 1192 and passcode 896569, when prompted. The meeting will also be available live on TV Tacoma and Facebook. **Agendas and minutes can be found at <https://cityoftacoma.legistar.com>.**
2. Council Member Hines provides the attached **Council Action Memorandum** requesting a Resolution for a Council Contingency expenditure of **\$10,000 to support the 76<sup>th</sup> Annual Golden Gloves Boxing tournament in Tacoma.**
3. Public Works Director Ramiro Chavez provides the attached memorandum outlining **additional information on Resolution No. 41600.**
4. Acting Tacoma Police Chief Paul Junger provides the attached memorandum providing an update on the **Tacoma Police Department's new Anti-Bias Tab Initiative.**
5. Acting Tacoma Police Chief Paul Junger provides the attached **Weekly Crime Report.**
6. City Manager's Office Constituent Relations Analyst Karyssa Mathison provides the attached **Constituent Intake Report.**
7. City Manager's Office Management Fellow Anna Le provides the attached **December 2024 Neighborhood Liaison Report.**
8. City-funded Temporary and Emergency Shelter Performance: **The City posts weekly information about its Temporary and Emergency Shelter locations including current census, number of available beds, and exits to housing.** Updates are reported weekly, and this information can be found at: [https://cityoftacoma.org/UserFiles/Servers/Server\\_6/File/NCS/weeklydataupdate.pdf](https://cityoftacoma.org/UserFiles/Servers/Server_6/File/NCS/weeklydataupdate.pdf).

9. Shiloh Baptist Church Men's Shelter Standdown: **The single men's shelter (1211 South I Street), operated by Shiloh Baptist Church (Shiloh) and Valeo Vocation (Valeo), is currently preparing to standdown.** Valeo will continue to work with the current residents on their stability and housing plans during this transition and into permanent housing or other temporary solutions by **March 31, 2025**. After this date, Shiloh will continue to focus on providing housing services with their New Life housing program. Since opening in September 2021, the shelter has served 316 individuals, with 21 of the clients have confirmed being connected to permanent housing.

On January 13, 2025, there were 30 residents at the site and seven current residents are currently working with case management. Neighborhood and Community Services has begun meeting with Shiloh and Valeo weekly to assess operational needs and will continue to support the shelter during this transition. **The City is committed to ensuring that every resident has the option to transition to the new location or has an alternative shelter location should they wish by or before March 31, 2025.**

10. Inclement Weather Response Plan: Starting on Sunday, January 12, 2025, staff activated the City's inclement weather response. The response was extended through Wednesday, January 29, 2025, given forecasted overnight low temperatures below 32 degrees.

During the inclement weather response, the City has increased additional shelter capacity by 60 beds:

- **Catholic Community Services' Nativity House** (702 South 14th Street) will provide an additional 20 beds serving adults 18 and over.
- **Beacon Young Adult Shelter** (415 South 13th Street) will provide an additional 20 beds for young adults ages 18-24.
- **Saint Vincent de Paul** will provide up to 20 hotel vouchers for hotel rooms scattered throughout the City that can support all households as needed.

The City's Inclement Weather Policy is activated when overnight temperatures are forecast to reach 35 degrees with wind or rain or when overnight low temperatures are forecast to be 32 degrees or lower regardless of other weather. For the 2024-2025 winter weather season, Valeo is operating a 53-bed shelter at 813 MLK Jr. Way through March 31, 2025.

Referrals, for these sites, come through several partnership including shelter providers, outreach providers, and the City's Homeless Engagement and Alternatives Liaison Team.

11. Encampment Outreach: The City's Homeless Engagement and Alternatives Liaison (HEAL) Team (formerly the Homeless Outreach Team) performs encampment outreach throughout the week to provide individuals opportunities to connect to shelter, behavioral health, substance use and employment services. **For the week of January 13 - 17, 2025, staff visited 20 locations. This resulted in 55 contacts by the HEAL Team (30 new, and 25 repeat). Five individuals were placed in shelter.**

12. Senior Services Transition Update: In partnership with Parks Tacoma, the City of Tacoma has expanded senior services in Tacoma to more places (four locations vs. two locations), to facilities that are more easily accessible using public transportation options.

- **People's Community Center (1602 MLK Jr. Way 98405)**
- **Eastside Community Center (1721 East 56th Street, 98404)**
- **STAR Center (3873 South 66th Street, 98409)**
- **Center at Norpoint (4818 Nassau Avenue Northeast, 98422)**

The transition of senior services to Parks Tacoma began on **January 2, 2025**. The primary expansion is at Eastside Community Center and People's Community Center where Senior Hubs are located. **Senior Center operations at Lighthouse Activity Center will end on January 31, 2025**. Franke Tobey Jones and City of Tacoma staff continue encouraging participation at Parks Tacoma locations and listening to feedback that will inform services and the transition.

**City-funded transportation is available to the Parks Tacoma locations of Eastside Community Center and People's Community Center by calling Brotherhood RISE at: (253) 331-5146 before 3:00 p.m., the day before to schedule a pickup.**

13. Point in Time Count Temporary Pause on Encampment Removals: **The City of Tacoma is prioritizing outreach and identification of encampments for the 2025 Point in Time Count during the weeks of January 20th and 27th.** To facilitate this effort, during these two weeks, the City will temporarily pause non-emergent encampment removals from public property. **This pause does not apply to emergencies, removals from private property, or situations requiring immediate action.**

This approach is consistent with the City's practice during the 2024 Point in Time Count. The City has already communicated this plan to County partners and will also inform the Tacoma-Pierce County Coalition to End Homelessness. Removals will resume after the count.

14. Please see the attached City of Tacoma **Weekly Meeting Schedule**.

### **STUDY SESSION / WORK SESSION**

15. **The City Council Study Session of Tuesday, January 28, 2025, will be conducted as a hybrid meeting.** This meeting can be attended in-person at the Tacoma Municipal Building, Council Chambers, located at 747 Market Street on the 1<sup>st</sup> floor or be heard by dialing (253) 215 – 8782 or through Zoom at: [www.zoom.us/j/89496171192](https://www.zoom.us/j/89496171192) and entering the meeting ID 894 9617 1192; passcode 89659 when prompted. This meeting will be broadcast on TV Tacoma and Facebook.

Discussion items will include: (1) **City of Tacoma Budget**; (2) **Interim Executive Appointment Process**; (3) **Other Items of Interest**; (4) **Committee Reports**; (5) **Agenda Review and City Manager's Weekly Report**; (6) **Executive Session – Pending Litigation**; (7) **Closed Session – Labor Strategy**.

On our first agenda item, the City Manager, and staff from Finance and the Office of Management and Budget will discuss the **City of Tacoma's budget**.

On our second agenda item, staff from the Human Resources Department will provide a presentation outlining the overview of the **City's Interim Executive appointment process**.

16. The updated **Tentative City Council Forecast and Consolidated Standing Committee Calendar** are attached for your information.

**MARK YOUR CALENDARS**

17. You are invited to the below event:

- **Hilltop Healthy Kids & Family Carnival, Partners & Friends:** Saturday, February 22, 2025, 12:00 p.m. – 4:00 p.m., People's Community Center, 1602 MLK Jr. Way, Tacoma, 98405

Sincerely,  
Elizabeth Pauli



EAP: ram

City Manager



## City of Tacoma

## City Council Action Memorandum

**TO:** Elizabeth Pauli, City Manager  
**FROM:** Council Member John Hines and Christina Caan, Policy Analyst, City Manager's Office  
**COPY:** City Council and City Clerk  
**SUBJECT:** Resolution – Council contingency fund request to support the 76th Annual Golden Gloves Boxing Tournament in Tacoma  
**DATE:** January 16, 2025

---

### SUMMARY AND PURPOSE

A resolution authorizing a Council contingency fund expenditure of \$10,000 to support the 76th Annual Golden Gloves Boxing Tournament in Tacoma.

### COUNCIL SPONSORS

Council Member John Hines, Deputy Mayor Kiara Daniels, and Council Member Jamika Scott

**Council Contingency Fund Request:** This resolution requests a Council contingency fund expenditure of \$10,000 to support the 76th Annual Golden Gloves Boxing Tournament, presented by the Tacoma-Pierce Athletic Commission (TAC). This event is the longest-running amateur boxing tournament west of the Mississippi River and helps raise vital support for the TAC's Golden Gloves Boxing program and the Tacoma Boxing Club, located in South Tacoma. The TAC's Golden Gloves program and Tacoma Boxing Club are designed to encourage a positive lifestyle for at-risk youth and help provide low-income athletes across South Tacoma and citywide with access to financial assistance and support for engaging in boxing and athletic activity. The Tacoma Boxing Club offers conditioning exercises and boxing classes after school, five days a week.

- TAC is a non-profit organization dedicated to amateur sports and believes that young people learn important life lessons inside the boxing ring, including how to win graciously and how to accept defeat with the same maturity; being held accountable; what it means to work for something and attain it; to experience the self-empowering benefits of focus and determination; to not give up when the going gets tough; to live life with purpose, keeping their "eyes on the prize" for their future in any of their undertakings; and perhaps the greatest lesson is that of self-respect, which leads to respect for others.
- TAC has assisted many Tacoma and Pierce County athletes in national and international championships, including Olympic Gold Medalist Kay Hall, Boxing Gold Medalists Sugar Ray Seales and Leo Randolph, Bronze Medalist David Lee Armstrong, golfer Mark Sivara, gymnast Roni Barrlos, and track star Aaron Williams. Baseball star Ron Cey and football's Ahmad Rashad (then Bobby Moore) began their careers in Boys and Girls Clubs programs aided by the TAC.

The City of Tacoma's support would be acknowledged through the use of the City logo on advertising and promotion materials, as well as public recognition during the event. The event will not only raise awareness and support for helping low-income athletes and at-risk youth, but it is also expected to draw hundreds of spectators, athletes, and coaches from the surrounding region, generating income for hotels, restaurants, and other local businesses. The publicity generated by the event can also serve as a powerful marketing tool for Tacoma, attracting further tourism and investment opportunities. In addition, this event will help strengthen Tacoma's reputation as an inclusive, vibrant, sports-minded community.



## COMMUNITY ENGAGEMENT

The 76th Annual Golden Gloves Boxing Tournament is being promoted across Tacoma and past tournaments have been beloved community events. All proceeds from the event go to help TAC support local athletes in need and the Tacoma Boxing Club's ability to assist low-income athletes.

## 2025 STRATEGIC PRIORITIES

**Equity and Accessibility:** This event will help expand TAC and the Tacoma Boxing Club's ability to assist low-income and at-risk Tacoma athletes from South Tacoma and across the city, enabling them to reap the rewards of participating in boxing and sports. Through the Golden Gloves program and Tacoma Boxing Club, young people gain opportunities to meet and work with great role models who authentically care about them inside and outside of the gym. In addition, this work helps foster youth violence prevention by providing mentally and physically rewarding alternatives to gang activity, as well as a place in a community that encourages positive behavior and hard work at school. In addition, sports help young people learn vital life skills, including how to manage stress, set goals, and navigate multitasking and problem-solving. Physical activity also promotes well-being and health, which in turn improve sleep quality, memory skills, and mood.

**Civic Engagement:** *Equity Index Score:* Moderate Opportunity

Increase the percentage of residents who believe they are able to have a positive impact on the community and express trust in the public institutions in Tacoma.

**Livability:** *Equity Index Score:* Moderate Opportunity

Increase positive public perception of safety and overall quality of life.

**Economy/Workforce:** *Equity Index Score:* Moderate Opportunity

Increase positive public perception related to the Tacoma economy.

## ALTERNATIVES

| Alternative                              | Positive Impacts   | Negative Impacts   |
|--|--|--|
| Do not provide Council contingency funds | Council would preserve contingency funds for other priorities. | The event organizers would need to reduce the scope and scale of the event, making it potentially less accessible to the community and providing less community benefit. |

## EVALUATION AND FOLLOW UP

The City of Tacoma will provide information on how to apply for the Special Events Funding Program Application in future years.

## SPONSOR RECOMMENDATION

Sponsors recommend providing \$10,000 to support the 76th Annual Golden Gloves Boxing Tournament in Tacoma.



**FISCAL IMPACT**

| Fund Number & Name                 | COST OBJECT<br>(CC/WBS/ORDER) | Cost Element | Total Amount    |
|------------------------------------|-------------------------------|--------------|-----------------|
| 1. 1030 – Council Contingency Fund | 660000                        |              | \$10,000        |
| <b>TOTAL</b>                       |                               |              | <b>\$10,000</b> |

**What Funding is being used to support the expense?**

Council Contingency Funds

**Are the expenditures and revenues planned and budgeted in this biennium's current budget?**

The Council Contingency Fund provides an established amount of funding each year for unbudgeted Council sponsored initiatives.

**Are there financial costs or other impacts of not implementing the legislation?**

NO

**Will the legislation have an ongoing/recurring fiscal impact?**

NO

**Will the legislation change the City's FTE/personnel counts?**

NO

**ATTACHMENTS:**

None

**Contingency Commitments**

|      |    |            |
|------|----|------------|
| 2025 | \$ | 321,709.00 |
|------|----|------------|

**To Council January 28, 2025**

|   |    |           |
|---|----|-----------|
| Council Requested - Golden Gloves Sponsorship | \$ | 10,000.00 |
|---|----|-----------|

Council Contingency fund expenditure of \$10,000 to support the 76<sup>th</sup> Annual Golden Gloves Boxing Tournament in Tacoma.

|  |  |  |
|--|--|--|
|  |  |  |
|--|--|--|

|                       |    |            |
|-----------------------|----|------------|
| Starting Balance      | \$ | 321,709.00 |
| Total Amount Allotted | \$ | 10,000.00  |
| Current Balance       | \$ | 311,709.00 |





**TO:** Elizabeth A. Pauli, City Manager  
City Council

**FROM:** Ramiro A. Chavez, P.E. PgMP, Public Works Director/City Engineer  
Justin E. Davis, PW Facilities Management Division Manager  
Greg Muller, Senior Real Property Officer, PW Real Property Services

**CC:** Heather Pennington, Interim Water Superintendent, Tacoma Water  
Hyun Kim, Deputy City Manager  
Allyson Griffith, Interim Deputy City Manager

**SUBJECT:** Additional Information on Resolution No. 41600

**DATE:** January 21, 2025

DS  
RALPP

In response to Council Member questions at the January 14, 2025, Public Hearing regarding the proposed declaration of surplus and sale of a Tacoma Water property (sale property) to the Tacoma Sportsmen's Club Conservation Land Foundation, Public Works Real Property Services provides the following information:

**CM Diaz:**

**Question #1A: Who else owns property around the sale property?**

North: Tacoma Sportsmen's Club owns the majority of the property to the north, which includes the primary operations for their club. Also, to the north (west) is a large warehouse owned by Exeter Canyon Land LLC, which is leased to Amazon.

West: Pierce County owns all the property to the west, which includes Canyon Road East street right-of-way (ROW) and a stormwater detention pond.

South: Nine parcels are located to the south of the property. They are all privately owned, and the uses include a large warehouse, various contractor services yards, a gravel pit, and a vacant commercial lot adjoining Canyon Road. The owners, from west to east, are: Canyon Town Center LLC, Looker Properties LLC, OHS Properties LLC, 176 Holdings LLC (3 Parcels), CRP/VDC Canyon East Owner LLC (3 Parcels).

East: Four parcels are located to the east. They are all owned by Blue Sky Land Development LLC, which is in the process of permitting a large residential development including approximately 33 parcels and 127 acres. The four parcels immediately to the east are all heavily encumbered by wetlands, which will likely remain natural per Pierce County development restrictions.

**Question #1B: Why was the Tacoma Sportsmen's Club Conservation Land Foundation selected as the buyer?**

Tacoma Sportsmen's Club Conservation Land Foundation was selected as the buyer due to their funding partnerships with Pierce County and the Washington State Department of Ecology. With these partnerships, Tacoma Water can meet policy and legal requirements to receive fair market

value for the sale property, while at the same time ensuring Pierce County (the regulatory agency responsible for this property) can meet their conservation objectives by leveraging a private non-profit's property management obligations.

Tacoma Water has authorized the Tacoma Sportsmen's Club, Inc., a Washington Non-Profit corporation, to utilize the sale property for active and passive recreation pursuant to various leases, licenses, and/or permits dating back before 1946. Approximately 10 years ago, Tacoma Water determined the sale property was no longer needed for utility purposes and informed the Tacoma Sportsmen's Club they would need to either work towards vacating the sale property or secure funding to purchase the sale property to continue their operations. Since that time, the Tacoma Sportsmen's Club members created a new conservation group, Tacoma Sportsmen's Club Conservation Land Foundation (TSCCLF), that has partnered with Forterra NW, Inc. to seek grant funds for the sale property purchase, and TSCCLF has successfully received funding commitments from Pierce County Conservation Futures Fund (this transaction ranked first among all projects submitted for consideration in 2023) and the Washington State Department of Ecology.

With these funding commitments, the Tacoma Sportsmen's Club will continue their active recreation on 10 acres of the sale property, but the rest of the sale property (more than 100 acres) will be held by TSCCLF in perpetuity as open space with regular public access provided during reasonable hours and days, which will include passive recreational activities such as hiking, wildlife viewing, and nature study.

Both funding commitments by Pierce County and the Department of Ecology require the Tacoma Sportsmen's Club and TSCCLF to create and implement a property management plan, which defines long-term management objectives for the property, including forest management for wildlife, species diversity, forest health, removal of invasive species; site maintenance, restoration, or enhancement activities; detailed description of the best management practices for lead mitigation; and a plan for passive trails.

Finally, as part of the sale, the Tacoma Sportsmen's Club has agreed to indemnify the City of Tacoma against any and all claims associated with their past and future use of the sale property.

**Question #2: What are the requirements of the Washington State Department of Ecology (Ecology)?**

Response: Ecology has placed many conditions on the sale property via a Deed of Right to Use Land for Conservation Purposes to be executed as a condition of receiving grant funds for the purchase. These conditions are consistent with those of the Pierce County Conservation Futures Stewardship Agreement and Declaration of Restrictive Covenants (see response to CM Rumbaugh Question #1 below). It is important to note that Tacoma Public Utilities (TPU) was not involved in the negotiations between the buyer, Pierce County, and Ecology.

**Question #3: Was notice of the sale provided to any tribes?**

Response: As mentioned in the answer to Question 1B above, Tacoma Water entered into negotiations with TSCCLF as the current property permittee over 10 years ago.

TPU Surplus Real Property Policy No. 121 adopted in 2020 (and as revised in 2024) by the TPU Board has not applied to property sales where negotiations commenced prior to adoption/revision of the policy. This was to avoid changing course on long-standing surplus property sale

negotiations that were entered into in good faith, including, but not limited to, the proposed sale to the Tacoma Sportsmen's Club Conservation Land Foundation.

**CM Rumbaugh:**

**Question #1: Can the buyer sell the sale property and if so, what happens to the conservation restrictions/will the lands remain in conservation?**

Response: From TPU's perspective, the sale property is surplus and there is no further utility purpose in the sale property. Therefore, TPU has prepared a simple purchase and sale transaction. The buyer, however, was able to raise funds for the purchase by agreeing to certain conservation and development restrictions with Pierce County and the Department of Ecology. TPU's role has only been as a third-party cooperative public agency, but with no specific remaining interest. TPU's cooperation has allowed this transaction to develop (as TPU patiently waited for roughly 10 years for negotiations to be completed) but TPU was never a party to the negotiations between the buyer, Ecology, and Pierce County.

That being said, TPU understands that there is a general restriction on the further conveyance of the sale property, in addition to the development restrictions. Regarding conveyance, any new purchaser must either be (1) a public entity, or nonprofit historic preservation, or nature conservancy corporation who will continue to operate and maintain the property under the conservation restrictions; or, (2) be approved by Pierce County, who could deny the transfer or require additional restrictions. In any case, the conditions of the fully-executed Conservation Futures Stewardship Agreement and Declaration of Restrictive Covenants are intended to remain in place in perpetuity and apply to the entirety of the 113 acres and forever bind the buyer and any future owner. Moreover, restrictions are also in place prohibiting further subdivision of the land, commercial mining, mineral extraction or timber harvesting, and no further development rights may be exercised or transferred to another property.



City of Tacoma  
Police Department

## **Brief to Tacoma City Council: Tacoma Police Department's New Anti-Bias Tab Initiative**

**Subject:** Implementation of Anti-Bias Tab on Officer Dispatch Screens

### **Overview:**

On February 14, 2025, the Tacoma Police Department (TPD) is introducing an Anti-Bias Tab integrated into officers' dispatch screens to enhance data collection and ensure transparency in officer-initiated traffic stops. This initiative aligns with TPD's commitment to equity, unbiased policing, and compliance with **Revised Code of Washington (RCW) 43.101.410(f)**, which requires law enforcement agencies to, within fiscal constraints, **collect demographic data on traffic stops and analyze that data to ensure that racial profiling is not occurring.**

### **Functionality:**

The Anti-Bias Tab will prompt officers to input specific observational data regarding the contact, such as race and gender. This information will be determined using driver's license data or based on visible attributes and environmental context.

### **Goals:**

1. **Legal Compliance:** Aligning with RCW 43.101.410(f) to ensure racial profiling is not occurring.
2. **Community Trust:** Demonstrating accountability and fostering trust through data-informed policing.

### **Expected Outcomes:**

With this tool, TPD anticipates:

- **Informed Policy Development:** Data-driven insights will guide equitable policy decisions and training.
- **Enhanced Accountability:** Regular analysis of collected data will ensure alignment with anti-bias objectives and state requirements.

### **Next Steps:**

- **Training:** Officers will receive training on the tab's purpose and functionality.
- **Data Review:** Periodic audits of the collected data will be conducted to assess effectiveness, ensure compliance with RCW 43.101.410(f), and identify improvement areas.
- The Anti-Bias Tab represents a proactive step in fostering equitable policing practices, ensuring legal compliance, and reinforcing our commitment to serving the diverse Tacoma community with integrity and respect.



# Citywide Weekly Briefing for 13 January 2025 to 19 January 2025

The data is not National Incident Based Reporting System (NIBRS) compliant. Do not compare the results with any report using that standard. The data is dynamic and is subject to change and/or revision. The number of distinct offenses listed on a report are counted. This does not represent reports or individuals. All data is compared to last year for the same number of days or date range. Small numbers may cause large percent increases and decreases. Beginning 1 October 2022, there was a change in how TPD reports certain Aggravated Assaults and Destruction offenses.

| Offense Breakdown                                | 7 Days      |             | 28 Days     |             | Year to Date |             | 7 Days        | 28 Days       | YTD           |
|--|-------------|-------------|-------------|-------------|--------------|-------------|---------------|---------------|---------------|
|  | 13-Jan-2024 | 13-Jan-2025 | 23-Dec-2023 | 23-Dec-2024 | 01-Jan-2024  | 01-Jan-2025 |               |               |               |
|  | 19-Jan-2024 | 19-Jan-2025 | 19-Jan-2024 | 19-Jan-2025 | 19-Jan-2024  | 19-Jan-2025 |               |               |               |
| <b>Persons</b>                                   | <b>75</b>   | <b>60</b>   | <b>321</b>  | <b>266</b>  | <b>189</b>   | <b>193</b>  | 20.0%▼        | 17.1%▼        | 2.1%▲         |
| Assault  | 66          | 54          | 294         | 243         | 177          | 173         | 18.2%▼        | 17.3%▼        | 2.3%▼         |
| Homicide (doesn't include Negligent/Justifiable) | 0           | 0           | 1           | 1           | 0            | 1           | 0.0%          | 0.0%          | NC            |
| Kidnapping/Abduction                             | 3           | 1           | 8           | 4           | 3            | 4           | 66.7%▼        | 50.0%▼        | 33.3%▲        |
| Sex Offenses, Forcible                           | 6           | 5           | 18          | 18          | 9            | 15          | 16.7%▼        | 0.0%          | 66.7%▲        |
| <b>Property</b>                                  | <b>486</b>  | <b>194</b>  | <b>1766</b> | <b>1036</b> | <b>1153</b>  | <b>674</b>  | 60.1%▼        | 41.3%▼        | 41.5%▼        |
| Arson  | 3           | 0           | 10          | 3           | 8            | 1           | 100.0%▼       | 70.0%▼        | 87.5%▼        |
| Burglary/Breaking and Entering                   | 25          | 18          | 132         | 77          | 84           | 54          | 28.0%▼        | 41.7%▼        | 35.7%▼        |
| Counterfeiting/Forgery                           | 1           | 0           | 4           | 2           | 4            | 1           | 100.0%▼       | 50.0%▼        | 75.0%▼        |
| Destruction/Damage/Vandalism of Property         | 145         | 53          | 502         | 284         | 325          | 178         | 63.4%▼        | 43.4%▼        | 45.2%▼        |
| Fraud  | 10          | 6           | 45          | 21          | 34           | 18          | 40.0%▼        | 53.3%▼        | 47.1%▼        |
| Larceny/Theft                                    | 188         | 82          | 669         | 458         | 443          | 300         | 56.4%▼        | 31.5%▼        | 32.3%▼        |
| Motor Vehicle Theft                              | 101         | 29          | 329         | 148         | 213          | 93          | 71.3%▼        | 55.0%▼        | 56.3%▼        |
| Robbery  | 4           | 4           | 41          | 21          | 22           | 14          | 0.0%          | 48.8%▼        | 36.4%▼        |
| Stolen Property                                  | 9           | 2           | 28          | 15          | 16           | 10          | 77.8%▼        | 46.4%▼        | 37.5%▼        |
| <b>Society</b>                                   | <b>19</b>   | <b>11</b>   | <b>47</b>   | <b>50</b>   | <b>33</b>    | <b>30</b>   | 42.1%▼        | 6.4%▲         | 9.1%▼         |
| Drug/Narcotic                                    | 9           | 9           | 25          | 38          | 18           | 21          | 0.0%          | 52.0%▲        | 16.7%▲        |
| Pornography/Obscene Material                     | 1           | 0           | 4           | 1           | 2            | 1           | 100.0%▼       | 75.0%▼        | 50.0%▼        |
| Prostitution                                     | 0           | 1           | 0           | 1           | 0            | 1           | NC            | NC            | NC            |
| Weapon Law Violations                            | 9           | 1           | 18          | 10          | 13           | 7           | 88.9%▼        | 44.4%▼        | 46.2%▼        |
| <b>Citywide Totals</b>                           | <b>580</b>  | <b>265</b>  | <b>2134</b> | <b>1352</b> | <b>1375</b>  | <b>897</b>  | <b>54.3%▼</b> | <b>36.6%▼</b> | <b>34.8%▼</b> |

NC = Noncalculable

## Last 7 Days

### Notes:

- There were no Homicide offense(s) during the last 7 days.
- 83.3% (45/54) of the Assaults were coded Simple Assault.
- There were 43 DV-related offenses.
- 72.1% (31/43) of the DV-related offenses were Persons.
- 55.6% (30/54) of the Assaults were DV-related.
- DV-related Offenses: 53 ≥ 43
- There were no Gang-Related offense(s) during the last 7 days.
- Theft from Motor Vehicle: 83 ≥ 24

### Top 5 Locations - Compared to last year

- 4502 S Steele St: 14 ≥ 7
- 1554 Market St: 0 ≥ 4
- 3226 S Adams St: 0 ≥ 3
- 5211 South Tacoma Way: 1 ≥ 3
- 7050 Tacoma Mall Blvd: 1 ≥ 3
- 4801 Tacoma Mall Blvd: 1 ≥ 3
- 1913 S 72nd St: 0 ≥ 3
- There were 4 additional locations with 3.

### Top 5 Offense Locations - Compared to last year

- Apartment: 66 ≥ 46
- Street/Right Of Way: 104 ≥ 42
- Single Family Residence: 73 ≥ 38
- Parking Lot: 128 ≥ 33
- Other Business: 10 ≥ 11



## Sector 1 Weekly Briefing for 13 January 2025 to 19 January 2025

The data is not National Incident Based Reporting System (NIBRS) compliant. Do not compare the results with any report using that standard. The data is dynamic and is subject to change and/or revision. The number of distinct offenses listed on a report are counted. This does not represent reports or individuals. All data is compared to last year for the same number of days or date range. Small numbers may cause large percent increases and decreases. Beginning 1 October 2022, there was a change in how TPD reports certain Aggravated Assaults and Destruction offenses.

| Offense Breakdown                                | 7 Days      |             | 28 Days     |             | Year to Date |             | 7 Days         | 28 Days        | YTD            |
|--|-------------|-------------|-------------|-------------|--------------|-------------|----------------|----------------|----------------|
|  | 13-Jan-2024 | 13-Jan-2025 | 23-Dec-2023 | 23-Dec-2024 | 01-Jan-2024  | 01-Jan-2025 |                |                |                |
|  | 19-Jan-2024 | 19-Jan-2025 | 19-Jan-2024 | 19-Jan-2025 | 19-Jan-2024  | 19-Jan-2025 |                |                |                |
| <b>Persons</b>                                   | <b>15</b>   | <b>14</b>   | <b>70</b>   | <b>57</b>   | <b>42</b>    | <b>46</b>   | 6.7% ▼         | 18.6% ▼        | 9.5% ▲         |
| Assault  | 13          | 14          | 67          | 53          | 41           | 42          | 7.7% ▲         | 20.9% ▼        | 2.4% ▲         |
| Homicide (doesn't include Negligent/Justifiable) | 0           | 0           | 0           | 0           | 0            | 0           | 0.0%           | 0.0%           | 0.0%           |
| Kidnapping/Abduction                             | 1           | 0           | 2           | 1           | 1            | 1           | 100.0% ▼       | 50.0% ▼        | 0.0%           |
| Sex Offenses, Forcible                           | 1           | 0           | 1           | 3           | 0            | 3           | 100.0% ▼       | 200.0% ▲       | NC             |
| <b>Property</b>                                  | <b>138</b>  | <b>58</b>   | <b>477</b>  | <b>251</b>  | <b>309</b>   | <b>165</b>  | 58.0% ▼        | 47.4% ▼        | 46.6% ▼        |
| Arson  | 3           | 0           | 4           | 1           | 4            | 0           | 100.0% ▼       | 75.0% ▼        | 100.0% ▼       |
| Burglary/Breaking and Entering                   | 4           | 6           | 39          | 19          | 23           | 12          | 50.0% ▲        | 51.3% ▼        | 47.8% ▼        |
| Counterfeiting/Forgery                           | 0           | 0           | 0           | 0           | 0            | 0           | 0.0%           | 0.0%           | 0.0%           |
| Destruction/Damage/Vandalism of Property         | 51          | 23          | 165         | 90          | 114          | 57          | 54.9% ▼        | 45.5% ▼        | 50.0% ▼        |
| Fraud  | 4           | 0           | 11          | 4           | 5            | 2           | 100.0% ▼       | 63.6% ▼        | 60.0% ▼        |
| Larceny/Theft                                    | 44          | 19          | 162         | 89          | 97           | 57          | 56.8% ▼        | 45.1% ▼        | 41.2% ▼        |
| Motor Vehicle Theft                              | 30          | 8           | 87          | 38          | 62           | 29          | 73.3% ▼        | 56.3% ▼        | 53.2% ▼        |
| Robbery  | 1           | 2           | 4           | 5           | 2            | 4           | 100.0% ▲       | 25.0% ▲        | 100.0% ▲       |
| Stolen Property                                  | 1           | 0           | 4           | 3           | 1            | 2           | 100.0% ▼       | 25.0% ▼        | 100.0% ▲       |
| <b>Society</b>                                   | <b>4</b>    | <b>3</b>    | <b>8</b>    | <b>11</b>   | <b>7</b>     | <b>9</b>    | 25.0% ▼        | 37.5% ▲        | 28.6% ▲        |
| Drug/Narcotic                                    | 2           | 3           | 4           | 8           | 4            | 7           | 50.0% ▲        | 100.0% ▲       | 75.0% ▲        |
| Pornography/Obscene Material                     | 0           | 0           | 1           | 0           | 0            | 0           | 0.0%           | 100.0% ▼       | 0.0%           |
| Prostitution                                     | 0           | 0           | 0           | 0           | 0            | 0           | 0.0%           | 0.0%           | 0.0%           |
| Weapon Law Violations                            | 2           | 0           | 3           | 3           | 3            | 2           | 100.0% ▼       | 0.0%           | 33.3% ▼        |
| <b>Sector Totals</b>                             | <b>157</b>  | <b>75</b>   | <b>555</b>  | <b>319</b>  | <b>358</b>   | <b>220</b>  | <b>52.2% ▼</b> | <b>42.5% ▼</b> | <b>38.5% ▼</b> |

NC = Noncalculable

### Last 7 Days

#### Notes:

- There were no Homicide offense(s) during the last 7 days.
- 71.4% (10/14) of the Assaults were coded Simple Assault.
- There were 10 DV-related offenses.
- 70.0% (7/10) of the DV-related offenses were Persons.
- 50.0% (7/14) of the Assaults were DV-related.
- DV-related Offenses: 13 ↘ 10
- There were no Gang-Related offense(s) during the last 7 days.
- Theft from Motor Vehicle: 32 ↘ 8

#### Top 5 Locations - Compared to last year

- 1554 Market St: 0 ↗ 4
- 901 S 9th St: 0 ↗ 3
- 1320 Broadway: 0 ↗ 3
- 1938 Pacific Ave: 0 ↗ 2
- 1815 E D St: 0 ↗ 2
- 1148 Broadway: 0 ↗ 2
- 2368 Yakima Ave: 0 ↗ 2
- There were 15 additional locations with 2.

#### Top 5 Offense Locations - Compared to last year

- Apartment: 17 ↗ 19
- Street/Right Of Way: 31 ↘ 9
- Single Family Residence: 7 ↔ 7
- Parking Lot: 53 ↘ 6
- Service (Gas) Station: 3 ↗ 5



## Sector 2 Weekly Briefing for 13 January 2025 to 19 January 2025

The data is not National Incident Based Reporting System (NIBRS) compliant. Do not compare the results with any report using that standard. The data is dynamic and is subject to change and/or revision. The number of distinct offenses listed on a report are counted. This does not represent reports or individuals. All data is compared to last year for the same number of days or date range. Small numbers may cause large percent increases and decreases. Beginning 1 October 2022, there was a change in how TPD reports certain Aggravated Assaults and Destruction offenses.

| Offense Breakdown                                | 7 Days      |             | 28 Days     |             | Year to Date |             | 7 Days  | 28 Days | YTD     |
|--|-------------|-------------|-------------|-------------|--------------|-------------|---------|---------|---------|
|  | 13-Jan-2024 | 13-Jan-2025 | 23-Dec-2023 | 23-Dec-2024 | 01-Jan-2024  | 01-Jan-2025 |         |         |         |
|  | 19-Jan-2024 | 19-Jan-2025 | 19-Jan-2024 | 19-Jan-2025 | 19-Jan-2024  | 19-Jan-2025 |         |         |         |
| <b>Persons</b>                                   | <b>20</b>   | <b>13</b>   | <b>79</b>   | <b>71</b>   | <b>51</b>    | <b>50</b>   | 35.0%▼  | 10.1%▼  | 2.0%▼   |
| Assault  | 19          | 10          | 75          | 61          | 48           | 42          | 47.4%▼  | 18.7%▼  | 12.5%▼  |
| Homicide (doesn't include Negligent/Justifiable) | 0           | 0           | 0           | 1           | 0            | 1           | 0.0%    | NC      | NC      |
| Kidnapping/Abduction                             | 1           | 0           | 1           | 2           | 1            | 2           | 100.0%▼ | 100.0%▲ | 100.0%▲ |
| Sex Offenses, Forcible                           | 0           | 3           | 3           | 7           | 2            | 5           | NC      | 133.3%▲ | 150.0%▲ |
| <b>Property</b>                                  | <b>152</b>  | <b>40</b>   | <b>471</b>  | <b>277</b>  | <b>317</b>   | <b>163</b>  | 73.7%▼  | 41.2%▼  | 48.6%▼  |
| Arson  | 0           | 0           | 3           | 1           | 2            | 0           | 0.0%    | 66.7%▼  | 100.0%▼ |
| Burglary/Breaking and Entering                   | 6           | 3           | 25          | 18          | 22           | 14          | 50.0%▼  | 28.0%▼  | 36.4%▼  |
| Counterfeiting/Forgery                           | 0           | 0           | 3           | 1           | 3            | 0           | 0.0%    | 66.7%▼  | 100.0%▼ |
| Destruction/Damage/Vandalism of Property         | 48          | 11          | 135         | 76          | 83           | 45          | 77.1%▼  | 43.7%▼  | 45.8%▼  |
| Fraud  | 2           | 3           | 8           | 5           | 6            | 5           | 50.0%▲  | 37.5%▼  | 16.7%▼  |
| Larceny/Theft                                    | 68          | 18          | 202         | 128         | 140          | 70          | 73.5%▼  | 36.6%▼  | 50.0%▼  |
| Motor Vehicle Theft                              | 27          | 5           | 76          | 38          | 52           | 23          | 81.5%▼  | 50.0%▼  | 55.8%▼  |
| Robbery  | 1           | 0           | 17          | 7           | 7            | 3           | 100.0%▼ | 58.8%▼  | 57.1%▼  |
| Stolen Property                                  | 0           | 0           | 1           | 1           | 1            | 1           | 0.0%    | 0.0%    | 0.0%    |
| <b>Society</b>                                   | <b>1</b>    | <b>0</b>    | <b>3</b>    | <b>5</b>    | <b>2</b>     | <b>3</b>    | 100.0%▼ | 66.7%▲  | 50.0%▲  |
| Drug/Narcotic                                    | 1           | 0           | 2           | 3           | 2            | 1           | 100.0%▼ | 50.0%▲  | 50.0%▼  |
| Pornography/Obscene Material                     | 0           | 0           | 0           | 0           | 0            | 0           | 0.0%    | 0.0%    | 0.0%    |
| Prostitution                                     | 0           | 0           | 0           | 0           | 0            | 0           | 0.0%    | 0.0%    | 0.0%    |
| Weapon Law Violations                            | 0           | 0           | 1           | 2           | 0            | 2           | 0.0%    | 100.0%▲ | NC      |
| <b>Sector Totals</b>                             | <b>173</b>  | <b>53</b>   | <b>553</b>  | <b>353</b>  | <b>370</b>   | <b>216</b>  | 69.4%▼  | 36.2%▼  | 41.6%▼  |

NC = Noncalculable

### Last 7 Days

#### Notes:

- There were no Homicide offense(s) during the last 7 days.
- 100.0% (10/10) of the Assaults were coded Simple Assault.
- There were 11 DV-related offenses.
- 63.6% (7/11) of the DV-related offenses were Persons.
- 70.0% (7/10) of the Assaults were DV-related.
- DV-related Offenses: 16 ↘ 11
- There were no Gang-Related offense(s) during the last 7 days.
- Theft from Motor Vehicle: 28 ↘ 8

#### Top 5 Locations - Compared to last year

- 6323 6th Ave: 1 ↗ 2
- 3919 N 35th St: 0 ↗ 2
- 6501 S 19th St: 0 ↗ 2
- 2802 N Narrows Dr: 0 ↗ 2
- 102 N G St: 0 ↗ 2
- 4505 S 19th St: 2 ↔ 2
- 402 St Helens Ave: 0 ↗ 2

#### Top 5 Offense Locations - Compared to last year

- Apartment: 20 ↘ 12
- Single Family Residence: 35 ↘ 10
- Street/Right Of Way: 39 ↘ 9
- Parking Lot: 29 ↘ 5
- Other Business: 4 ↘ 3



## Sector 3 Weekly Briefing for 13 January 2025 to 19 January 2025

The data is not National Incident Based Reporting System (NIBRS) compliant. Do not compare the results with any report using that standard. The data is dynamic and is subject to change and/or revision. The number of distinct offenses listed on a report are counted. This does not represent reports or individuals. All data is compared to last year for the same number of days or date range. Small numbers may cause large percent increases and decreases. Beginning 1 October 2022, there was a change in how TPD reports certain Aggravated Assaults and Destruction offenses.

| Offense Breakdown                                | 7 Days      |             | 28 Days     |             | Year to Date |             | 7 Days        | 28 Days       | YTD           |
|--|-------------|-------------|-------------|-------------|--------------|-------------|---------------|---------------|---------------|
|  | 13-Jan-2024 | 13-Jan-2025 | 23-Dec-2023 | 23-Dec-2024 | 01-Jan-2024  | 01-Jan-2025 |               |               |               |
|  | 19-Jan-2024 | 19-Jan-2025 | 19-Jan-2024 | 19-Jan-2025 | 19-Jan-2024  | 19-Jan-2025 |               |               |               |
| <b>Persons</b>                                   | <b>24</b>   | <b>15</b>   | <b>81</b>   | <b>52</b>   | <b>43</b>    | <b>36</b>   | 37.5%▼        | 35.8%▼        | 16.3%▼        |
| Assault  | 21          | 13          | 72          | 50          | 37           | 34          | 38.1%▼        | 30.6%▼        | 8.1%▼         |
| Homicide (doesn't include Negligent/Justifiable) | 0           | 0           | 0           | 0           | 0            | 0           | 0.0%          | 0.0%          | 0.0%          |
| Kidnapping/Abduction                             | 0           | 1           | 2           | 1           | 1            | 1           | NC            | 50.0%▼        | 0.0%          |
| Sex Offenses, Forcible                           | 3           | 1           | 7           | 1           | 5            | 1           | 66.7%▼        | 85.7%▼        | 80.0%▼        |
| <b>Property</b>                                  | <b>102</b>  | <b>54</b>   | <b>444</b>  | <b>288</b>  | <b>277</b>   | <b>204</b>  | 47.1%▼        | 35.1%▼        | 26.4%▼        |
| Arson  | 0           | 0           | 1           | 1           | 1            | 1           | 0.0%          | 0.0%          | 0.0%          |
| Burglary/Breaking and Entering                   | 4           | 5           | 35          | 18          | 17           | 15          | 25.0%▲        | 48.6%▼        | 11.8%▼        |
| Counterfeiting/Forgery                           | 1           | 0           | 1           | 0           | 1            | 0           | 100.0%▼       | 100.0%▼       | 100.0%▼       |
| Destruction/Damage/Vandalism of Property         | 28          | 11          | 112         | 68          | 65           | 44          | 60.7%▼        | 39.3%▼        | 32.3%▼        |
| Fraud  | 2           | 2           | 11          | 5           | 10           | 4           | 0.0%          | 54.5%▼        | 60.0%▼        |
| Larceny/Theft                                    | 42          | 25          | 179         | 159         | 119          | 116         | 40.5%▼        | 11.2%▼        | 2.5%▼         |
| Motor Vehicle Theft                              | 21          | 9           | 86          | 30          | 50           | 20          | 57.1%▼        | 65.1%▼        | 60.0%▼        |
| Robbery  | 0           | 0           | 8           | 1           | 6            | 1           | 0.0%          | 87.5%▼        | 83.3%▼        |
| Stolen Property                                  | 4           | 2           | 10          | 4           | 7            | 3           | 50.0%▼        | 60.0%▼        | 57.1%▼        |
| <b>Society</b>                                   | <b>11</b>   | <b>6</b>    | <b>17</b>   | <b>17</b>   | <b>12</b>    | <b>13</b>   | 45.5%▼        | 0.0%          | 8.3%▲         |
| Drug/Narcotic                                    | 4           | 5           | 7           | 13          | 4            | 9           | 25.0%▲        | 85.7%▲        | 125.0%▲       |
| Pornography/Obscene Material                     | 1           | 0           | 2           | 1           | 1            | 1           | 100.0%▼       | 50.0%▼        | 0.0%          |
| Prostitution                                     | 0           | 1           | 0           | 1           | 0            | 1           | NC            | NC            | NC            |
| Weapon Law Violations                            | 6           | 0           | 8           | 2           | 7            | 2           | 100.0%▼       | 75.0%▼        | 71.4%▼        |
| <b>Sector Totals</b>                             | <b>137</b>  | <b>75</b>   | <b>542</b>  | <b>357</b>  | <b>332</b>   | <b>253</b>  | <b>45.3%▼</b> | <b>34.1%▼</b> | <b>23.8%▼</b> |

NC = Noncalculable

### Last 7 Days

#### Notes:

- There were no Homicide offense(s) during the last 7 days.
- 92.3% (12/13) of the Assaults were coded Simple Assault.
- There were 11 DV-related offenses.
- 81.8% (9/11) of the DV-related offenses were Persons.
- 61.5% (8/13) of the Assaults were DV-related.
- DV-related Offenses: 12 ▾ 11
- There were no Gang-Related offense(s) during the last 7 days.
- Theft from Motor Vehicle: 17 ▾ 8

#### Top 5 Locations - Compared to last year

- 4502 S Steele St: 14 ▾ 7
- 3226 S Adams St: 0 ↗ 3
- 7050 Tacoma Mall Blvd: 1 ↗ 3
- 1913 S 72nd St: 0 ↗ 3
- 2505 S 38th St: 2 ↗ 3
- 5211 South Tacoma Way: 1 ↗ 3
- 4215 S 30th St: 0 ↗ 3
- 4801 Tacoma Mall Blvd: 1 ↗ 3

#### Top 5 Offense Locations - Compared to last year

- Parking Lot: 29 ▾ 19
- Street/Right Of Way: 17 ▾ 13
- Single Family Residence: 8 ↗ 9
- Shopping Mall/Plaza Common Area: 2 ↗ 4
- Department Store: 9 ▾ 3
- Hardware Related Business: 0 ↗ 3
- Apartment: 22 ▾ 3





## Sector 4 Weekly Briefing for 13 January 2025 to 19 January 2025

The data is not National Incident Based Reporting System (NIBRS) compliant. Do not compare the results with any report using that standard. The data is dynamic and is subject to change and/or revision. The number of distinct offenses listed on a report are counted. This does not represent reports or individuals. All data is compared to last year for the same number of days or date range. Small numbers may cause large percent increases and decreases. Beginning 1 October 2022, there was a change in how TPD reports certain Aggravated Assaults and Destruction offenses.

| Offense Breakdown                                | 7 Days      |             | 28 Days     |             | Year to Date |             | 7 Days        | 28 Days       | YTD           |
|--|-------------|-------------|-------------|-------------|--------------|-------------|---------------|---------------|---------------|
|  | 13-Jan-2024 | 13-Jan-2025 | 23-Dec-2023 | 23-Dec-2024 | 01-Jan-2024  | 01-Jan-2025 |               |               |               |
|  | 19-Jan-2024 | 19-Jan-2025 | 19-Jan-2024 | 19-Jan-2025 | 19-Jan-2024  | 19-Jan-2025 |               |               |               |
| <b>Persons</b>                                   | <b>16</b>   | <b>18</b>   | <b>91</b>   | <b>86</b>   | <b>53</b>    | <b>61</b>   | <b>12.5%▲</b> | <b>5.5%▼</b>  | <b>15.1%▲</b> |
| Assault  | 13          | 17          | 80          | 79          | 51           | 55          | 30.8%▲        | 1.3%▼         | 7.8%▲         |
| Homicide (doesn't include Negligent/Justifiable) | 0           | 0           | 1           | 0           | 0            | 0           | 0.0%          | 100.0%▼       | 0.0%          |
| Kidnapping/Abduction                             | 1           | 0           | 3           | 0           | 0            | 0           | 100.0%▼       | 100.0%▼       | 0.0%          |
| Sex Offenses, Forcible                           | 2           | 1           | 7           | 7           | 2            | 6           | 50.0%▼        | 0.0%          | 200.0%▲       |
| <b>Property</b>                                  | <b>94</b>   | <b>42</b>   | <b>374</b>  | <b>220</b>  | <b>250</b>   | <b>142</b>  | <b>55.3%▼</b> | <b>41.2%▼</b> | <b>43.2%▼</b> |
| Arson  | 0           | 0           | 2           | 0           | 1            | 0           | 0.0%          | 100.0%▼       | 100.0%▼       |
| Burglary/Breaking and Entering                   | 11          | 4           | 33          | 22          | 22           | 13          | 63.6%▼        | 33.3%▼        | 40.9%▼        |
| Counterfeiting/Forgery                           | 0           | 0           | 0           | 1           | 0            | 1           | 0.0%          | NC            | NC            |
| Destruction/Damage/Vandalism of Property         | 18          | 8           | 90          | 50          | 63           | 32          | 55.6%▼        | 44.4%▼        | 49.2%▼        |
| Fraud  | 2           | 1           | 15          | 7           | 13           | 7           | 50.0%▼        | 53.3%▼        | 46.2%▼        |
| Larceny/Theft                                    | 34          | 20          | 126         | 82          | 87           | 57          | 41.2%▼        | 34.9%▼        | 34.5%▼        |
| Motor Vehicle Theft                              | 23          | 7           | 80          | 42          | 49           | 21          | 69.6%▼        | 47.5%▼        | 57.1%▼        |
| Robbery  | 2           | 2           | 12          | 8           | 7            | 6           | 0.0%          | 33.3%▼        | 14.3%▼        |
| Stolen Property                                  | 4           | 0           | 13          | 7           | 7            | 4           | 100.0%▼       | 46.2%▼        | 42.9%▼        |
| <b>Society</b>                                   | <b>3</b>    | <b>2</b>    | <b>19</b>   | <b>17</b>   | <b>12</b>    | <b>5</b>    | <b>33.3%▼</b> | <b>10.5%▼</b> | <b>58.3%▼</b> |
| Drug/Narcotic                                    | 2           | 1           | 12          | 14          | 8            | 4           | 50.0%▼        | 16.7%▲        | 50.0%▼        |
| Pornography/Obscene Material                     | 0           | 0           | 1           | 0           | 1            | 0           | 0.0%          | 100.0%▼       | 100.0%▼       |
| Prostitution                                     | 0           | 0           | 0           | 0           | 0            | 0           | 0.0%          | 0.0%          | 0.0%          |
| Weapon Law Violations                            | 1           | 1           | 6           | 3           | 3            | 1           | 0.0%          | 50.0%▼        | 66.7%▼        |
| <b>Sector Totals</b>                             | <b>113</b>  | <b>62</b>   | <b>484</b>  | <b>323</b>  | <b>315</b>   | <b>208</b>  | <b>45.1%▼</b> | <b>33.3%▼</b> | <b>34.0%▼</b> |

NC = Noncalculable

### Last 7 Days

#### Notes:

- There were no Homicide offense(s) during the last 7 days.
- 76.5% (13/17) of the Assaults were coded Simple Assault.
- There were 11 DV-related offenses.
- 72.7% (8/11) of the DV-related offenses were Persons.
- 47.1% (8/17) of the Assaults were DV-related.
- DV-related Offenses: 12 ▾ 11
- There were no Gang-Related offense(s) during the last 7 days.
- Theft from Motor Vehicle: 6 ▾ 0

#### Top 5 Locations - Compared to last year

- 7041 Pacific Ave: 0 ↗ 2
- E 32nd St & E Portland Ave: 0 ↗ 2
- 707 S 56th St: 1 ↗ 2
- 3101 E D St: 0 ↗ 2
- 4050 Pacific Ave: 0 ↗ 2
- 322 E Wright Ave: 0 ↗ 2
- 6819 Pacific Ave: 0 ↗ 2

#### Top 5 Offense Locations - Compared to last year

- Apartment: 7 ↗ 12
- Single Family Residence: 23 ▾ 12
- Street/Right Of Way: 17 ▾ 11
- Other Business: 0 ↗ 5
- Parking Lot: 17 ▾ 3



# Tacoma City Council Constituent Intake Website Data Report: January 2025

Total Request  
Submissions

60

Total Submissions

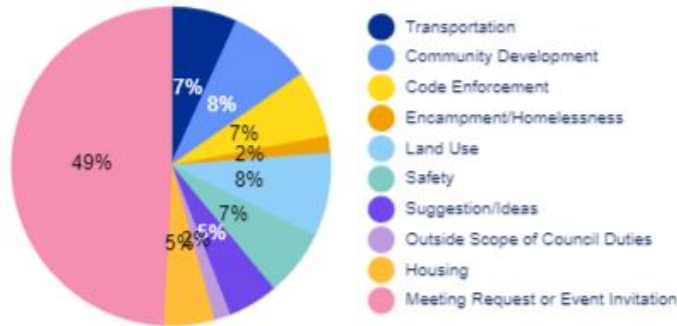
Request  
Submissions

32

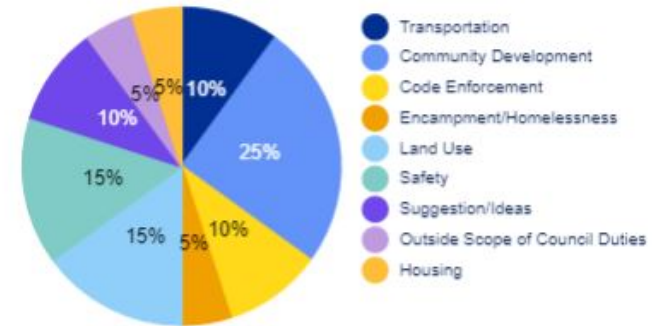
Inquiries that include  
+1 Council Member

## Topic Codes

### Summary

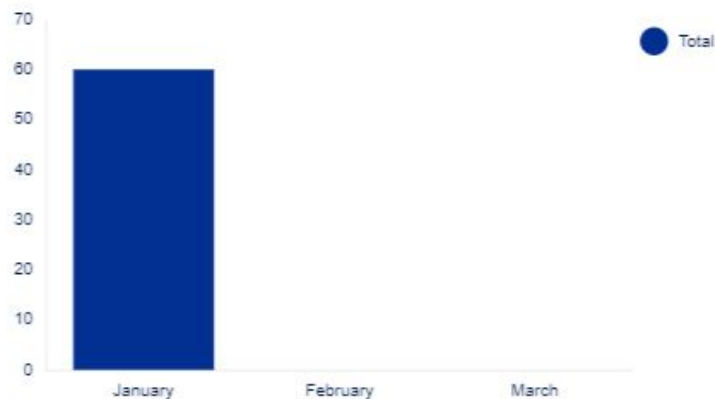


### Last 14 Days

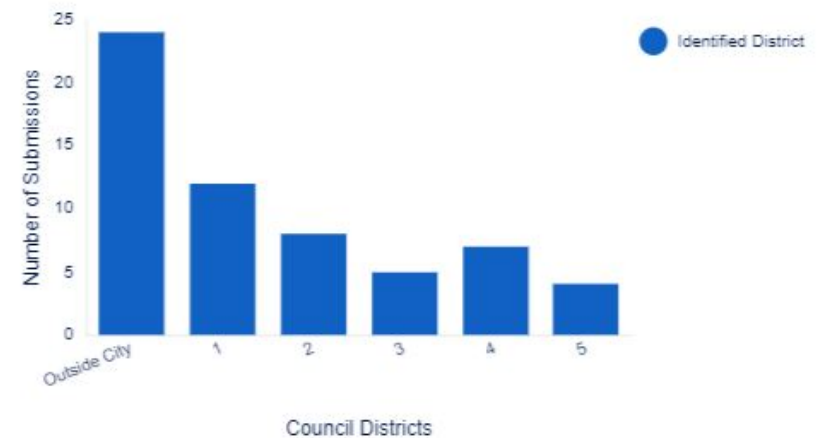


## Submission Summary

### Submissions by Month



### Submissions by Council District



**Contact:** Karyssa Mathison, Constituent Relations Analyst  
kmathison@cityoftacoma.org





## MEMORANDUM

**TO:** Elizabeth A. Pauli, City Manager  
**FROM:** Anna Le, Management Fellow  
**COPY:** City Council; City Clerk; Vicky McLaurin, Systems and Strategy Division Manager; Katie Johnston, Interim Director, Neighborhood and Community Services  
**DATE:** January 17, 2025  
**SUBJECT:** December 2024 Neighborhood Council Liaison Report

### SUMMARY:

The purpose of this memo is to provide a summary of topics and concerns discussed at the eight Neighborhood Councils and the Community Council of Tacoma during the month of December 2024. These items have been identified by the City Manager's Office liaison to each council as important or useful to bring to the City Council and City Manager's attention.

Questions regarding the Neighborhood Councils can be directed to the Program Coordinator at [NeighborhoodCouncils@cityoftacoma.org](mailto:NeighborhoodCouncils@cityoftacoma.org).

### TOPICS AND CONCERNS:

**The Community Council of Tacoma and East Side, Northeast Tacoma, South End, South Tacoma, and West End Neighborhood Councils did not meet in December.**

#### Central Tacoma Neighborhood Council

The Central Neighborhood Council held a brief, virtual meeting on December 5<sup>th</sup>. Approximately five residents attended. The agenda included a Treasurer's Report and an announcement that their Chair has moved out of the neighborhood, leaving that officer position vacant.

#### New Tacoma Neighborhood Council

The New Tacoma Neighborhood Council held an end-of-year social event on December 11<sup>th</sup>, in place of their general membership meeting. Approximately 15 community members, Councilmember Rumbaugh, and other elected officials attended. Liaisons from the City Manager's Office, Tacoma Police, and the Tacoma Public Library also joined the festivities.

#### North End Neighborhood Council

Approximately 30 people and Deputy Mayor Hines attended the North End Neighborhood Council meeting on December 2<sup>nd</sup> in-person. The Pierce County Assessor-Treasurer provided an overview of the MFTE program and discussed impacts to the Proctor neighborhood. Attendees raised concerns about the intentions of the MFTE program and asked how affordability requirements are monitored. Planning and Development Services delivered a presentation on Home in Tacoma. One attendee asked about Amici House and appreciated the updated FAQs on the City's website.



## MEETINGS FOR THE WEEK OF JANUARY 27, 2025 THROUGH JANUARY 31, 2025

| TIME                               | MEETING   | LOCATION   |
|------------------------------------|---|--|
| <b>MONDAY, JANUARY 27, 2025</b>    |   |  |
| 5:00 PM                            | Local Improvement District (LID) Hearings*      | 747 Market St., Municipal Bldg., Council Chambers<br>Visit <a href="http://www.cityoftacoma.org/hearingexaminer">www.cityoftacoma.org/hearingexaminer</a>  |
| 5:30 PM                            | Bicycle and Pedestrian Technical Advisory Group | 747 Market St., Municipal Bldg., Conf. Rm. 248<br>Join Zoom Meeting at: <a href="https://zoom.us/j/99545896138">https://zoom.us/j/99545896138</a><br>Telephonic: Dial 253-215-8782<br>Meeting ID: 995 4589 6138 Passcode: 762319   |
| 5:30 PM                            | Commission on Immigrant and Refugee Affairs     | 747 Market St., Municipal Bldg., Conf. Rm. 243<br>Join Zoom Meeting at: <a href="https://zoom.us/j/82877122622">https://zoom.us/j/82877122622</a><br>Telephonic: Dial 253-215-8782<br>Meeting ID: 828 7712 2622 Passcode: 98402  |
| <b>TUESDAY, JANUARY 28, 2025</b>   |   |  |
| 9:00 AM                            | Hearing Examiner's Hearing*                     | 747 Market St., Municipal Bldg., Council Chambers<br>Visit <a href="http://www.cityoftacoma.org/hearingexaminer">www.cityoftacoma.org/hearingexaminer</a>  |
| 10:00 AM                           | Economic Development Committee                  | 747 Market St., Municipal Bldg., Conf. Rm. 248<br>Join Zoom Meeting at: <a href="https://zoom.us/j/88227539908">https://zoom.us/j/88227539908</a><br>Telephonic: Dial 253-215-8782<br>Meeting ID: 882 2753 9908 Passcode: 614650   |
| 11:15 AM                           | Bid Opening**                                   | 3628 S. 35th St., Public Utilities Bldg., ABN-M1<br>Join Zoom Meeting at: <a href="https://zoom.us/j/88402380573">https://zoom.us/j/88402380573</a><br>Telephonic: Dial 253-215-8782<br>Meeting ID: 884 0268 0573 Passcode: 070737<br>Visit <a href="http://www.tacomapurchasing.org">www.tacomapurchasing.org</a> |
| NOON                               | City Council Study Session                      | 747 Market St., Municipal Bldg., Council Chambers<br>Join Zoom Meeting at: <a href="https://zoom.us/j/89496171192">https://zoom.us/j/89496171192</a><br>Telephonic: Dial 253-215-8782<br>Meeting ID: 894 9617 1192 Passcode: 896569  |
| 5:00 PM                            | City Council Meeting                            | 747 Market St., Municipal Bldg., Council Chambers<br>Join Zoom Meeting at: <a href="https://zoom.us/j/84834233126">https://zoom.us/j/84834233126</a><br>Telephonic: Dial 253-215-8782<br>Meeting ID: 848 3423 3126 Passcode: 349099  |
| <b>WEDNESDAY, JANUARY 29, 2025</b> |   |  |
| NO MEETINGS SCHEDULED              |   |  |
| <b>THURSDAY, JANUARY 30, 2025</b>  |   |  |
| 9:00 AM                            | Hearing Examiner's Hearing*                     | 747 Market St., Municipal Bldg., Council Chambers<br>Visit <a href="http://www.cityoftacoma.org/hearingexaminer">www.cityoftacoma.org/hearingexaminer</a>  |
| <b>FRIDAY, JANUARY 31, 2025</b>    |   |  |
| 9:00 AM                            | City Council Special Meeting – Workshop         | 326 East “D” St., Center for Urban Waters Commencement Bay Conf. Rm.   |



Meeting sites are accessible to people with disabilities. People with disabilities requiring special accommodations should contact the appropriate department(s) 48 hours prior to the meeting time.

\* Hearing Examiner's Hearings and Local Improvement District Meetings meet on an as-needed basis. Contact the Hearing Examiner's Office at 253-591-5195 to confirm whether a meeting will be held this week. Hearings may be held at various times throughout the day.

\*\* Bid Opening will be held on an as-needed basis. Contact the Finance Procurement and Payables Office at 253-502-8468 or [www.tacomapurchasing.org](http://www.tacomapurchasing.org) to confirm whether Bid Opening will be held.

| Date              | Meeting  | Subject  | Department   | Background  |
|-------------------|--|--|--|---|
| January 24, 2025  | Special Meeting - Committee of the Whole (hybrid/ Council Chambers)<br>1:00 - 4:00 p.m.                          | Budget Reduction and Revenue Strategy  | City Manager Pauli, Finance - Andy Cherullo,<br>Office of Management and Budget - Reid<br>Bennion  |   |
| January 28, 2025  | Study Session (Hybrid Council Chambers / Dial-in 12:00 p.m.)   | Budget Reduction and Revenue Strategy  | City Manager Pauli, Finance - Andy Cherullo,<br>Office of Management and Budget - Reid<br>Bennion  |   |
|                   |  | Interim Executive Appointments Process   | Human Resources - Shelby Fritz   | Staff from the Human Resources Department will discuss the Interim<br>Executive appointment process   |
| January 31, 2025  | Special Meeting - Tacoma City Council Workshop 9:00 a.m. - 4:00 p.m., Center for Urban Waters                    |  |  |   |
|                   | City Council Meeting (hybrid Council Chambers /dial-in 5:00 PM)  |  |  |   |
| February 4, 2025  | Study Session (Hybrid Council Chambers / Dial-in 12:00 p.m.)   | South Tacoma Ground Water Protection District Public Hearing Prep                        | Planning and Development Services - Maryam<br>Moeinian, Stephen Atkinson, Tacoma Water -<br>Glen George, TPCHD - Erin Dilworth * Esther<br>Beaumier , ES - Dana Deleon and | The purpose of this presentation is to prepare for the public hearing<br>on the extension of the moratorium for the South Tacoma Ground<br>Water Protection District (STGPD).   |
|                   |  | Draft Environmental Impact Statement (DEIS) Tacoma Dome Link<br>Extension Project (TDLE) | Planning and Development Services - Brian<br>Boudet, Sound Transit - Andrew Austin, Diane<br>Wiatr, Curvie Hawkins   | Staff from the Planning and Development Services Department and<br>Sound Transit will provide an update on key regional transportation<br>projects, with a particular focus on the Tacoma Dome Link Extension<br>(TDLE) and the Draft Environmental Impact Statement that has been<br>issued and is currently within the public comment period. |
|                   |  | Other Items of Interest - Tree Preservation for Non - Development<br>Sites               | Council Member Walker  | Council Member Walker will provide a discussion on the Upcoming<br>discussion regarding tree preservation in the Infrastructure, Planning<br>and Sustainability Committee   |
|                   | City Council Meeting (hybrid Council Chambers /dial-in 5:00 PM)  |  |  |   |
| February 11, 2025 | Joint City Council / Tacoma Public Utility Board Study Session (Hybrid<br>Council Chambers / Dial-in 12:00 p.m.) | Post Issuance Compliance Training  | Finance Michael San Soucie, Pacicia Law Group  | Post Issuance Compliance Training presented by bond counsel. This<br>training is required on an annual basis for both City Council and TPU<br>Board in relation to bond issuances.  |
|                   |  | Cascade Water Alliance   | Tacoma Public Utilities  |   |
|                   |  | 2025 Federal Legislative Agenda  | City Manager's Office Sonja Hallum, Andrea<br>Roper & Alex MacBain, Covino, Smith & Simon -<br>Jennifer Covino, Tacoma Public Utilities Rosa<br>McLeod                     |   |
|                   |  | City Council Briefing on Draft One Tacoma Plan   | Planning and Development - Stephen Atkinson,<br>Maryam Moeinian, Carrie Wilhelme. Public<br>Works - Carrie Wilhelme  | The draft plan is scheduled to be released on February 5, 2025, and<br>we would like to update the City Council shortly thereafter. The first<br>public hearing for the plan update is tentatively scheduled for March<br>5, 2025, during the Planning Commission meeting. We have a state<br>deadline to adopt this plan by June 2025          |
|                   | City Council Meeting (hybrid Council Chambers /dial-in 5:00 PM)  |  |  |   |
| February 18, 2025 | *Cancelled   |  |  |   |
| February 25, 2025 | Study Session (Hybrid Council Chambers / Dial-in 12:00 p.m.)   | TideFlats Subarea Plan   | Planning and Development - Stephen Atkinson  | Staff will provide the City Council with an overview of the Steering<br>Committee's recommendations and next steps; the schedule for the<br>Planning Commission's public review and comment period; and<br>tentative timeline for Council consideration.  |
|                   |  | Black History Project Updates  | Planning and Development Services, Historic<br>Preservation - Reuben McKnight  | Provide a briefing on the recent historic property survey of sites<br>associated with Black History in Tacoma and related community<br>efforts to increase representation and awareness of Black History in<br>historic preservation in Tacoma.   |
|                   | City Council Meeting (hybrid Council Chambers /dial-in 5:00 PM)  |  |  |   |

| Infrastructure, Planning, and Sustainability Committee   |   |   |   |
|--|---|---|---|
| <b>Committee Members</b><br>(Chair) Walker, (Vice Chair) Diaz, Hines, and Sadalge<br>Alternate: Bushnell<br>Executive Liaison: Ramiro Chavez; Coordinator: Anna Le |   | 2nd and 4th Wednesdays of the month<br>4:30pm<br>Zoom and TMB 248   | <b>CBC Assignments</b><br>• Board of Building Appeals<br>• Landmarks Preservation Commission<br>• Planning Commission • Sustainable Tacoma Commission<br>• Transportation Commission • Urban Design Board   |
| Date   | Topic   | Presenter(s)  | Description   |
| January 22, 2025   | Elect Committee Chair and Vice Chair                                      | Nicole Emery, City Clerk  | --  |
|  | Wastewater and Stormwater Comprehensive Plan Update                       | Dana de Leon, Assistant Division Manager; Teresa Peterson, Principal Civil Engineer, Environmental Services   | Environmental Services staff will provide an update on the development of the wastewater comprehensive plan and the stormwater comprehensive plan.  |
|  | South Tacoma Groundwater Protection District Code Update                  | Maryam Moeinian, Senior Planner, Planning and Development Services; Jeff Hansen, Principal Engineer, HDR, Inc.  | A progress report on the South Tacoma Groundwater Protection District code review and update including: summary of recent engagement activities; preliminary recommendations for code amendments; and next steps and <u>schedule for the code development process.</u>  |
| February 12, 2025  | Tacoma Urban Forest Informational Update                                  | Mike Carey, Urban Forest Program Manager; Ryan Hebert, Urban Forestry Analyst; Lisa Kenny, Community Tree Program Coordinator, Environmental Services | Amended ordinance ORD28986 regarding Home in Tacoma directed the City to “immediately initiate a separate, broader policy discussion about expanding the City’s Urban Forestry Program and further implementation of the Urban Forest Management Plan (UFMP).” This is the first in a series of presentations that will provide an overview of the Urban Forestry Program, a report on UFMP implementation progress, and a synopsis of the City’s public tree planting programs, laying the foundation to advance further policy discussions.   |
|  | Proposed Wholesale Water Supply Contracts with the Cascade Water Alliance | Sean Senescall, Business Services Manager; Marc Powell, Business Services Analyst, Tacoma Water   | Staff from Tacoma Water will brief the Committee regarding proposed water supply contracts with the Cascade Water Alliance. These agreements will result in additional revenue to the utility.  |
| February 26, 2025  | Tacoma Urban Forest Policy Discussion                                     | Councilmember Kristina Walker, Chair, Tacoma City Council Infrastructure, Planning, and Sustainability Committee                                      | Amended ordinance ORD28986 regarding Home in Tacoma directed the City to “immediately initiate a separate, broader policy discussion about expanding the City’s Urban Forestry Program and further implementation of the Urban Forest Management Plan (UFMP).” The specific areas of focus include establishing citywide tree preservation standards (beyond just UR zones); appropriating City resources for tree planting and maintenance; and identifying regulatory and non-regulatory tools for tree preservation. This is the second in a series of discussions led by Chair Walker, with staff support from the Urban Forestry Program. The intent is to cover identified gaps in urban forest services -- as discussed during the February 12 IPS meeting. The Committee will provide recommendations to staff on how to address gaps in these policy areas. Staff will return to IPS for the next discussion in this series after further developing <u>the policy and service proposals identified during this meeting.</u> |
|  | Planning Commission Annual Report and Work Program                        | Brian Boudet, Division Manager, Planning and Development Services   | Staff from Planning and Development Services will deliver an update on the Planning Commission Work Program and the Annual Report.  |

## Economic Development Committee

| Economic Development Committee  |   |   |  |
|---|---|---|--|
| <b>Committee Members</b><br>(Chair) Daniels, (Vice Chair) Diaz, Bushnell, Scott<br>Alternate: Rumbaugh; Executive Liaison: Carol Wolfe;<br>Coordinator: Anna Le |   | 2nd, 4th, and 5th Tuesdays of the month<br>10:00am<br>Zoom and TMB 248  | <b>CBC Assignments</b><br>• City Events and Recognition Committee<br>• Equity in Contracting Advisory Committee<br>• Convention Center Public Facilities District<br>• Tacoma Arts Commission • Tacoma Creates Advisory Board  |
| Date  | Topic   | Presenter(s)  | Description  |
| January 28, 2025  | Canceled  | --  | --   |
| February 11, 2025   | Elect Committee Chair and Vice Chair                        | Nicole Emery, City Clerk  | --   |
|   | Labor Roundtable Discussion on Worker Safety and Wage Theft | Vice Chair Olgy Diaz, Economic Development Committee, Tacoma City Council   | Councilmember and Vice Chair Olgy Diaz hosts a roundtable discussion with local labor leaders to learn about the policies different unions are requesting the City Council consider regarding worker safety and wage theft   |
|   | Tacoma Sister Cities Council 2024 Program Annual Review     | Debbie Bingham, Business and Economic Development Program Manager, Community and Economic Development; Clare Petrich, Chair, Sister Cities Council  | An informational presentation by CED staff and the Chair of the Sister Cities Council on the activities and programs of the program in 2024.   |
| February 25, 2025   | Brownfields Job Training Program                            | Deborah Trevorrow, Workforce Programs Analyst, Community and Economic Development; Antwyone Washington, Vocational Training Coordinator, Goodwill; Michelle Barre, Director of Workforce Development, Clover Park Technical College | The Brownfields Job Training Program is a partnership of the Environmental Protection Agency (EPA), the City of Tacoma, Clover Park Technical College, and Goodwill. This free training program offers multiple certifications and training for entry-level positions in the environmental sciences and construction fields. |



| Government Performance and Finance Committee  |  |   |   |
|---|--|---|---|
| <b>Committee Members</b><br>(Chair) Hines, (Vice Chair) Bushnell, Daniels, and Rumbaugh<br>Alternate: Walker<br>Executive Liaison: Andy Cherullo; Coordinator: D'Angelo Baker |  | 1st and 3rd Tuesdays of the month<br>10:00am<br>Zoom and TMB 248                  | <b>CBC Assignments</b><br>• Audit Advisory Board • Board of Ethics<br>• Civil Service Board • Public Utility Board  |
| Date  | Topic  | Presenter(s)  | Description   |
| February 4, 2025  | Charter Review - TPU Board Stipends  | City Attorney's Office  | Staff from the City Attorney's Office will provide background on the legal requirements related to laws regulating stipends for public committees, boards and commissions.              |
|   | Zayo Franchise Agreement   | Jeff Lueders, Divison Manager, MCO  |   |
|   | Proposed amendments to TMC 6B.160 Pawnbrokers and Secondhand Dealers License | Danielle Larson, Manager, Tax & License   |   |
| February 18, 2025   | Proposed Wholesale Water Supply Contracts with the Cascade Water Alliance    | Sean Senescall, Business Services Manager; Marc Powell, Business Services Analyst | Tacoma Water would like to brief the GPFC regarding proposed water supply contracts with the Cascade Water Alliance. These agreements will result in additional revenue to the utility. |
|   | Exit Conference for 2023 Accountability Audit                                | Staff from the State Auditor's Office (SAO)                                       | Staff from the SAO will conduct an Exit Conference on the City's 2023 Accountability Audit.   |

| Community Vitality and Safety Committee  |  |  |  |
|--|--|--|--|
| <b>Committee Members</b><br>(Chair) Rumbaugh, (Vice Chair) Walker, Sadalge, and Scott<br>Alternate: Diaz<br>Executive Liaison: Katie Johnston; Coordinator: D'Angelo Baker |  | 2nd and 4th Thursdays of the month<br>4:30pm<br>Zoom and TMB 248     | <b>CBC Assignments</b><br>• Commission on Disabilities<br>• Commission on Immigrant and Refugee Affairs<br>• Community's Police Advisory Committee • Housing Authority<br>• Human Rights Commission • Human Services Commission<br>• Public Library Board • Tacoma Community Redevelopment Authority |
| Date   | Topic  | Presenter(s)   | Description  |
| January 23, 2025   | Tacoma Community Redevelopment Authority Interviews    | Nicole Emery, City Clerk   |  |
|  | Elect Committee Chair and Vice Chair                   | CVS Members  |  |
| February 6, 2025   | CPAC Interviews  |  | Special Meeting  |
| February 13, 2025  | Human Rights Commission Annual Report                  | Vicky McLaurin, Division Manager, NCS                                |  |
|  | Human Services Commission Annual Report                | Vicky McLaurin, Division Manager, NCS                                |  |
|  | Tacoma Community Redevelopment Authority Annual Report | Ronda VanderMeer, CEDD; Felicia Medlen, CEDD                         |  |
|  | Housing Authority Annual Report                        | April Black; Sha Peterson  |  |
| February 27, 2025  | Commission on Immigrant and Refugee Affairs Interviews | Nicole Emery, City Clerk   |  |
|  | Tacoma Area Commission on Disabilities Annual Report   | Lucas Smiraldo, Equity Programs Consultant, Combined Strategy Office |  |