



## WEEKLY REPORT TO THE CITY COUNCIL

July 2, 2026

Members of the City Council  
City of Tacoma, Washington

Dear Mayor and Council Members:

### ITEMS OF INTEREST

1. The City of Tacoma's Planning and Development Services Department has issued a Director's Interpretation clarifying how Tacoma's existing zoning code applies to data centers. The Interpretation confirms that stand-alone data centers, facilities whose primary purpose is housing and operating large-scale computing equipment, are not listed as a permitted use in any Tacoma zoning district and are therefore not currently allowed under the City's code. The Interpretation also draws a practical distinction between a stand-alone data center and the kind of routine server room or computing infrastructure that is incidental to an office, warehouse, or other permitted use, making clear that everyday business IT infrastructure is not affected. A formal legislative code amendment process on data centers that will involve the Planning Commission, public and City Council will start sometime in 2027. A full version of the Director's Interpretation is available [here](#). Please contact Land Use Division Manager Robin Bolster Grant at 253-401-1413 or [rbgrant@tacoma.gov](mailto:rbgrant@tacoma.gov) with any questions
2. Environmental Services provides the attached memorandum for the waste less food, save more cash campaign.
3. City-funded Temporary and Emergency Shelter Performance: The City posts weekly information about its Temporary and Emergency Shelter locations including current census, number of available beds, and exits to housing. **This information can be found at:** <https://cms.tacoma.gov/ncs/weeklydataupdate.pdf> and is updated weekly.

Pierce County Human Services also uses the Homeless Management Information System to report daily availability throughout Pierce County. This information can be found at: <https://www.piercecountywa.gov/8220/Homeless-Emergency-Shelter-Availability> and shows the available beds open at shelters and is updated Monday - Friday by 10:00 a.m.

4. Encampment Outreach: For the week of **June 22, 2026 – June 26, 2026**, HEAL team visited **13 different locations**. This resulted in **34 (21 new, and 13 repeats)** individuals contacted and referred to community services. Additionally, from this week's outreach, 16 people were interested in shelter specific services; 6 individuals were placed into shelter and HEAL will continue to work with 10 more individuals to find available shelter beds that best meets the individual's needs. This information can be found at: [HEAL Team Engagement Dashboard | Tacoma Open Data](#).
5. Regional Coalition to Unveil Draft Commencement Bay Restoration and Resilience Master Plan at Community Open House on July 15: City of Tacoma, Parks Tacoma, the Puyallup Tribe of Indians, the Port of Tacoma, and the University of Washington Tacoma have been working side by side as a regional coalition to better coordinate efforts to improve the ecological health and operational future of Commencement Bay. Recognizing that a resilient natural environment is the foundation for a strong waterfront, these five partners have discussed ways to address severe climate pressures while protecting the bay as an essential economic and cultural anchor. The coalition is inviting community members to an open house during PNW Climate Week.

Scheduled for **Wednesday, July 15, from 5 - 7 p.m. at the Owen Beach Pavilion** (5605 Owen Beach Road in Tacoma), this event provides a direct opportunity for community members to review draft concepts and provide the feedback necessary to shape the final master plan. The evening is designed as a welcoming, accessible gathering for everyone, featuring all-ages activities, kids' programming, and complimentary food and prizes. No registration is required to attend this free event and community members seeking more information are encouraged to visit [the City's website](#) or email [sustainability@tacoma.gov](mailto:sustainability@tacoma.gov).

6. City Manager's Office Constituent Relations Analyst Karyssa Mathison provides the attached **Constituent Intake Report**.
7. Please see the attached City of Tacoma **Weekly Meeting Schedule**.
8. Tacoma Police Chief Jackson provides the attached **Weekly Crime Report for the week ending on June 28, 2026**.
9. Amy Clancy, Media and Communications Director shares the "**Good News**" below.
  - [Demolition Salvage Program](#) To support environmental sustainability and reduce construction waste in landfills, **the City of Tacoma is proud to announce a new Voluntary Demolition Salvage Program!** Salvaging reusable building materials can provide environmental, economic, and community benefits (and includes priority demolition permit review and possible tax donation benefits for participants). Learn more at [tacoma.gov/demosalvage](http://tacoma.gov/demosalvage).

- [AMOCAT Arts Awards now accepting nominations](#) **Nominations are now open for the 2026 AMOCAT Awards!** Help us celebrate the amazing artists in Tacoma by recognizing those who inspire, create, and strengthen our community through their work. Nominations are due by Monday, July 13. To submit your nominations now, visit <https://tacomaarts.submittable.com/submit>
- [Tacoma Report: Summer Blast](#) **The Ruston Way Waterfront and Dune Peninsula is THE place to be on the 4th of July!** Celebrate America's 250<sup>th</sup> with 150 vendors, live music, a 20-minute fireworks display, beer gardens, kids zones, and more! The fun begins at noon. More at [parkstacoma.gov/summerblast](http://parkstacoma.gov/summerblast).
- [Walk & Talk with Council Member Walker Event Recap](#) **Council Member Kristina Walker held a Walk & Talk** with constituents through the Fern Hill neighborhood last week! These regular Council Member events provide a great way to talk to your elected representatives about the issues important to you. Along their walk, Tacoma community members picked up litter and discussed road safety, transit, and trees. If you want to take part in Tidy-Up Tacoma through our Community Cleanup programs, learn more about the process and resources at <https://tacoma.gov/communitycleanups>.
- [TPD Forensics Section](#) **When most people think of a crime scene, they picture the officers. What they rarely see are the Crime Scene Technicians who quietly go to work after the scene is secure.** From processing firearms and recovering fingerprints, to documenting evidence, assisting bomb squad operations, supporting excavations, analyzing latent prints, maintaining equipment, training the next generation, and constantly refining their skills, their work is detailed, methodical, and often invisible to the public. Every photograph in this post captures a different piece of that mission. Some moments happen in the field, some in the lab, and some behind a computer or in a classroom. Each one plays an important role in finding the truth and helping ensure justice is based on facts. Their work doesn't always make headlines, but it makes a difference every single day. Thank you to the dedicated professionals of Tacoma Police Forensic Services for the work you do, both seen and unseen.
- [TFD Heat Advisory Safety Tips](#) We hope you're not overheating out there! We're confident that you already know what to do to avoid heat illness, so share these tips with your family and friends:
  - Drink lots of water
  - Wear loose, lightweight clothes
  - Don't leave kids or pets in the car
  - Check on family members, friends, and neighbors
  - Find a cool, air-conditioned place to hang out like a movie theater, library, or one of these cooling centers

- [Donate Blood with Tacoma Fire](#) Local blood banks are running low on blood right now. Your blood donations allow Tacoma Fire to give life-saving blood transfusions to trauma patients en route to the hospital. [Bloodworks Northwest](#) reports that they only have a 1-2 day supply of critical blood types and platelets on hand. If you are able to donate blood, please consider donating today. We are co-hosting a blood drive with Bloodworks NW this week, and we hope to see you there! Sign up in advance to secure the time that works best for you: [http://donate.bloodworksnw.org/.../drive\\_schedule/102863](http://donate.bloodworksnw.org/.../drive_schedule/102863).
- **We're looking for six volunteers to fill positions on the Human Services Commission!** This group is responsible for reviewing competitive funding applications, rates project applications, and makes human services funding recommendations.

The Commission also serves as a resource to the City Council and City staff for implementation of programming related to human services and community wellness. Learn more and apply by July 20, 2026, at [tacoma.gov/cbc](http://tacoma.gov/cbc).

## STUDY SESSION / WORK SESSION

10. **The City Council Study Session of Tuesday, July 7, 2026, will be conducted as a hybrid meeting.** This meeting can be attended in-person at the Tacoma Municipal Building, Council Chambers, located at 747 Market Street on the 1<sup>st</sup> floor or be heard by dialing (253) 215 – 8782 or through Zoom at: [www.zoom.us/j/89496171192](http://www.zoom.us/j/89496171192) and entering the meeting ID 894 9617 1192; passcode 896569 when prompted. This meeting will be broadcast on TV Tacoma.

Discussion items will include: (1) **Roadmap to Recovery** (2) **Critical Areas Ordinance Amendments**; (3) **Other Items of Interest**; (4) **Committee Reports**; (5) **Agenda Review & City Manager's Weekly Report**.

On our first agenda item, City Manager Hyun Kim will discuss his **roadmap to recovery**.

On our second agenda item, staff from the Planning and Development Department will discuss the **Critical areas ordinance proposed amendments**.

Under other items of interest, the following items will be discussed:

### **Council Consideration Request – Beyond the Block [Council Member Palmer]**

11. The updated **Tentative City Council Forecast and Consolidated Standing Committee Calendars** are attached for your information.

**MARK YOUR CALENDARS**

- [Summer Late Nights is Back](#) As a proud partner, we are excited to share that Summer Late Nights are back starting June 22 for middle and high school students across Tacoma! For more information on this free youth program, visit: [www.tacomaschools.org/departments/summer-learning/summer-late-nights](http://www.tacomaschools.org/departments/summer-learning/summer-late-nights)

In service,

A handwritten signature in blue ink, appearing to read "Hyun Kim". The signature is fluid and cursive, with the first name "Hyun" and the last name "Kim" clearly distinguishable.

HK: RAM

Hyun Kim  
City Manager



<b>Applicant:</b> City of Tacoma Planning and Development Services	Page 1 of 5	<b>Director’s Interpretation  01 -2026</b>
<b>Code &amp; Section Reference:</b> Tacoma Municipal Code (TMC) § 13.05.080.A.1 – Director’s Authority to Interpret and Administer Land Use Regulatory Code TMC §§ 13.06.020, .030, .040, .050, .060 – District Use Tables (Unlisted Uses; Accessory Uses and Buildings) TMC § 13.01.060.A – Zoning Definitions (Accessory Use)		
<b>Type of Rule:</b> Use Classification Interpretation – Data Centers as Unlisted Uses; Accessory Uses and Buildings vs. Stand-Alone Data Centers		
<b>Ordinance Authority:</b> TMC § 13.05.080.A.1		
<b>Index:</b> Land Use – Use Classification – Data Centers – Accessory Uses and Buildings	<b>Approved:</b> Peter Huffman, Director	<b>Date:</b> 7/2/2026

**A. Purpose and Scope**

This Director’s Interpretation is issued pursuant to TMC § 13.05.080.A.1 to clarify two related questions regarding data center uses: (1) whether “data center” is a listed use in Tacoma’s zoning code; and (2) how the listed “Accessory uses and buildings” category applies to computing and server equipment that is incidental to another permitted primary use on a site.

This Interpretation does not open a permitting pathway for stand-alone data centers. Its purpose is to provide clear guidance to the public, permit applicants, and Planning and Development Services counter staff on how data center-related uses are classified under existing code provisions, and to ensure that common, low-impact uses, such as a server room serving an office building, are properly understood as falling within the listed “Accessory uses and buildings” category rather than the unlisted use prohibition intended for stand-alone data centers.

This Interpretation applies prospectively to applications submitted on or after its effective date. Facilities lawfully permitted prior to this date are not affected and do not become nonconforming uses by reason of this Interpretation.

**B. Authority**

TMC § 13.05.080.A.1 grants the Director authority to interpret, enforce, and administer the City’s land use regulatory codes. This Interpretation is issued under that provision as an administrative interpretation for internal guidance. As such, it is distinct from the formal interpretation and application process under TMC § 13.05.080.B and the Director’s decision-making and notice procedures of TMC § 13.05.090. No public notice and no right of appeal attach to this Interpretation.

### C. Background

Data centers (facilities whose primary purpose is to house, operate, and maintain networked computing equipment for processing, storing, managing, or distributing digital information) have not been addressed in Tacoma’s zoning code. As stand-alone uses, they have never been listed as a permitted, conditional, or prohibited use in any zoning district.

The data center industry has evolved significantly in recent years. What was once a relatively modest use, a building housing servers for a local business or telecommunications company, now encompasses facilities ranging from small enterprise server rooms to massive hyperscale campuses drawing tens or hundreds of megawatts of electrical power. The scale, infrastructure demands, land use impacts, and policy implications of these facilities vary enormously.

At the same time, computing and server infrastructure is now a routine component of virtually every type of commercial, industrial, institutional, and office use. Server rooms, network equipment closets, and on-premises computing infrastructure supporting the day-to-day operations of a primary business are ubiquitous and were never intended to be captured by a prohibition on unlisted stand-alone data centers.

Planning staff has received inquiries from the public and from within the department about how data center-related uses should be treated under the code. This Interpretation responds to those inquiries and memorializes the City’s legal position pending a comprehensive code amendment.

### D. How the District Use Tables Work

Each of Tacoma’s zoning district chapters contains a use table that designates permitted (P), conditional (CU), temporary (TU), and prohibited (N) uses. The applicable district chapters and their use table provisions are:

- TMC § 13.06.020 – Residential Districts
- TMC § 13.06.030 – Commercial Districts
- TMC § 13.06.040 – Mixed-Use Center Districts
- TMC § 13.06.050 – Downtown Districts
- TMC § 13.06.060 – Industrial Districts (including all Seaport districts)

Each use table contains an “Unlisted Uses” row stating that uses not prohibited by City Charter and not listed in the table are prohibited. This default prohibition applies uniformly across all zoning districts.

Each use table also contains an “Accessory uses and buildings” row, designated as a permitted use (P) in all districts (subject to applicable standards). This row, read together with the accessory use definition in TMC § 13.01.060.A, establishes a separate, affirmative basis for computing and server infrastructure that qualifies as accessory to a lawful primary use. Such infrastructure is not an unlisted use — it is covered by the listed “Accessory uses and buildings” category, provided it meets the definition in Section E below.

The distinction between these two rows, Unlisted Uses and Accessory uses and buildings, is the operative framework for this Interpretation.

### E. Definitions

#### 1. Accessory Use (TMC § 13.01.060.A)

The code defines “accessory use” as: a use that (1) occupies **less than 50 percent** of the building or site square footage; (2) is **incidental to the main building or principal use**; and (3) is located on the **same lot** as

the principal use. In no case shall such accessory use dominate in area, extent, or purpose the principal lawful use or building. All three elements must be satisfied.

## **2. Stand-Alone Data Center**

A facility, or the primary portion of a facility, whose principal use is to house, operate, and maintain networked computing equipment, including servers, data storage systems, and network switching equipment, for the purposes of processing, storing, managing, or distributing digital information. A stand-alone data center may serve a single organization (enterprise), multiple tenants (colocation), or large-scale cloud computing workloads (hyperscale). The definition includes all buildings and structures on the same site that directly support the data processing function, including generator enclosures, cooling equipment, electrical substations, and battery storage systems.

A stand-alone data center does not include accessory computing infrastructure as described in Section F below.

## **3. Hyperscale Data Center**

For informational purposes, a data center of very large scale, typically characterized by gross floor area exceeding 200,000 square feet and/or IT power loads exceeding 20 megawatts, generally operated by or for major cloud computing providers. Hyperscale data centers are stand-alone data centers subject to the unlisted use prohibition. This definition is provided for public clarity and does not create a separate regulatory category under current code.

## **F. Interpretation**

### **1. Stand-Alone Data Centers Are an Unlisted Use and Are Prohibited.**

A stand-alone data center, as defined in Section E.2, is not listed as a permitted, conditional, or prohibited use in any Tacoma zoning district use table. It is therefore subject to the unlisted use prohibition that appears in the use tables of each district chapter of TMC Chapter 13.06.

**Stand-alone data centers of all scales (small, mid-size, and large/hyperscale) are currently not permitted in any Tacoma zoning district.** Establishment of any permitting pathway for stand-alone data centers requires a code amendment adopted by City Council through the standard legislative process, including Planning Commission review and public participation. No Director's Interpretation or Director's Rule can authorize a stand-alone data center under current code for facilities of any scale.

### **2. Accessory Computing Infrastructure Is a Listed Permitted Use.**

Computing and server equipment that qualifies as an "Accessory uses and buildings" use under the applicable district use table is a listed permitted use, not an unlisted use, and is not subject to the stand-alone data center prohibition.

The operative question is whether the computing infrastructure meets all three elements of the accessory use definition in TMC § 13.01.060.A:

- Area: The computing infrastructure occupies less than 50 percent of the building or site square footage;
- Incidental: The computing function is incidental to (i.e., in support of and subordinate to) the main building or principal use on the same site; and
- Location: The computing infrastructure is located on the same lot as the principal use it serves.

In addition, the accessory use must not dominate in area, extent, or purpose the principal lawful use or building. Where a proposed “server room” would in fact become the primary function of a building or site, it ceases to be accessory and becomes a stand-alone data center subject to the unlisted use prohibition.

Examples of accessory computing uses that qualify as “Accessory uses and buildings” and are not subject to this Interpretation’s prohibition:

- An on-premises server room within an office building housing the employer’s own IT infrastructure in support of the office use on the same site;
- Computing infrastructure within a manufacturing or industrial facility that controls, monitors, or supports the primary industrial operation;
- Network equipment rooms within a hospital, school, university, or government facility that support the primary institutional use; and
- Back-office computing rooms within a retail, hospitality, or similar commercial facility that are incidental to and support the primary commercial use.

### **3. Existing Lawfully Permitted Facilities Are Not Affected.**

This Interpretation applies prospectively to new applications and proposals. Facilities lawfully permitted prior to the effective date of this Interpretation under any listed use classification are not affected and do not become nonconforming uses by reason of this Interpretation.

Telecommunications switching and relay facilities (including facilities historically permitted as “communication facilities” under the applicable district use tables of TMC Chapter 13.06, which the code defines to include “telephone switching centers” (TMC § 13.01.060.C)) are not stand-alone data centers within the meaning of this Interpretation. Those facilities perform signal routing and relay functions; their primary purpose is telecommunications transmission, not data processing or storage for third parties. They were appropriately permitted under the communication facilities classification and that status is unchanged by this Interpretation.

### **4. Seaport Districts.**

Stand-alone data centers are not eligible for any permitting pathway in Tacoma’s six Seaport zoning districts (SCP, SCM, SCS, ST, STT, SC). Those districts were established under the Tideflats Subarea Plan to protect land for port and maritime industrial uses under RCW 36.70A.085(3)(a). Their purpose statements are tightly drawn around seaport function, and data centers do not constitute “seaport related” uses as that term is defined in TMC § 13.06.060 footnote 2. This exclusion applies regardless of project scale.

### **G. Guidance for Counter Staff**

The following guidance is intended to assist Planning and Development Services permit counter staff in applying this Interpretation consistently. This guidance does not modify the substantive provisions of Sections A through F above.

*Question: An applicant wants to add a server room to an existing office building. Does this require special review?*

**Answer:** Generally no, if the server room will occupy less than 50 percent of the building or site square footage, will serve the office use on the same site, and the computing function will not become the primary purpose of the building. The server room is an “Accessory uses and buildings” use incidental to the permitted office use and is not a stand-alone data center. Standard building permit review applies. If there is any question about whether the computing function is incidental or primary, refer to the Division Manager.

*Question: An applicant wants to build a new building to house servers available for lease to multiple tenants (colocation). Is this allowed?*

**Answer:** No. A facility whose primary purpose is to house computing equipment for lease to third parties is a stand-alone data center. It is an unlisted use and is therefore prohibited in all Tacoma zoning districts under current code. The applicant should be advised that a code amendment by City Council is required before any such facility can be permitted.

*Question: An applicant has a warehouse and wants to convert a portion to a server room supporting their own e-commerce operations. Is this allowed?*

**Answer:** This requires case-by-case analysis. If the computing infrastructure will occupy less than 50 percent of the building, support the primary warehouse and e-commerce use on the same site, and the computing function does not become the primary purpose of the building, it likely qualifies as an “Accessory uses and buildings” use. If the computing function is the primary driver and the warehouse function becomes incidental, it is a stand-alone data center. Refer to the Division Manager for determination.

*Question: A telecom company wants to expand its switching facility. Is this a data center?*

**Answer:** Telecommunications switching and relay facilities performing signal routing functions are not stand-alone data centers under this Interpretation. They are appropriately reviewed under the “communication facilities” use classification (TMC § 13.01.060.C), which includes telephone switching centers. If the facility’s primary function has evolved to include significant third-party data hosting or cloud computing workloads beyond its switching function, refer to the Division Manager.

#### **H. Relationship to Future Code Amendment**

This Interpretation memorializes the current legal status of data centers under Tacoma’s zoning code and provides interim clarity for the public and department staff. It does not resolve the broader policy questions surrounding data center development in Tacoma, including whether and under what conditions stand-alone data centers of any scale should be permitted, in which zones, and subject to what development standards. Those policy decisions belong to City Council through the standard code amendment process. Planning and Development Services will initiate a code amendment to address data center uses, including definitions, district eligibility (if any), and development standards, through Planning Commission review and City Council adoption with full public participation. Upon adoption of a code amendment addressing data center uses, this Interpretation shall be reviewed and updated or superseded as appropriate.

#### **I. Effective Date**

This Interpretation is effective on the date of signature below and applies to all inquiries and applications received on or after that date.

  
\_\_\_\_\_  
Peter Huffman, Director  
City of Tacoma Planning and Development Services

Date: 7/2/2026



**Title:** Waste Less Food, Save More Cash Campaign

**Staff Contact and Workgroup:** Kate Waind, Sustainability Analyst (Solid Waste)

**Communication Contact:** Kayla Lee-Schmitz & Leah Michaelsen (ES Director's Office)

*Updated 6/23/2026*

**Project Overview:** The **Waste Less Food, Save More Cash** campaign encourages Tacoma residents to reduce household food waste through simple habits like meal planning, shopping with a list, storing food properly, using leftovers, donating safe edible food, and composting food scraps. The campaign connects food waste prevention to practical household savings, environmental benefits, and waste reduction. Residents can find tips and resources at [tacoma.gov/foodwaste](https://tacoma.gov/foodwaste).

### Frequently Asked Questions:

#### 1. Why is the City promoting food waste prevention?

Food waste affects household budgets, the environment, and the solid waste system. Campaign materials note that nearly one-third of food is wasted between farm and fork, and the average family of four loses around \$3,000 each year on food that is purchased but never eaten.

#### 2. What is the main message of the campaign?

The main message is **Waste Less Food, Save More Cash**. The campaign focuses on easy, practical steps residents can take to reduce wasted groceries and save money.

#### 3. What actions are residents being encouraged to take?

Residents are encouraged to plan meals, shop with a list, check their fridge and pantry before grocery shopping, buy only what they need, store food properly, use leftovers, donate safe edible food, and compost food scraps that cannot be eaten.

#### 4. How does food waste impact the environment?

When food breaks down in a landfill, it releases methane, a potent greenhouse gas. Wasted food also means the water, energy, labor, and fuel used to grow, transport, and prepare that food are wasted too.

#### 5. Is composting part of the campaign?

Yes. The priority is to prevent edible food from being wasted first. When food can no longer be eaten, residents are encouraged to compost food scraps through food and yard waste collection where available.

#### 6. How will the campaign be promoted?

The campaign will be promoted through social media, newsletters, community events, partner outreach, and a community partner toolkit with ready-to-use graphics and sample messaging.

#### 7. Where can residents learn more?

Residents can visit [tacoma.gov/foodwaste](https://tacoma.gov/foodwaste) for meal planning tools, food storage tips, smart shopping resources, and food and yard waste sorting information.



# WASTE LESS FOOD, SAVE MORE CASH

## Community Partners Toolkit

We invite you to use this toolkit to promote and champion the message of wasting less food.

Below, you will find assets for social media, print, and for your website. Feel free to rework the messaging into your own brand voice or use as is.



[Webpage](#)



[Graphics for stickers and social media](#)



[Sample text for newsletters and social media](#)



# Tacoma City Council Constituent Intake Website Data Report: July 2026

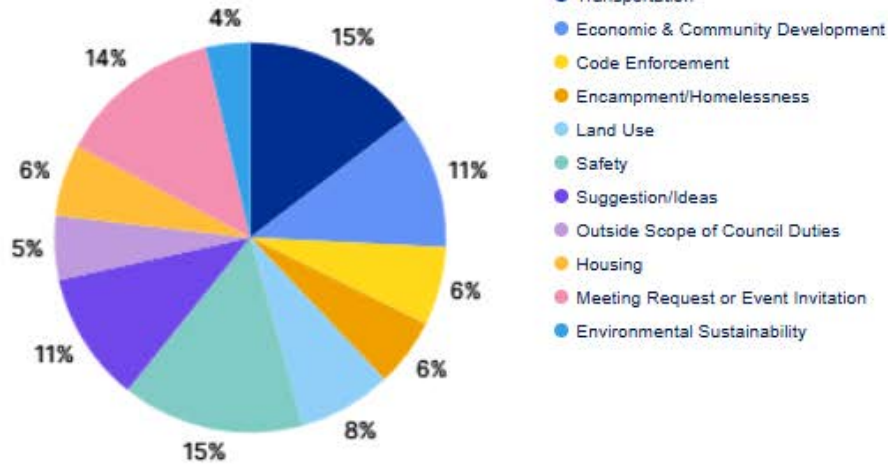
**Total Request Submissions**  
**799**  
Total Submissions

**Request Submissions**  
**656**  
+1 or more council members included

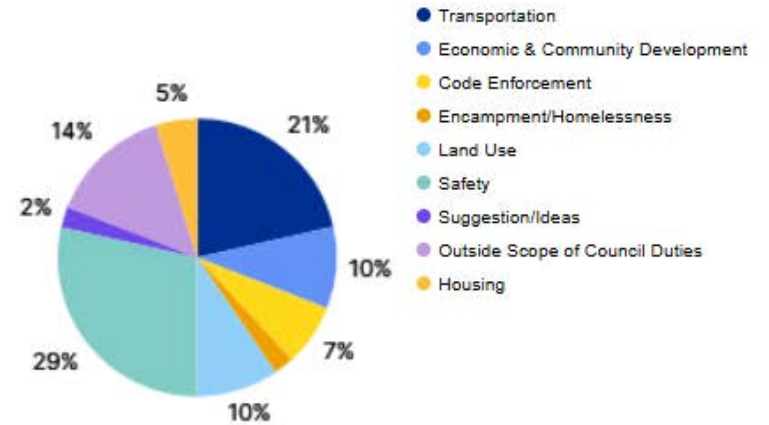
**Contact:** Karyssa Mathison,  
Constituent Relations Analyst  
kmathison@tacoma.gov

## Topic Codes

### Summary

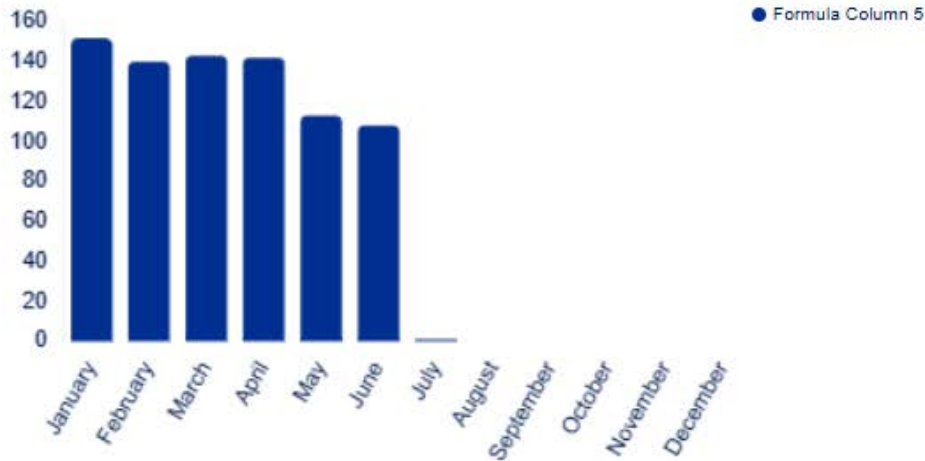


### Last 14 Days



## Submission Summary

### Submissions by Month



### Submissions by Council District





## MEETINGS FOR THE WEEK OF JULY 6, 2026 THROUGH JULY 10, 2026

TIME	MEETING	LOCATION
------	---------	----------

### MONDAY, JULY 6, 2026

5:30 PM Tacoma Creates Advisory Board  
747 Market St., Municipal Bldg., Conf. Rm. 248  
Join Zoom Meeting at: <https://zoom.us/j/97000956979>  
Telephonic: Dial 253-215-8782  
Meeting ID: 970 0095 6979 Passcode: 675391  
Contact Lisa Jaret at 253-591-5161

### TUESDAY, JULY 7, 2026

9:00 AM Hearing Examiner's Hearing\*  
747 Market St., Municipal Bldg., Council Chambers  
Visit [www.cityoftacoma.org/hearingexaminer](http://www.cityoftacoma.org/hearingexaminer)

9:00 AM Police Pension/Disability Board  
3628 S. 35th St., Public Utilities Bldg., ABN-Ground Floor, Retirement Conf. Rm.  
Join Zoom Meeting at: <https://zoom.us/j/86309639383>  
Telephonic: Dial 253-215-8782  
Meeting ID: 863 0963 9383 Passcode: 521502  
Contact Cheri Campbell at 253-502-8700

10:00 AM Government Performance and Finance Committee – Change of Location  
747 Market St., Municipal Bldg., Conf. Rm. 243  
Join Zoom Meeting at: <https://zoom.us/j/84416690206>  
Telephonic: Dial 253-215-8782  
Meeting ID: 844 1669 0206 Passcode: 614650  
Contact City Clerk's Office at 253-591-5505

11:15 AM Bid Opening\*\*  
3628 S. 35th St., Public Utilities Bldg., ABN-M1  
Join Zoom Meeting at: <https://zoom.us/j/88402680573>  
Telephonic: Dial 253-215-8782  
Meeting ID: 884 0268 0573 Passcode: 070737  
Contact Lisa Yost at 253-502-8468

NOON City Council Study Session  
747 Market St., Municipal Bldg., Council Chambers  
Join Zoom Meeting at: <https://zoom.us/j/89496171192>  
Telephonic: Dial 253-215-8782  
Meeting ID: 894 9617 1192 Passcode: 896569  
Contact Rosheida Myers at 253-591-5134

5:00 PM City Council Meeting  
747 Market St., Municipal Bldg., Council Chambers  
Join Zoom Meeting at: <https://zoom.us/j/84834233126>  
Telephonic: Dial 253-215-8782  
Meeting ID: 848 3423 3126 Passcode: 349099  
Contact City Clerk's Office at 253-591-5505

### WEDNESDAY, JULY 8, 2026

3:00 PM Public Utility Board Study Session  
3628 S. 35th St., Public Utilities Bldg., Conf. Rm. LT1  
Join Zoom Meeting at: <https://zoom.us/j/81336402669>  
Telephonic: Dial 253-215-8782  
Meeting ID: 813 3640 2669

4:30 PM Board of Ethics  
747 Market St., Municipal Bldg., Conf. Rm. 220-A  
Join Zoom Meeting at: <https://zoom.us/j/98266977376>  
Telephonic: Dial 253-215-8782  
Meeting ID: 982 6697 7376 Passcode: 469972

- 4:30 PM Infrastructure, Planning, and Sustainability Committee – Change of Location 747 Market St., Municipal Bldg., Conf. Rm. 243  
Join Zoom Meeting at: <https://zoom.us/j/87829056704>  
Telephonic: Dial 253-215-8782  
Meeting ID: 878 2905 6704 Passcode: 614650  
Contact City Clerk’s Office at 253-591-5505
- 5:30 PM Landmarks Preservation Commission – Change of Location 747 Market St., Municipal Bldg., Council Chambers  
Join Zoom Meeting at: <https://zoom.us/j/89120046605>  
Telephonic: Dial 253-215-8782  
Meeting ID: 891 2004 6605
- 6:00 PM Human Services Commission 747 Market St., Municipal Bldg., Conf. Rm. 138  
Join Zoom Meeting at: <https://zoom.us/j/83364476695>  
Telephonic: Dial 253-215-8782  
Meeting ID: 833 6447 6695 Passcode: 002323
- 6:30 PM Public Utility Board Meeting 3628 S. 35th St., Public Utilities Bldg., Auditorium  
Join Zoom Meeting at: <https://zoom.us/j/84626080846>  
Telephonic: Dial 253-215-8782  
Meeting ID: 846 2608 0846

**THURSDAY, JULY 9, 2026**

- 7:30 AM Tacoma Community Redevelopment Authority Board 747 Market St., Municipal Bldg., Conf. Rm. 248  
Join Zoom Meeting at: <https://zoom.us/j/84447211773>  
Telephonic: Dial 253-215-8782  
Meeting ID: 844 4721 1773 Passcode: 970091
- 9:00 AM Hearing Examiner's Hearing\* 747 Market St., Municipal Bldg., Council Chambers  
Visit <https://tacoma.gov/hearingexaminer>
- 1:00 PM Tacoma Employees’ Retirement System Board – Canceled
- 4:30 PM Community Vitality and Safety Committee – Change of Location 747 Market St., Municipal Bldg., Conf. Rm. 243  
Join Zoom Meeting at: <https://zoom.us/j/85961604917>  
Telephonic: Dial 253-215-8782  
Meeting ID: 859 6160 4917 Passcode: 614650  
Contact City Clerk’s Office at 253-591-5505
- 4:00 PM Tacoma Area Commission on Disabilities 747 Market St., Municipal Bldg., Conf. Rm. 220-A  
Join Zoom Meeting at: <https://zoom.us/j/87500730041>  
Telephonic: Dial 253-215-8782  
Meeting ID: 875 0073 0041 Passcode: 931997
- 5:00 PM Civil Service Board and Study Session – Special Meeting 747 Market St., Municipal Bldg., Council Chambers  
Join Zoom Meeting at: <https://zoom.us/j/85371075182>  
Telephonic: Dial 253-215-8782  
Meeting ID: 853 7107 5182 Passcode: 657068  
Contact Wendy Hobson at 253-591-2059
- 5:00 PM Land Use Public Meeting\*\*\* – Canceled

**FRIDAY, JULY 10, 2026**

- 8:00 AM Joint Municipal Action Committee 747 Market St., Municipal Bldg., Conf. Rm. 248  
Join Zoom Meeting at: <https://zoom.us/j/98549746315>  
Telephonic: Dial 253-215-8782  
Meeting ID: 985 4974 6315 Passcode: 202626
- 10:30 AM Operational Strategy and Administrative Committee 747 Market St., Municipal Bldg., Conf. Rm. 243  
Join Zoom Meeting at: <https://zoom.us/j/91923690364>  
Telephonic: Dial 253-215-8782  
Meeting ID: 919 2369 0364 Passcode: 614650  
Contact City Clerk’s Office at 253-591-5505



Meeting sites are accessible to people with disabilities. People with disabilities requiring special accommodations should contact the appropriate department(s) 48 hours prior to the meeting time.

\* Hearing Examiner's Hearings and Local Improvement District Meetings meet on an as-needed basis. Contact the Hearing Examiner's Office at 253-591-5195 to confirm whether a meeting will be held this week. Hearings may be held at various times throughout the day.

\*\* Bid Opening will be held on an as-needed basis. Contact the Finance Procurement and Payables Office at 253-502-8468 or [www.tacomapurchasing.org](http://www.tacomapurchasing.org) to confirm whether Bid Opening will be held.

\*\*\* Land Use Public Meetings meet on an as-needed basis. Contact Division Manager Shirley Schultz at 253-345-0879 to confirm whether a meeting will be held this week.



# Citywide Weekly Briefing for 22 June 2026 to 28 June 2026

The data is not National Incident Based Reporting System (NIBRS) compliant. Do not compare the results with any report using that standard. The data is dynamic and is subject to change and/or revision. The number of distinct offenses listed on a report are counted. This does not represent reports or individuals. All data is compared to last year for the same number of days or date range. Small numbers may cause large percent increases and decreases. Beginning 1 October 2022, there was a change in how TPD reports certain Aggravated Assaults and Destruction offenses.

Offense Breakdown	7 Days		28 Days		Year to Date		7 Days	28 Days	YTD
	22-Jun-2025	22-Jun-2026	01-Jun-2025	01-Jun-2026	01-Jan-2025	01-Jan-2026			
	28-Jun-2025	28-Jun-2026	28-Jun-2025	28-Jun-2026	28-Jun-2025	28-Jun-2026			
<b>Persons</b>	<b>72</b>	<b>68</b>	<b>343</b>	<b>285</b>	<b>2047</b>	<b>1992</b>	5.6% ▼	16.9% ▼	2.7% ▼
Assault	66	61	315	261	1837	1770	7.6% ▼	17.1% ▼	3.6% ▼
Homicide (doesn't include Negligent/Justifiable)	1	0	2	1	13	11	100.0% ▼	50.0% ▼	15.4% ▼
Kidnapping/Abduction	1	4	8	9	35	61	300.0% ▲	12.5% ▲	74.3% ▲
Sex Offenses, Forcible	4	3	18	14	162	149	25.0% ▼	22.2% ▼	8.0% ▼
<b>Property</b>	<b>270</b>	<b>188</b>	<b>1105</b>	<b>734</b>	<b>7101</b>	<b>5949</b>	30.4% ▼	33.6% ▼	16.2% ▼
Arson	2	0	7	4	50	39	100.0% ▼	42.9% ▼	22.0% ▼
Burglary/Breaking and Entering	27	20	90	79	596	587	25.9% ▼	12.2% ▼	1.5% ▼
Counterfeiting/Forgery	0	0	0	0	22	18	0.0%	0.0%	18.2% ▼
Destruction/Damage/Vandalism of Property	75	52	319	180	1945	1627	30.7% ▼	43.6% ▼	16.3% ▼
Fraud	8	6	37	32	274	292	25.0% ▼	13.5% ▼	6.6% ▲
Larceny/Theft	109	73	460	317	3068	2416	33.0% ▼	31.1% ▼	21.3% ▼
Motor Vehicle Theft	31	22	134	80	858	692	29.0% ▼	40.3% ▼	19.3% ▼
Robbery	10	11	31	26	151	147	10.0% ▲	16.1% ▼	2.6% ▼
Stolen Property	7	2	23	8	97	81	71.4% ▼	65.2% ▼	16.5% ▼
<b>Society</b>	<b>15</b>	<b>29</b>	<b>83</b>	<b>108</b>	<b>517</b>	<b>635</b>	93.3% ▲	30.1% ▲	22.8% ▲
Drug/Narcotic	11	22	50	67	316	420	100.0% ▲	34.0% ▲	32.9% ▲
Pornography/Obscene Material	1	1	6	3	19	16	0.0%	50.0% ▼	15.8% ▼
Prostitution	0	0	0	2	8	10	0.0%	NC	25.0% ▲
Weapon Law Violations	3	6	27	36	174	189	100.0% ▲	33.3% ▲	8.6% ▲
<b>Citywide Totals</b>	<b>357</b>	<b>285</b>	<b>1531</b>	<b>1127</b>	<b>9665</b>	<b>8576</b>	20.2% ▼	26.4% ▼	11.3% ▼

NC = Noncalculable

## Last 7 Days

### Notes:

- There were no Homicide offense(s) during the last 7 days.
- 68.9% (42/61) of the Assaults were coded Simple Assault.
- There were 43 DV-related offenses.
- 74.4% (32/43) of the DV-related offenses were Persons.
- 44.3% (27/61) of the Assaults were DV-related.
- DV-related Offenses: 42 ↗ 43
- There was 1 Gang-Related offense(s) during the last 7 days.
- Theft from Motor Vehicle: 26 ↘ 18

### Top 5 Locations - Compared to last year

- 4502 S Steele St: 6 ↗ 9
- 8445 Pacific Ave: 0 ↗ 4
- 2502 S Tyler St: 0 ↗ 4
- 8702 S Hosmer St: 0 ↗ 4
- 1302 S 38th St: 3 ↔ 3
- 3701 S Pine St: 1 ↗ 3
- 6201 6th Ave: 0 ↗ 3
- There were 5 additional locations with 3.

### Top 5 Offense Locations - Compared to last year

- Street/Right Of Way: 62 ↘ 49
- Single Family Residence: 73 ↘ 46
- Apartment: 36 ↗ 39
- Parking Lot: 44 ↘ 35
- Department Store: 5 ↗ 11
- Other Business: 10 ↗ 11



# Sector 1 Weekly Briefing for 22 June 2026 to 28 June 2026

The data is not National Incident Based Reporting System (NIBRS) compliant. Do not compare the results with any report using that standard. The data is dynamic and is subject to change and/or revision. The number of distinct offenses listed on a report are counted. This does not represent reports or individuals. All data is compared to last year for the same number of days or date range. Small numbers may cause large percent increases and decreases. Beginning 1 October 2022, there was a change in how TPD reports certain Aggravated Assaults and Destruction offenses.

Offense Breakdown	7 Days		28 Days		Year to Date		7 Days	28 Days	YTD
	22-Jun-2025	22-Jun-2026	01-Jun-2025	01-Jun-2026	01-Jan-2025	01-Jan-2026			
	28-Jun-2025	28-Jun-2026	28-Jun-2025	28-Jun-2026	28-Jun-2025	28-Jun-2026			
<b>Persons</b>	<b>23</b>	<b>10</b>	<b>81</b>	<b>61</b>	<b>506</b>	<b>508</b>	56.5%▼	24.7%▼	0.4%▲
Assault	19	10	72	57	442	451	47.4%▼	20.8%▼	2.0%▲
Homicide (doesn't include Negligent/Justifiable)	0	0	0	1	4	5	0.0%	NC	25.0%▲
Kidnapping/Abduction	1	0	1	1	9	14	100.0%▼	0.0%	55.6%▲
Sex Offenses, Forcible	3	0	8	2	51	38	100.0%▼	75.0%▼	25.5%▼
<b>Property</b>	<b>59</b>	<b>50</b>	<b>308</b>	<b>180</b>	<b>2140</b>	<b>1601</b>	15.3%▼	41.6%▼	25.2%▼
Arson	1	0	3	2	19	18	100.0%▼	33.3%▼	5.3%▼
Burglary/Breaking and Entering	9	5	29	21	170	165	44.4%▼	27.6%▼	2.9%▼
Counterfeiting/Forgery	0	0	0	0	1	6	0.0%	0.0%	500.0%▲
Destruction/Damage/Vandalism of Property	16	18	93	48	709	489	12.5%▲	48.4%▼	31.0%▼
Fraud	1	2	8	8	67	64	100.0%▲	0.0%	4.5%▼
Larceny/Theft	22	16	125	65	816	574	27.3%▼	48.0%▼	29.7%▼
Motor Vehicle Theft	7	5	37	25	281	208	28.6%▼	32.4%▼	26.0%▼
Robbery	1	2	5	6	37	32	100.0%▲	20.0%▲	13.5%▼
Stolen Property	2	2	8	4	30	28	0.0%	50.0%▼	6.7%▼
<b>Society</b>	<b>4</b>	<b>11</b>	<b>24</b>	<b>38</b>	<b>111</b>	<b>203</b>	175.0%▲	58.3%▲	82.9%▲
Drug/Narcotic	3	8	19	28	63	152	166.7%▲	47.4%▲	141.3%▲
Pornography/Obscene Material	0	0	0	0	2	2	0.0%	0.0%	0.0%
Prostitution	0	0	0	0	4	4	0.0%	0.0%	0.0%
Weapon Law Violations	1	3	5	10	42	45	200.0%▲	100.0%▲	7.1%▲
<b>Sector Totals</b>	<b>86</b>	<b>71</b>	<b>413</b>	<b>279</b>	<b>2757</b>	<b>2312</b>	17.4%▼	32.4%▼	16.1%▼

NC = Noncalculable

## Last 7 Days

<p><b>Notes:</b></p> <ul style="list-style-type: none"> <li>There were no Homicide offense(s) during the last 7 days.</li> <li>80.0% (8/10) of the Assaults were coded Simple Assault.</li> <li>There were 8 DV-related offenses.</li> <li>62.5% (5/8) of the DV-related offenses were Persons.</li> <li>50.0% (5/10) of the Assaults were DV-related.</li> <li>DV-related Offenses: 9 ⇩ 8</li> <li>There were no Gang-Related offense(s) during the last 7 days.</li> <li>Theft from Motor Vehicle: 5 ⇩ 6</li> </ul>	<p><b>Top 5 Locations - Compared to last year</b></p> <ul style="list-style-type: none"> <li>1951 Yakima Ave: 0 ⇩ 3</li> <li>1516 S Sheridan Ave: 0 ⇩ 3</li> <li>1208 S 10th St: 0 ⇩ 2</li> <li>1801 S 15th St: 1 ⇩ 2</li> <li>S 9th St &amp; Broadway: 0 ⇩ 2</li> <li>701 Yakima Ave: 0 ⇩ 2</li> <li>900 Martin Luther King Jr Way: 1 ⇩ 2</li> <li>There were 5 additional locations with 2.</li> </ul>	<p><b>Top 5 Offense Locations - Compared to last year</b></p> <ul style="list-style-type: none"> <li>Street/Right Of Way: 20 ⇩ 19</li> <li>Single Family Residence: 10 ⇩ 9</li> <li>Apartment: 19 ⇩ 8</li> <li>Parking Lot: 4 ⇩ 7</li> <li>Other Business: 3 ⇩ 4</li> </ul>
---	--	---



# Sector 2 Weekly Briefing for 22 June 2026 to 28 June 2026

The data is not National Incident Based Reporting System (NIBRS) compliant. Do not compare the results with any report using that standard. The data is dynamic and is subject to change and/or revision. The number of distinct offenses listed on a report are counted. This does not represent reports or individuals. All data is compared to last year for the same number of days or date range. Small numbers may cause large percent increases and decreases. Beginning 1 October 2022, there was a change in how TPD reports certain Aggravated Assaults and Destruction offenses.

Offense Breakdown	7 Days		28 Days		Year to Date		7 Days	28 Days	YTD
	22-Jun-2025	22-Jun-2026	01-Jun-2025	01-Jun-2026	01-Jan-2025	01-Jan-2026			
	28-Jun-2025	28-Jun-2026	28-Jun-2025	28-Jun-2026	28-Jun-2025	28-Jun-2026			
<b>Persons</b>	<b>16</b>	<b>9</b>	<b>68</b>	<b>58</b>	<b>489</b>	<b>424</b>	43.8% ▼	14.7% ▼	13.3% ▼
Assault	16	8	64	52	432	371	50.0% ▼	18.8% ▼	14.1% ▼
Homicide (doesn't include Negligent/Justifiable)	0	0	0	0	3	2	0.0%	0.0%	33.3% ▼
Kidnapping/Abduction	0	0	0	0	8	10	0.0%	0.0%	25.0% ▲
Sex Offenses, Forcible	0	1	4	6	46	41	NC	50.0% ▲	10.9% ▼
<b>Property</b>	<b>74</b>	<b>45</b>	<b>282</b>	<b>198</b>	<b>1702</b>	<b>1627</b>	39.2% ▼	29.8% ▼	4.4% ▼
Arson	0	0	1	0	8	9	0.0%	100.0% ▼	12.5% ▲
Burglary/Breaking and Entering	3	6	12	26	137	170	100.0% ▲	116.7% ▲	24.1% ▲
Counterfeiting/Forgery	0	0	0	0	5	2	0.0%	0.0%	60.0% ▼
Destruction/Damage/Vandalism of Property	26	13	85	45	471	455	50.0% ▼	47.1% ▼	3.4% ▼
Fraud	2	2	10	10	69	81	0.0%	0.0%	17.4% ▲
Larceny/Theft	28	16	120	86	747	686	42.9% ▼	28.3% ▼	8.2% ▼
Motor Vehicle Theft	10	4	41	22	212	172	60.0% ▼	46.3% ▼	18.9% ▼
Robbery	3	3	10	7	34	31	0.0%	30.0% ▼	8.8% ▼
Stolen Property	2	0	2	0	8	10	100.0% ▼	100.0% ▼	25.0% ▲
<b>Society</b>	<b>2</b>	<b>1</b>	<b>10</b>	<b>8</b>	<b>48</b>	<b>57</b>	50.0% ▼	20.0% ▼	18.8% ▲
Drug/Narcotic	2	0	3	1	15	22	100.0% ▼	66.7% ▼	46.7% ▲
Pornography/Obscene Material	0	1	0	1	2	4	NC	NC	100.0% ▲
Prostitution	0	0	0	1	0	1	0.0%	NC	NC
Weapon Law Violations	0	0	7	5	31	30	0.0%	28.6% ▼	3.2% ▼
<b>Sector Totals</b>	<b>92</b>	<b>55</b>	<b>360</b>	<b>264</b>	<b>2239</b>	<b>2108</b>	40.2% ▼	26.7% ▼	5.9% ▼

NC = Noncalculable

## Last 7 Days

<p><b>Notes:</b></p> <ul style="list-style-type: none"> <li>There were no Homicide offense(s) during the last 7 days.</li> <li>75.0% (6/8) of the Assaults were coded Simple Assault.</li> <li>There were 4 DV-related offenses.</li> <li>75.0% (3/4) of the DV-related offenses were Persons.</li> <li>37.5% (3/8) of the Assaults were DV-related.</li> <li>DV-related Offenses: 7 ↘ 4</li> <li>There was 1 Gang-Related offense(s) during the last 7 days.</li> <li>Theft from Motor Vehicle: 10 ↘ 5</li> </ul>	<p><b>Top 5 Locations - Compared to last year</b></p> <ul style="list-style-type: none"> <li>2502 S Tyler St: 0 ↗ 4</li> <li>1965 S Union Ave: 0 ↗ 3</li> <li>6201 6th Ave: 0 ↗ 3</li> <li>3016 N 28th St: 0 ↗ 2</li> <li>7319 6th Ave: 0 ↗ 2</li> <li>2315 Westridge Ave W: 0 ↗ 2</li> <li>1203 N Junett St: 0 ↗ 2</li> <li>There were 3 additional locations with 2.</li> </ul>	<p><b>Top 5 Offense Locations - Compared to last year</b></p> <ul style="list-style-type: none"> <li>Single Family Residence: 21 ↘ 14</li> <li>Parking Lot: 20 ↘ 8</li> <li>Department Store: 1 ↗ 7</li> <li>Street/Right Of Way: 17 ↘ 5</li> <li>Apartment: 6 ↘ 5</li> </ul>
--	---	---



# Sector 3 Weekly Briefing for 22 June 2026 to 28 June 2026

The data is not National Incident Based Reporting System (NIBRS) compliant. Do not compare the results with any report using that standard. The data is dynamic and is subject to change and/or revision. The number of distinct offenses listed on a report are counted. This does not represent reports or individuals. All data is compared to last year for the same number of days or date range. Small numbers may cause large percent increases and decreases. Beginning 1 October 2022, there was a change in how TPD reports certain Aggravated Assaults and Destruction offenses.

Offense Breakdown	7 Days		28 Days		Year to Date		7 Days	28 Days	YTD
	22-Jun-2025	22-Jun-2026	01-Jun-2025	01-Jun-2026	01-Jan-2025	01-Jan-2026			
	28-Jun-2025	28-Jun-2026	28-Jun-2025	28-Jun-2026	28-Jun-2025	28-Jun-2026			
<b>Persons</b>	<b>18</b>	<b>21</b>	<b>83</b>	<b>75</b>	<b>479</b>	<b>482</b>	16.7%▲	9.6%▼	0.6%▲
Assault	17	17	79	67	436	420	0.0%	15.2%▼	3.7%▼
Homicide (doesn't include Negligent/Justifiable)	0	0	0	0	0	1	0.0%	0.0%	NC
Kidnapping/Abduction	0	3	2	6	7	21	NC	200.0%▲	200.0%▲
Sex Offenses, Forcible	1	1	2	2	36	39	0.0%	0.0%	8.3%▲
<b>Property</b>	<b>61</b>	<b>48</b>	<b>261</b>	<b>184</b>	<b>1708</b>	<b>1344</b>	21.3%▼	29.5%▼	21.3%▼
Arson	0	0	1	0	10	3	0.0%	100.0%▼	70.0%▼
Burglary/Breaking and Entering	6	5	25	14	131	101	16.7%▼	44.0%▼	22.9%▼
Counterfeiting/Forgery	0	0	0	0	9	8	0.0%	0.0%	11.1%▼
Destruction/Damage/Vandalism of Property	17	8	74	43	412	308	52.9%▼	41.9%▼	25.2%▼
Fraud	1	1	8	3	66	63	0.0%	62.5%▼	4.5%▼
Larceny/Theft	24	23	113	94	858	636	4.2%▼	16.8%▼	25.9%▼
Motor Vehicle Theft	7	9	26	20	166	159	28.6%▲	23.1%▼	4.2%▼
Robbery	4	2	9	4	31	35	50.0%▼	55.6%▼	12.9%▲
Stolen Property	1	0	3	3	16	19	100.0%▼	0.0%	18.8%▲
<b>Society</b>	<b>2</b>	<b>6</b>	<b>18</b>	<b>30</b>	<b>128</b>	<b>163</b>	200.0%▲	66.7%▲	27.3%▲
Drug/Narcotic	1	5	6	18	78	106	400.0%▲	200.0%▲	35.9%▲
Pornography/Obscene Material	1	0	6	0	15	6	100.0%▼	100.0%▼	60.0%▼
Prostitution	0	0	0	1	1	3	0.0%	NC	200.0%▲
Weapon Law Violations	0	1	6	11	34	48	NC	83.3%▲	41.2%▲
<b>Sector Totals</b>	<b>81</b>	<b>75</b>	<b>362</b>	<b>289</b>	<b>2315</b>	<b>1989</b>	7.4%▼	20.2%▼	14.1%▼

NC = Noncalculable

## Last 7 Days

### Notes:

- There were no Homicide offense(s) during the last 7 days.
- 58.8% (10/17) of the Assaults were coded Simple Assault.
- There were 14 DV-related offenses.
- 85.7% (12/14) of the DV-related offenses were Persons.
- 47.1% (8/17) of the Assaults were DV-related.
- DV-related Offenses: 14 ↔ 14
- There were no Gang-Related offense(s) during the last 7 days.
- Theft from Motor Vehicle: 3 ↗ 4

### Top 5 Locations - Compared to last year

- 4502 S Steele St: 6 ↗ 9
- 8045 S Hosmer St: 0 ↗ 3
- 3701 S Pine St: 1 ↗ 3
- 6005 S Junett St: 0 ↗ 3
- 3218 S Monroe St: 0 ↗ 2
- 1913 S 72nd St: 1 ↗ 2
- 3808 S Mason Ave: 0 ↗ 2
- There were 9 additional locations with 2.

### Top 5 Offense Locations - Compared to last year

- Apartment: 2 ↗ 12
- Single Family Residence: 18 ↘ 10
- Parking Lot: 9 ↗ 10
- Street/Right Of Way: 10 ↘ 9
- Department Store: 3 ↗ 4
- Other Business: 5 ↘ 4



# Sector 4 Weekly Briefing for 22 June 2026 to 28 June 2026

The data is not National Incident Based Reporting System (NIBRS) compliant. Do not compare the results with any report using that standard. The data is dynamic and is subject to change and/or revision. The number of distinct offenses listed on a report are counted. This does not represent reports or individuals. All data is compared to last year for the same number of days or date range. Small numbers may cause large percent increases and decreases. Beginning 1 October 2022, there was a change in how TPD reports certain Aggravated Assaults and Destruction offenses.

Offense Breakdown	7 Days		28 Days		Year to Date		7 Days	28 Days	YTD
	22-Jun-2025	22-Jun-2026	01-Jun-2025	01-Jun-2026	01-Jan-2025	01-Jan-2026			
	28-Jun-2025	28-Jun-2026	28-Jun-2025	28-Jun-2026	28-Jun-2025	28-Jun-2026			
<b>Persons</b>	<b>15</b>	<b>28</b>	<b>111</b>	<b>90</b>	<b>573</b>	<b>577</b>	86.7%▲	18.9%▼	0.7%▲
Assault	14	26	100	84	527	527	85.7%▲	16.0%▼	0.0%
Homicide (doesn't include Negligent/Justifiable)	1	0	2	0	6	3	100.0%▼	100.0%▼	50.0%▼
Kidnapping/Abduction	0	1	5	2	11	16	NC	60.0%▼	45.5%▲
Sex Offenses, Forcible	0	1	4	4	29	31	NC	0.0%	6.9%▲
<b>Property</b>	<b>76</b>	<b>45</b>	<b>254</b>	<b>170</b>	<b>1551</b>	<b>1375</b>	40.8%▼	33.1%▼	11.3%▼
Arson	1	0	2	2	13	9	100.0%▼	0.0%	30.8%▼
Burglary/Breaking and Entering	9	4	24	17	158	150	55.6%▼	29.2%▼	5.1%▼
Counterfeiting/Forgery	0	0	0	0	7	2	0.0%	0.0%	71.4%▼
Destruction/Damage/Vandalism of Property	16	13	67	43	353	374	18.8%▼	35.8%▼	5.9%▲
Fraud	4	1	11	11	72	84	75.0%▼	0.0%	16.7%▲
Larceny/Theft	35	18	102	72	647	520	48.6%▼	29.4%▼	19.6%▼
Motor Vehicle Theft	7	4	30	13	199	153	42.9%▼	56.7%▼	23.1%▼
Robbery	2	4	7	9	49	49	100.0%▲	28.6%▲	0.0%
Stolen Property	2	0	10	1	43	24	100.0%▼	90.0%▼	44.2%▼
<b>Society</b>	<b>7</b>	<b>11</b>	<b>31</b>	<b>32</b>	<b>230</b>	<b>212</b>	57.1%▲	3.2%▲	7.8%▼
Drug/Narcotic	5	9	22	20	160	140	80.0%▲	9.1%▼	12.5%▼
Pornography/Obscene Material	0	0	0	2	0	4	0.0%	NC	NC
Prostitution	0	0	0	0	3	2	0.0%	0.0%	33.3%▼
Weapon Law Violations	2	2	9	10	67	66	0.0%	11.1%▲	1.5%▼
<b>Sector Totals</b>	<b>98</b>	<b>84</b>	<b>396</b>	<b>292</b>	<b>2354</b>	<b>2164</b>	14.3%▼	26.3%▼	8.1%▼

NC = Noncalculable

## Last 7 Days

<p><b>Notes:</b></p> <ul style="list-style-type: none"> <li>There were no Homicide offense(s) during the last 7 days.</li> <li>69.2% (18/26) of the Assaults were coded Simple Assault.</li> <li>There were 17 DV-related offenses.</li> <li>70.6% (12/17) of the DV-related offenses were Persons.</li> <li>42.3% (11/26) of the Assaults were DV-related.</li> <li>DV-related Offenses: 12 ↗ 17</li> <li>There were no Gang-Related offense(s) during the last 7 days.</li> <li>Theft from Motor Vehicle: 8 ↘ 3</li> </ul>	<p><b>Top 5 Locations - Compared to last year</b></p> <ul style="list-style-type: none"> <li>8445 Pacific Ave: 0 ↗ 4</li> <li>8702 S Hosmer St: 0 ↗ 4</li> <li>1302 S 38th St: 3 ↔ 3</li> <li>E L St &amp; E 72nd St: 0 ↗ 2</li> <li>7015 S D St: 0 ↗ 2</li> <li>8405 Pacific Ave: 1 ↗ 2</li> <li>9820 Pacific Ave: 0 ↗ 2</li> <li>There were 6 additional locations with 2.</li> </ul>	<p><b>Top 5 Offense Locations - Compared to last year</b></p> <ul style="list-style-type: none"> <li>Street/Right Of Way: 15 ↗ 16</li> <li>Apartment: 9 ↗ 14</li> <li>Single Family Residence: 24 ↘ 13</li> <li>Parking Lot: 11 ↘ 10</li> <li>Sidewalk: 1 ↗ 4</li> <li>Driveway: 5 ↘ 4</li> </ul>
--	---	---



**City of Tacoma  
Public Utility Board  
Study Session**

**July 8, 2026; 3:00 p.m.  
Tacoma Public Utilities, LT1 (3<sup>rd</sup> Floor Conference Room)  
(Directly Across Main Elevator)  
3628 South 35<sup>th</sup> Street, Tacoma WA 98409**

**Join remotely: <https://us06web.zoom.us/j/81336402669>  
or by dialing 253-215-8782 and entering meeting ID 813 3640 2669**

**Call to Order**

**Roll Call**

The Public Utility Board will hold a study session with staff to discuss the following:

<b>Approximate Time</b>	<b>Topic</b>	<b>Presenter(s)</b>
3:00 – 3:20	Tacoma Power: Day Ahead Markets	Ray Johnson, Power Mgr; Thad LeVar, Market Initiatives & Policy Engagement Mgr; Gabrielle Glynn, Market Analytics & Settlements Team Supv.
3:25 – 4:35	Budget and Rates: Draft Budgets for all Operating Divisions	Ebony Peebles, Sr. Business Services Mgr; Keeley Mauro, Power Budget Mgr; Dan McCabe, Asst. Rail Supt. Hayley Falk, Water Financial Services Mgr
4:40 – 5:40	Tacoma Power: Balancing Authority	Jennie Wike, Compliance Lead; Cullen Ritchie, Chief Dispatcher-Reliability; Casey Rood, Real Time Trading Mgr
5:45	Executive Session to discuss Pending Litigation [RCW 42.30.110(1)(i)]	

**Adjournment**

The Public Utility Board may enter into a closed or executive session at any time during an open public meeting as provided by law.

	<p>The City of Tacoma does not discriminate on the basis of disability in any of its programs, activities, or services. To request this information in an alternative format or to request a reasonable accommodation, please contact the TPU Director’s Office at 253-502-8201 or <a href="mailto:utilityboard@tacoma.gov">utilityboard@tacoma.gov</a>. TTY or speech to speech users please dial 711 to connect to Washington Relay services.</p>
--	---



**City of Tacoma  
Public Utility Board Meeting**

**July 8, 2026; 6:30 p.m.  
Tacoma Public Utilities – Ground Floor Auditorium  
3628 S 35<sup>th</sup> Street, Tacoma WA 98409**

**Join remotely: <https://us06web.zoom.us/j/84626080846>  
or by dialing 253-215-8782 and entering meeting ID: 846 2608 0846**

**Call to Order**

**Roll Call**

- A. Approve Minutes of Previous Meetings**
- B. Comments by the Public**
- C. Regular Agenda**

Departmental

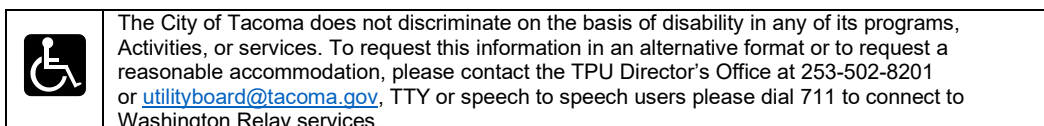
- C-1 Motion 26-04 – In accordance with Board Rules of Procedure Three, Section One, Election of Officers, of the Public Utility Board, that Elly Claus-McGahan, Anita Gallagher, and Devin Hampton be nominated and elected as Chair, Vice-Chair, and Secretary, respectively.
- C-2 Resolution U-11611- A resolution to award certain contracts and approve certain purchases:
  - 1. Increase contract with American Custodial, Inc., for janitorial services at General Government and Tacoma Public Utilities facilities (\$800,000. Projected contract total \$5,000,000, plus applicable taxes) [Tad Carlson, Financial Services Mgr];
  - 2. Award three-year contract to Voxai Solutions, Inc. for a voice and workforce management platform supporting customer contact systems (\$2,260,608.60, plus a contingency of \$100,000 and an option to renew for two additional one-year terms for a projected contract of \$2,360,608.60, plus applicable taxes) [Megan Davis, Sr. Technology Mgr].

Tacoma Water

- C-3 Resolution U-11612 – Authorize the amendment of an interlocal cooperation agreement between the City of Tacoma and King County necessary to receive up to \$150,000 in Conservation Futures Tax levy grant funds that will reimburse Tacoma Water for 75 percent of the purchase of approximately 80 acres of forest land within the Green River Municipal Watershed (Tyler Patterson, Watershed Services Mgr).

**D. Adjournment**

The Public Utility Board may enter a closed or executive session at any time during an open public meeting as provided by law.



<b>Community Vitality and Safety Committee</b>			
<b>Members</b> (Chair) CM Rumbaugh, (Vice Chair) CM Scott; CM Palmer, and CM Walker; Alternate: CM Diaz <b>Staff</b> Executive Liaison: Toni Esparza Coordinator: Arsenio Roddy-Little		<b>Meetings</b> 2nd and 4th Thursdays 4:30pm Zoom and TMB 243	<b>CBC Assignments</b> • Commission on Disabilities • Commission on Immigrant & Refugee Affairs • Community Redevelopment Authority • Community's Police Advisory Committee • Housing Authority • Human Rights Commission • Human Services Commission • Public Library Board
<b>Date</b>	<b>Topic</b>	<b>Presenter(s)</b>	<b>Description</b>
July 9	Unified Regional Approach to Homelessness in Pierce County	Council Member Jani Hitchen, Chair; Mary Connolly, Policy Analyst, Pierce County Council	An overview of the collaboration that is taking place across the County to launch a Unified Regional Approach to Homelessness in Pierce County.
July 23	Tacoma Area Commission on Disabilities Interviews	Nicole Emery, City Clerk	The Committee will conduct interviews to fill seats on the Commission.
	Rental Housing Code and Landlord Fairness Code: Compliance and Enforcement Overview	Felicia Medlen, Division Manager; ChiQuata Elder, Senior Equity Programs Consultant, Community and Economic Development	Informational briefing on compliance and enforcement procedures for the City's Rental Housing Code and the Landlord Fairness Code Initiative.
August 13	Tacoma Community Redevelopment Authority Report Out		Representatives from TCRA will provide an update on their work over the past year and work they may be addressing in the coming year.
	Community Police Advisory Committee (CPAC) Report Out		Representatives from CPAC will provide an update on their work over the past year and work they may be addressing in the coming year.
August 27	Human Services Commission, Human Rights Commission, and Commission on Immigrant and Refugee Affairs Report Outs		Representatives from these commissions will provide an update on their work over the past year and work they may be addressing in the coming year.

Date	Meeting	Subject	Department	Background
July 7, 2026	Study Session (Hybrid Council Chambers / Dial-in 12:00 p.m.)	Roadmap to Recovery City Manager Update	City Manager Kim	The City Manager will present the City's Roadmap to Recovery, detailing the strategies currently being implemented to stabilize core services and strengthen long-term organizational resilience. The presentation will also address the difficult decisions ahead, offering a clear assessment of the choices required to maintain fiscal responsibility and sustain progress.
	City Council Meeting (hybrid Council Chambers /dial-in 5:00 PM)			
July 14, 2026	Study Session (Hybrid Council Chambers / Dial-in 12:00 p.m.)	Middle Housing Permitting Program Update	Planning and Development Services - Peter Huffman	Staff will provide an update on the Middle Housing Permitting Program.
		Executive Session - Pending Litigation		
	City Council Meeting (hybrid Council Chambers /dial-in 5:00 PM)			
July 21, 2026	Study Session (Hybrid Council Chambers / Dial-in 12:00 p.m.)			
	City Council Meeting (hybrid Council Chambers /dial-in 5:00 PM)			
July 28, 2026	Study Session (Hybrid Council Chambers / Dial-in 12:00 p.m.)	Tacoma Smelter Plume Annual Update	Tacoma Smelter Plume Outreach Coordinator - Sarah Miller, Justin Zakoren & Esther Beaumer	Staff will provide information about the status of cleanup work in the Tacoma Smelter Plume. They will also cover new initiatives to inform developers, realtors and buyers.
		State of the Courts	Tacoma Municipal Court Judicial Officers: Judge Steven J. Krupa, Committee Chair for the Municipal Court of Tacoma Department of the Pierce County District Court; Judge Dee A. Sonntag; Judge Sergio Flores; Commissioner Jason Johnson	The State of the Court address is an annual briefing led by the Committee Chair for the Municipal Court of Tacoma Department of the Pierce County District Court to inform the Mayor, Council, City Manager and public about the operations, status and the needs of the Court. This year's presentation will also highlight our Therapeutic Courts as well as the Court's therapeutic approach to criminal justice and how we see this expanding. As part of the presentation, the Court will make requests and inquiries regarding the availability of funding from such sources as the public safety sales tax, opioid settlement funds, mental health and substance use disorder funds and the general fund.
		Property Maintenance and Enforcement Modernization	Planning and Development Services - Mindee Weber	
	City Council Meeting (hybrid Council Chambers /dial-in 5:00 PM)			

## Economic Development Committee

### Members

(Chair) CM Diaz, (Vice Chair) DM Bushnell,  
CM Palmer, and CM Scott; Alternate: CM Rumbaugh

### Staff

Executive Liaison: Debbie Bingham;  
Coordinator: Chrisy Vindivich

### Meetings

2nd, 4th, and 5th Tuesdays  
10:00am  
Zoom and TMB 243

### CBC Assignments

- Arts Commission
- City Events and Recognition Committee
- Equity in Contracting Advisory Committee
- Convention Center Public Facilities District
- Tacoma Creates Advisory Board

Date	Topic	Presenter(s)	Description
July 14	Equity in Contracting Advisory Committee Interviews	Nicole Emery, City Clerk	The Committee will conduct interviews to fill seats on the Advisory Committee.
	\$20 Minimum Wage Proposal Discussion	Vice Chair Joe Bushnell	A review of policy pathways to institute a \$20 minimum wage in Tacoma.
July 28	Spaceworks Tacoma Annual Report Out	Rebecca Solverson, Division Manager, Community and Economic Development; Jennifer English, Program Director, Spaceworks	Spaceworks Tacoma staff will give an overview of the program, including major recent accomplishments and upcoming initiatives.
August 11	Tacoma Creates Advisory Board Interviews	Nicole Emery, City Clerk	The Committee will conduct interviews to fill seats on the Advisory Board.
August 25	Arts & Cultural Vitality Strategic Plan Update	Rebecca Solverson, Division Manager, Arts & Cultural Vitality; Ted Richardson, Strategic Initiatives Program Coordinator, Office of Strategy	Staff will share a draft of the Arts & Cultural Vitality Strategic Plan Refresh.

**Government Performance and Finance Committee**

<p align="center"><b>Members</b>                  (Chair) CM Hines, (Vice Chair) DM Bushnell,                  CM Sadalge, and CM Rumbaugh; Alternate: CM Walker  <b>Staff</b>                  Executive Liaison: Andy Cherullo; Coordinator: Chantra Real</p>		<p align="center"><b>Meetings</b>                  1st and 3rd Tuesdays                  10:00am                  Zoom and TMB 243</p>	<p align="center"><b>CBC Assignments</b>                  • Audit Advisory Board • Board of Ethics                  • Civil Service Board • Public Utility Board</p>
Date	Topic	Presenter(s)	Description
July 7	Community Engagement Report: Barriers and Policy Considerations for Accelerating Housing Production	CM Hines	Community Engagement Report: Barriers and Policy Considerations for Accelerating Housing Production
July 21	<i>[Tentative] Clerk's Office letter review</i>	<i>Debra Casparian, Deputy City Attorney; Nicole Emery, City Clerk</i>	

**Infrastructure, Planning, and Sustainability Committee**

<b>Members</b> (Chair) CM Walker, (Vice Chair) CM Sadalge, CM Díaz, and CM Hines; Alternate: DM Bushnell <b>Staff</b> Executive Liaison: Ramiro Chavez Coordinator: Marvin Griffin		<b>Meetings</b> 2nd and 4th Wednesdays 4:30pm Zoom and TMB 243	<b>CBC Assignments</b> • Climate and Sustainability Commission • Landmarks Preservation Commission • Planning Commission • Transportation Commission • Urban Design Board
<b>Date</b>	<b>Topic</b>	<b>Presenter(s)</b>	<b>Description</b>
July 8	Central Wastewater Treatment Plant Gas Utilization Facility Status Update	Matt Torrey, Engineer; Teresa Peterson, Principal Engineer; Dominic Greco, Business Services Manager; Nathan Crain, Senior Business Services Analyst, Environmental Services	The Central Wastewater Treatment Plant's Gas Utilization Facility (GUF) is a renewable natural gas (RNG) facility constructed around 2020 to capture, process, and sell excess biogas (methane) produced as a byproduct of the plant's biosolids digestion process. Staff will present on the GUF's operational and financial performance to-date.
	Briefing on Update Process for the City's Right-of-Way Design Manual	Brennan Kidd, Assistant Division Manager, Public Works; Chris Johnson, Manager, Planning and Development Services	Informational presentation to discuss the multi-departmental process already being used to update the City's Right-of-Way Design manual in a systematic, consistent, and sustainable way. A recent past update cycle will be described and summarized at a high level followed by the presentation of the steps pertaining to the next update cycle expected to be finalized in 2027.
July 22	Stormwater Discharge Permit on Tribal Land and Stormwater Comprehensive Plan Update	Shauna Hansen, Stormwater Management Program and Permit Coordinator; Brandi Wallace Lubliner, Principal Engineer; Dana de Leon, Assistant Division Manager, Environmental Services	The EPA is issuing a new, municipal separate storm sewer system (MS4) Permit to City stormwater discharges to tribal waters, adding 18 identified outfalls in Tacoma to the existing citywide Department of Ecology MS4 Permit. Staff will explain the new permit's similarities, differences, and City compliance efforts. Staff will also provide an update on the Stormwater Comprehensive Plan.
	PFAS Treatment Evaluation Update	Kim DeFolo, Principal Engineer, Tacoma Water	Tacoma Water will provide an update about the groundwater supply and per- and polyfluoroalkyl substances (PFAS). The presentation will review key issues associated with PFAS, summarize Tacoma Water's recently completed PFAS evaluation, and outline near-term and long-term strategies to protect public health and meet regulatory requirements.

**Operational Strategy and Administrative Committee**

<b>Committee Members</b> (Chair) Anders Ibsen, CM Bushnell, CM Scott, and CM Walker Alternate: CM Hines Executive Liaison: Ben Thurgood		2nd and 4th Fridays of the month 10:30am Zoom and TMB 243	<b>CBC Assignments</b> • Comission on Elected Salaries
<b>Date</b>	<b>Topic(s)</b>	<b>Presenter(s)</b>	<b>Description</b>
June 26, 2026	Role of the Deputy Mayor		
July 10, 2026	City Manager Workplan Quarterly Check in		
July 24, 2026			