



WEEKLY REPORT TO THE CITY COUNCIL

June 13, 2024

Members of the City Council
City of Tacoma, Washington

Dear Mayor and Council Members:

ITEMS OF INTEREST

1. Public Works Director Ramiro Chavez provides the attached **2023-2024 Transportation Benefit District Progress update**.
2. Public Works Director Ramiro Chavez provides the attached **survey results report from EMC Research regarding the Tacoma Streets Initiative. The survey was designed to understand Tacoma residents' priorities and perspectives on street maintenance and explore the viability of a potential ballot measure.** Over 500 interviews were conducted during May 20-29, 2024, in English and Spanish. Survey results show support of a ballot measure in 2025 after education and benefits of the last Streets Initiative. Overall, there is a gulf between residents' perspective of the condition of Tacoma's streets and what the City says about its progress funded by the 2015 Streets Initiative. Strong majorities of residents rate potential transportation priorities and statements regarding the outcomes of the proposed measure as important and the cost of the new proposal is not an impediment as support increases per household costs are shared. **Public Works will use this information to assist in recommendations regarding the next Streets Initiative.**
3. Police Chief Avery Moore provides the attached **Weekly Crime Report**.
4. Please see the attached City of Tacoma **Weekly Meeting Schedule**.
5. Management Fellow Anna Le provides the attached **May 2024, Neighborhood Council Liaison report**.
6. City-funded Temporary and Emergency Shelter Performance: The City posts weekly information about its Temporary and Emergency Shelter locations including current census, number of available beds, and exits to housing. This information can be found at: https://cityoftacoma.org/UserFiles/Servers/Server_6/File/NCS/weeklydataupdate.pdf.
7. Encampment Outreach: The City's Homeless Engagement and Alternatives Liaison Team (formerly the Homeless Outreach Team) performs encampment outreach throughout the week to provide individuals opportunities to connect to shelter, behavioral health, substance use, and employment services.

For the week of June 3 - 7, 2024, staff visited twenty-two locations. This resulted in eighty (forty-one new, and thirty-nine repeat) individuals being contacted and referred to community services. Two individuals accepted shelter.

8. **Veterans Village Stand-down: Veterans Village (82nd and Pacific Avenue), operated by Forward Operating Base (FOB) Hope, is currently preparing to standdown the Veteran Village at 8208 Pacific Avenue.** FOB Hope will continue to work with the current residents on their stability and housing plans during this transition. This site was used through a Memorandum of Understanding with Tacoma Public Utilities (TPU), and once the transition is complete, the City will decommission the site and TPU will take over management of the property. Since opening in May 2022, FOB Hope has served 161 individuals, with 88 of the clients having been connected to permanent housing.

On June 10, 2024, there were 13 residents (a decrease of one resident since the June 6, 2024, report) at the site and all current residents are currently working with case management. Neighborhood and Community Services has begun meeting with FOB Hope weekly to assess operational needs and will continue to support FOB Hope and their veterans during this transition. **The City is committed to ensuring that every resident has the option to transition to the new location or has an alternative shelter location should they wish by July 31, 2024.**

9. **TEMS 4 Transition: Tacoma Emergency Micro-Shelter (TEMS) 4 (69th and Proctor), operated by Low Income Housing Institute (LIHI), is currently transitioning to Forging Path Community at 3561 Pacific Avenue, operated by Tacoma Rescue Mission (TRM).** The City of Tacoma has begun to transit shelter and hygiene units on June 3, 2024, from South 69th and Proctor to Forging Path Community at 35th and Pacific Avenue. Starting next week, people who are not able to exit into permanent housing by the end of June, will begin to transition to Forging Path Community. Once the transition is complete, the City will decommission the site and the Housing Division will issue a "Request for Proposal," for affordable housing on the property. Since opening in December 2021, LIHI has served 222 individuals, with 78 of the clients having been connected to permanent housing.

On June 10, 2024, there were 64 residents (a decrease of six residents since the June 6, 2024, report) at 69th and Proctor and 40 are currently working with case management. Neighborhood and Community Services continues to meet with LIHI and TRM weekly to assess operational needs and will continue to support LIHI during this transition. **The City is committed to ensuring that every resident has the option to transition to the new location or has an alternative shelter location should they wish by June 30, 2024.**

10. **Notice of Funding Availability:** Neighborhood and Community Services released a Notice of Funding Availability (NOFA) for 2025-2026 contract funding related to human and social service provision on June 4, 2024. The solicitation may be accessed on the City's [Services Solicitations](#) page and will **close on July 2, 2024. Proposals submitted must be in alignment with the department's Systems and Strategy Division Issue Statement, address gaps in systems, and meet the needs of Tacoma residents who are most vulnerable.**

Alignment with the [City of Tacoma Strategic Plan \(Tacoma 2025\)](#) and [Council Resolution 40622](#), which acknowledges the disparate impacts of systemic racism and affirms the City of Tacoma's commitment to anti-racist systems transformation, is imperative. Neighborhood and Community Services staff will be hosting two pre-proposal meetings to provide additional information and answer questions. One opportunity was held on June 5, 2024, and the other will be on June 20, 2024. Meeting details are included in the solicitation documents.

Due to ongoing commitments, critical nature of services, alignment with Council priorities, and/or recent competitive funding award, the following areas **ARE NOT** competing for funding in this NOFA. Programs that are not expected to compete for funds have been notified:

- City Initiatives
- Interlocal Agreements
- Sheltering
- Aging & Disability Services

STUDY SESSION / WORK SESSION

11. **The City Council Study Session of Tuesday, June 18, 2024, will be conducted as a hybrid meeting.** This meeting can be attended in-person at the Tacoma Municipal North Building, 733 Market Street, 1st floor, Room 16 or be heard by dialing (253) 215 – 8782 or through Zoom at: www.zoom.us/j/89496171192 and entering the meeting ID 894 9617 1192; passcode 89659 when prompted. This meeting will be broadcast on TV Tacoma and Facebook.

Discussion items will include: (1) **Alternative Response Quarterly Update**; (2) **Proposed Charter Amendments Review**; (3) **Other Items of Interest**; (4) **Committee Reports**; (5) **Agenda Review and City Manager's Weekly Report.**

On our first agenda item, staff will be providing the quarterly update on the status of the three **Alternative Response projects being led by the Fire Department, Police Department and Neighborhood and Community Services: Behavioral Health Response Team, Community Safety Officers, and homelessness outreach expansion.**

On our second agenda item, the Mayor and Council Members will discuss the **Charter Review Committee recommendations, any additional information received regarding the recommendations, and will continue discussions from previous topics** that may have not been covered during the June 11, 2024, Study Session.

12. The updated **Tentative City Council Forecast and Consolidated Standing Committee Calendar** are attached for your information.

MARK YOUR CALENDARS

13. You are invited to the below events:

- **The 38th Annual City of Destiny Awards:** Wednesday, June 26, 2024, 5:00 p.m. Community Showcase and 6:00 p.m. Awards Ceremony, Tacoma Dome Exhibition Hall, 2727 East D Street.
- **Five Additional ‘One Tacoma’ Public Workshop Events Announced** for June, More In-Person and Online Opportunities for Community Members to Help Shape Tacoma’s Future . Community members now have five additional “visioning workshop” events, including a virtual workshop via Zoom, where their ideas about Tacoma’s long-term future and strategic vision take center stage. The public comments and ideas gathered at the nine workshop events in May and June will, along with the One Tacoma Online Ideas Wall, inform the City’s priorities and shape several long-range planning documents, funding decisions, and strategic programs, including Tacoma’s:

The list of remaining events in June are below. For more information, please visit: engagepiercecounty.mysocialpinpoint.com/one-tacoma.


- **June 15:** Wapato Park Pavilion at 6500 South Sheridan Avenue, 1:00 p.m. – 3:00 p.m.
- **June 20:** Bates Technical College Central Campus at 2320 South 19th Street, 6:00 p.m. – 7:30 p.m.
- **June 27:** Salishan Family Investment Center at 1724 East 44th Street, 6:00 p.m. – 7:30 p.m.

Sincerely,
Elizabeth Pauli



EAP: ram

City Manager



TO: Elizabeth A. Pauli, City Manager
FROM: Ramiro A. Chavez P.E. PgMP, Public Works Director/City Engineer
SUBJECT: Tacoma Transportation Benefit District 2023-2024 Progress Update
DATE: June 11, 2024

RS
 DS
 RACPP

The Public Works Department is hereby providing the progress update for work accomplished in 2023 utilizing funds provided through the Transportation Benefit District (TBD).

The following table summarizes the budget, expenditures, and the highlights of the work performed for each program identified in Resolution No. TBD 021, which the TBD Board adopted on November 22, 2022 (see attached Exhibit A, “2023-2024 Transportation Benefit District Budget/Spending Plan”).

Additional one-time expenditures for the construction of the chip seal oil tanks at the Asphalt Plant, contracted services for street maintenance, and several vehicles have not been purchased due to supply chain issues and/or contracting challenges.

Program	2023-2024 Budget	2023 Expenditures ¹	Highlights
Street Rehabilitation	\$19,518,811	\$7,897,700	196 Blocks of Residential Surface Treatment 85 Blocks of Residential Overlay 278 Blocks of Residential Preventative Maintenance 32,151 square feet of Arterial Permanent Repair (repaired or prevented 2,009 permanent pothole repairs)
Non-motorized & Sidewalk/Curb Ramp	\$1,200,000	\$612,364	87 ADA-Compliant Curb Ramp Upgrades
Contracted Services- Street Maintenance and Repair	\$2,287,749	\$399,000	Streets Initiative Package 23 is currently under construction, which should be complete by the end of 2024.
Totals	\$23,006,560	\$8,909,064	

Please contact me at (253) 591-5067 should you have any questions.

¹ An overhead rate (20.3% for year 2023) accounts for assessments and other administrative expenses not captured in program/project work orders.



RESOLUTION NO. TBD 021

1 A RESOLUTION relating to the City of Tacoma Transportation Benefit District's
2 budget; approving the 2023-2024 Transportation Benefit District Budget/
3 Spending Plan.

4 WHEREAS RCW 35.21.225 and 36.73.020 provide for the establishment of
5 a Transportation Benefit District ("TBD") by cities and counties to levy and impose
6 various taxes and fees to generate revenue to support transportation
7 improvements that benefit the district and are consistent with state, regional, or
8 local transportation plans, and necessitated by existing or reasonably foreseeable
9 congestion levels, and

10 WHEREAS Ordinance No. 28099, passed on November 20, 2012, and
11 codified under Chapter 10.28 of the Tacoma Municipal Code, established a TBD
12 for the purpose of acquiring, constructing, improving, providing, and funding
13 transportation improvements within the district, and,

14 WHEREAS on November 27, 2012, the TBD Board authorized a vehicle
15 license fee of \$20, and

16 WHEREAS on July 14, 2015, the Board adopted Amended Resolution
17 No. TBD 008 to place ballot measure Proposition No. 4, later referred to as
18 Proposition A, on the ballot for the General Election, and

19 WHEREAS Proposition A, approved by the voters in the November 3,
20 2015 General Election, authorized a sales tax increase of one-tenth of one
21 percent to fund street improvements, and

22
23
24
25
26



1 WHEREAS the City's Office of Management and Budget estimates the
2 City will collect an estimated \$5,796,000 in authorized vehicle license fees, and
3 \$15,161,556 from the sales tax increase of one-tenth of one percent, and
4 \$84,528 in investment revenues for a total of \$21,042,084 of TBD revenues in
5 the 2023-2024 biennium, and
6

7 WHEREAS the proposed Budget/Spending Plan also includes spending
8 of \$1,964,476 cash on hand, with the total proposed Budget/Spending Plan of
9 \$23,006,560, and
10

11 WHEREAS transportation projects may include the operation, preservation,
12 and maintenance of transportation facilities or programs, and

13 WHEREAS a budget/spending plan is necessary to outline the
14 transportation improvements to be funded by the TBD, appropriate funds for
15 said improvements, and coordinate with stakeholders and utilities, and
16

17 WHEREAS the TBD Board held a public hearing on November 8, 2022,
18 to allow the public to comment on the proposed TBD Budget/Spending Plan;
19 Now, Therefore,
20
21
22
23
24
25
26



1
2
3
4
5
6
7
8
9
10
11
12
13
14
15
16
17
18
19
20
21
22
23
24
25
26

BE IT RESOLVED BY THE GOVERNING BOARD OF THE TACOMA
TRANSPORTATION BENEFIT DISTRICT:

That the 2023-2024 Transportation Benefit District Budget/Spending Plan,
substantially in the form of the document on file in the office of the City Clerk, is
hereby approved.

Passed November 22, 2022

M Woodards
Chair of the Transportation
Benefit District

Attest:

Doris Soum
City Clerk

Approved as to form:

Debra Case
Deputy City Attorney



City of Tacoma

Transportation Benefit District Governing Board
Action Memorandum

TO: Transportation Benefit District Governing Board
FROM: Rae Bailey, Division Manager, Public Works Street Operations
Josh Diekmann, P.E. PTOE, Interim Public Works Director/City Engineer
COPY: City Manager and City Clerk
SUBJECT: Resolution - Approval of 2023-2024 Transportation Benefit District Budget and Spending Plan –
November 22, 2022
DATE: October 25, 2022

DS
10

SUMMARY AND PURPOSE:

A resolution approving the 2023-2024 Transportation Benefit District Budget and Spending Plan.

BACKGROUND:

This Department's recommendation is based on RCW 35.21.225 and 36.73.020, and City of Tacoma Ordinance No. 28099, which authorized establishment of a Transportation Benefit District (TBD) for the purposes of acquiring, constructing, improving, providing, and funding transportation improvements within the TBD consistent with any state, regional, or local transportation plans and necessitated by existing or reasonably foreseeable congestion levels.

On November 27, 2012, the TBD Governing Board (Board) adopted Resolution No. TBD 001 authorizing the collection of a vehicle license fee of \$20. On November 3, 2019, passage of I-976 repealed the City's authority to collect the vehicle license fee.

On July 14, 2015, the Board adopted Amended Resolution No. TBD 008 to place ballot measure Proposition No. 4, later referred to as Proposition A, on the ballot for the General Election. Proposition A, which authorized a sales tax increase of one tenth of one percent (0.1%) to fund street improvements was passed in the November 3, 2015 General Election.

The City's Office of Management and Budget estimates the City will collect an estimated \$5,796,000 (authorized vehicle license fee), \$15,161,556 (sales tax increase of one tenth of one percent), and \$84,528 in investment revenues for a total of \$21,042,084 of TBD revenues in the 2023-2024 biennium. The proposed Budget and Spending Plan also includes spending \$1,964,476 of cash on hand. The total proposed Budget/Spending Plan is \$23,006,560.

RCW 36.73.020 states the Board shall consider the following criteria when selecting transportation improvements: reduced risk of transportation facility failure and improved safety; improved travel time; improved air quality; increases in daily and peak period trip capacity; improved modal connectivity; improved freight mobility; cost-effectiveness of the investment; optimal performance of the system through time; and other criteria, as adopted by the governing body in Chapter 10.28 of the Municipal Code.

COMMUNITY ENGAGEMENT/ CUSTOMER RESEARCH:

The TBD Budget and Spending Plan provides maintenance of the City's street system and affects all of Tacoma's residents. Maintenance projects are selected primarily upon the pavement condition of the City's street system and the Department uses the City's Equity Index to help guide selection of maintenance in underserved/underrepresented communities. A public hearing was held on November 8, 2022, which provided residents the opportunity to learn about and testify on the 2023-2024 TBD Budget and Spending Plan.



2025 STRATEGIC PRIORITIES:

Equity and Accessibility:

The proposed 2023-2024 TBD Budget and Spending Plan will provide maintenance and repair of residential streets and the construction of new ADA accessible curb ramps at various locations throughout the City, as identified in Exhibit A, entitled "2023-2024 Transportation Benefit District Budget and Spending Plan". Maintenance projects are selected using best asset management practices and the City's Equity Index.

Economy/Workforce: *Equity Index Score:* High Opportunity

Increase the number of infrastructure projects and improvements that support existing and new business developments.

Explain how your legislation will affect the selected indicator(s).

The TBD Budget and Spending Plan will provide maintenance of the City's residential street system; improves safety, travel time, and air quality; increases in daily and peak period trip capacity; improves modal connectivity; and affects all of Tacoma's residents and businesses.

ALTERNATIVES:

Alternative(s)	Positive Impact(s)	Negative Impact(s)
1. Do not approve the TBD Budget and Spending Plan.	There are no positive impacts of not approving the TBD Budget and Spending Plan.	The City will continue to collect the TBD revenue; however, without an approved Budget and Spending Plan the City cannot appropriate the funding for transportation improvements nor coordinate with stakeholders and utilities.

EVALUATION AND FOLLOW UP:

The Department tracks the expenses and the amount of maintenance performed, and provides the Board with annual and biennium reports of work completed.

STAFF/SPONSOR RECOMMENDATION:

The Public Works Department recommends the Transportation Benefit District Board approve the 2023-2024 Transportation Benefit District Budget and Spending Plan.



FISCAL IMPACT:

The authorized vehicle license fee of \$20 will generate an estimated \$5,796,000 (authorized vehicle license fee), \$15,161,556 (sales tax increase of one tenth of one percent), and \$84,528 in investment revenues for a total of \$21,042,084 of TBD revenues in the 2023-2024 biennium. The proposed Budget and Spending Plan also includes spending \$1,964,476 of cash on hand. The total proposed Budget/Spending Plan is \$23,006,560.

Fund Number & Name	COST OBJECT (CC/WBS/ORDER)	Cost Element	Total Amount
1070 Vehicle Fee	663000	4317600	\$7,085,004
1070 Sales Tax	663001	4313270	\$15,921,556
TOTAL			\$23,006,560

What Funding is being used to support the expense?

Transportation Benefit District Funding is being used.

Are the expenditures and revenues planned and budgeted in this biennium’s current budget?

No

The proposed Budget and Spending Plan is for the 2023-2024 biennium.

Are there financial costs or other impacts of not implementing the legislation?

YES

Will the legislation have an ongoing/recurring fiscal impact?

No

Will the legislation change the City’s FTE/personnel counts?

No

ATTACHMENTS:

- Exhibit A - 2023-2024 Transportation Benefit District Budget and Spending Plan

EXHIBIT A

2023-2024 TRANSPORTATION BENEFIT DISTRICT BUDGET AND SPENDING PLAN

PROGRAM	BUDGET	PROGRAM PURPOSE
Street Maintenance and Repair	\$ 19,518,811.00	<p>The purpose of the Street Maintenance and Repair program is to maintain Tacoma's roadways, both residential and arterial. Repair and maintenance of the right-of-way promotes safety, enhances mobility, and protects the environment.</p> <p>Through Transportation Benefit District funding, Public Works anticipates completing the following work:</p> <p>Residential Surface Treatment – 350 to 370 Blocks Residential Street Paving – 130 to 145 Blocks Residential Preventative Maintenance - 530 to 555 Blocks</p> <p>Construction of Oil Tanks for Surface Treatments Replacement of aging equipment used for Street Maintenance and Repair</p>
Nonmotorized & Sidewalk/Curb Ramp	\$ 1,200,000.00	<p>The purpose of the Nonmotorized & Sidewalk/Curb Ramp Program is to increase the efficiency and safety of pedestrians, bicyclists, and people of all ages and abilities in the right-of-way.</p> <p>Through Transportation Benefit District funding, Public Works anticipates completing the following work:</p> <p>Construct ADA Curb Ramps – 140 to 180 Ramps</p>
Contracted Services - Street Maintenance and Repair	\$ 2,287,749.00	<p>The purpose of the Street Maintenance and Repair program is to maintain Tacoma's roadways, both residential and arterial. Repair and maintenance of the right-of-way promotes safety, enhances mobility, and protects the environment.</p> <p>Through Transportation Benefit District funding and utilizing private construction companies, Public Works anticipates completing the following work:</p> <p>Residential Street Paving – 14 Blocks</p>
TOTAL BUDGET	\$ 23,006,560.00	

Resolution No. TBD 021

Adopted: NOV 22 2022

Maker of Motion: Ushka

Seconded: Blocker

Voice Vote:

MEMBERS	AYES	NAYS	ABSTAIN	ABSENT
CM Blocker	X			
CM Bushnell	X			
CM Daniels	X			
CM Diaz	X			
CM Hines	X			
CM Rumbaugh	X			
CM Ushka	X			
CM Walker	X			
Mayor Woodards	X			

Roll Call Vote:

MEMBERS	AYES	NAYS	ABSTAIN	ABSENT
CM Blocker				
CM Bushnell				
CM Daniels				
CM Diaz				
CM Hines				
CM Rumbaugh				
CM Ushka				
CM Walker				
Mayor Woodards				

**TACOMA
STREETS
INITIATIVE**



Tacoma Streets Proposal Survey
City of Tacoma, WA
Conducted May 2024

Methodology

- ▶ Survey designed to understand Tacoma residents’ priorities and perspectives of street maintenance and explore the viability of a potential ballot measure.
- ▶ Mixed mode telephone and text/email-to-web methodology:
 - Telephone interviews were conducted by trained, professional interviewers; landlines and mobile phones included
 - Email and text invitations were sent with link to web survey
 - Survey of voters in the City of Tacoma
- ▶ Conducted May 20 – 29, 2024 in English and Spanish
- ▶ 500 interviews; overall margin of error ± 4.4 percentage points
- ▶ Where applicable, results are compared with the following:

Methodology	Dates	Universe	Sample Size	Margin of Error	EMC #
Mixed Mode	February 8-13, 2024	Registered Voters	502	± 4.4 percentage points	24-9121

Please note that due to rounding, some percentages may not add up to exactly 100%.



Issue Environment

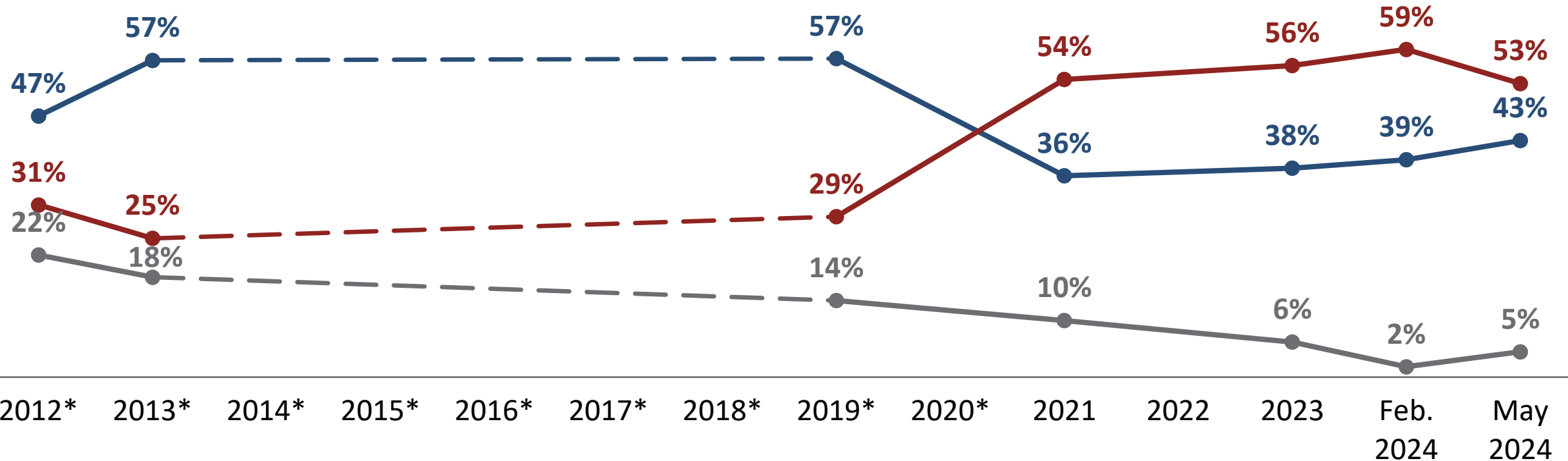
Right Direction/Wrong Track Trend

Pessimism about the direction of Tacoma is declining and the closest to optimistic since before the COVID-19 pandemic.

Do you feel that things in Tacoma are generally going in the right direction or do you feel things have gotten pretty seriously off on the wrong track?

● Right Direction ● Wrong Track ● (Don't know)

Trend data from past research for City of Tacoma and Tacoma Public Schools.

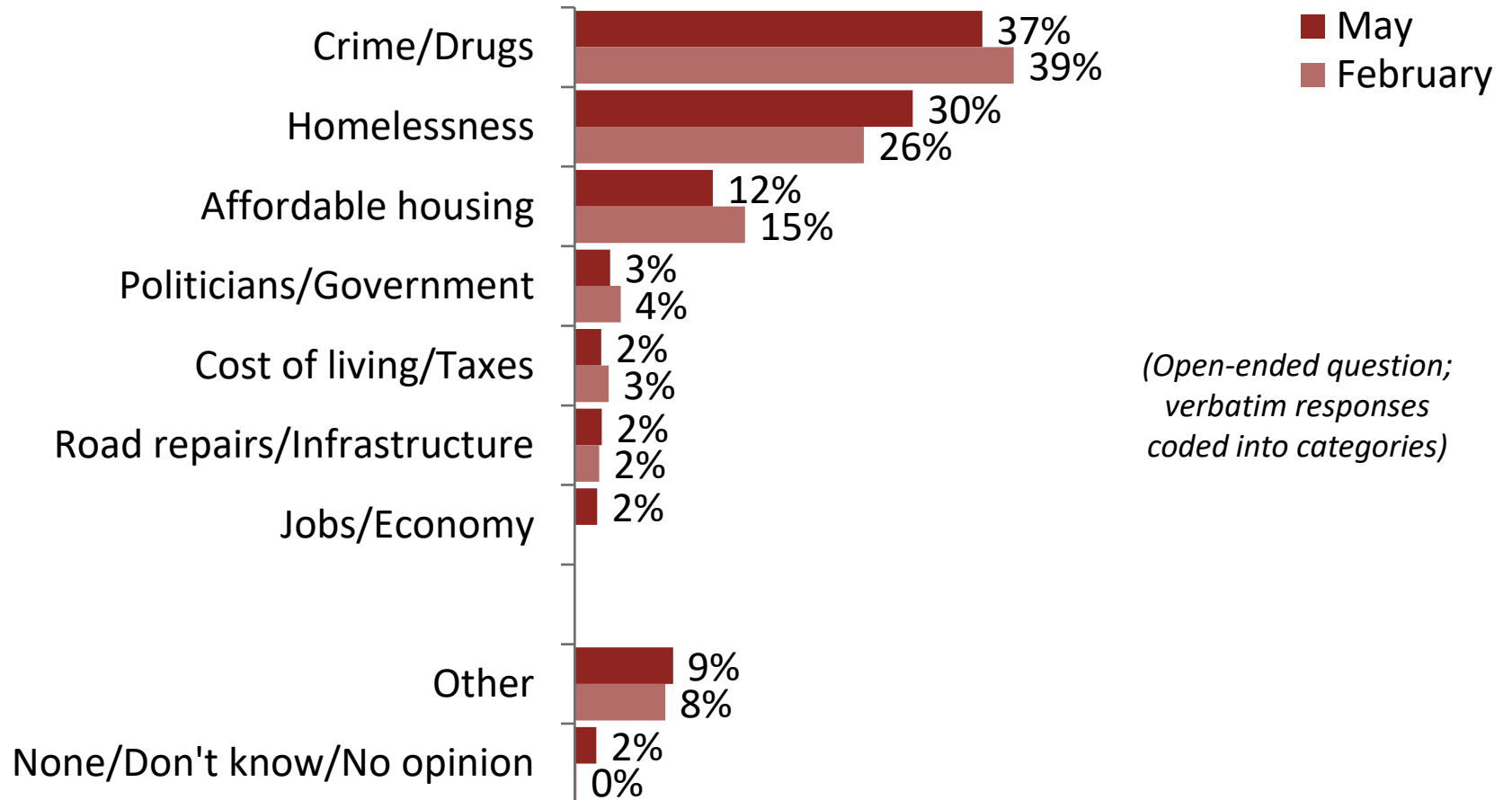


*NOTE: Prior to 2021, surveys were conducted exclusively by telephone. This may affect year-to-year comparisons.

Most Important Problem – Tracked

Crime, drugs, and homelessness continue to be the leading issues in Tacoma, followed by affordable housing.

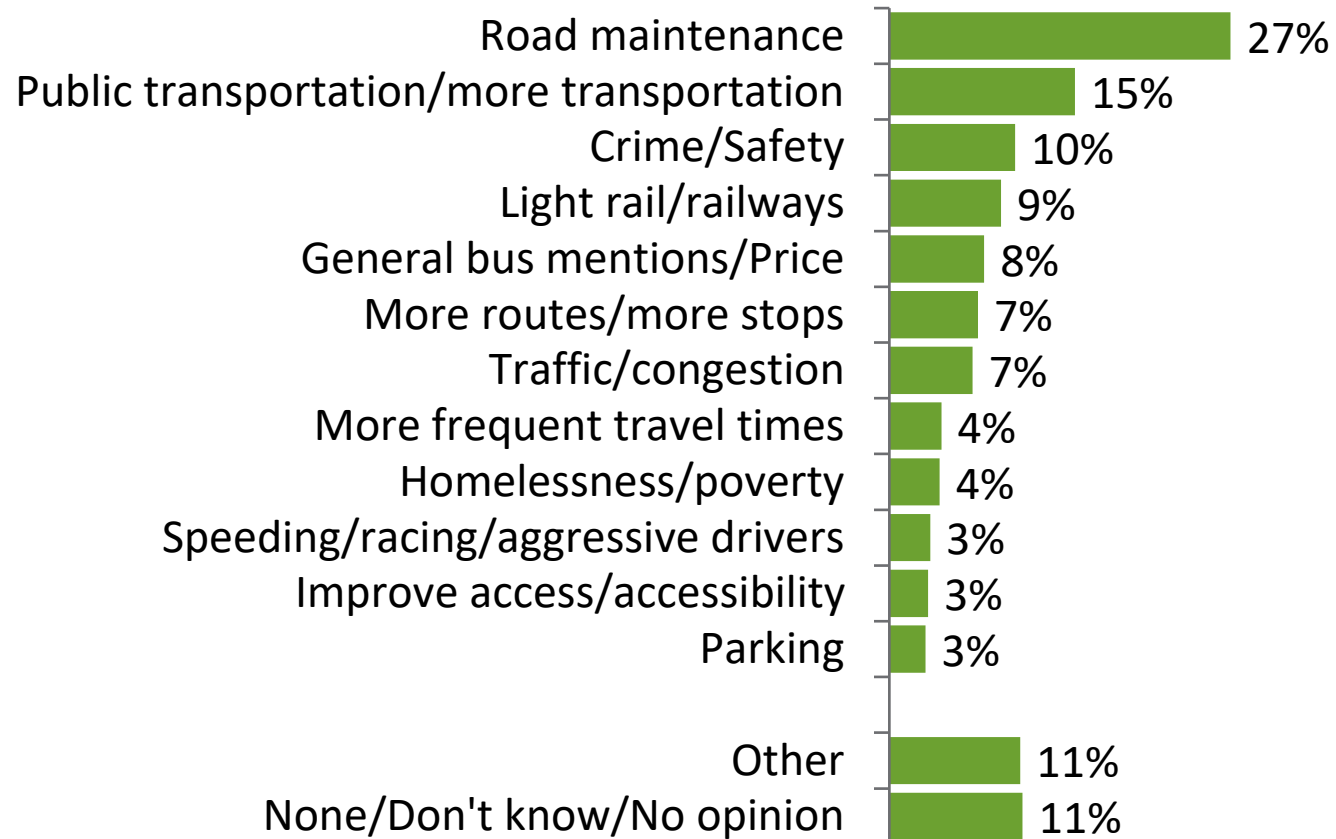
What do you think is the most important problem facing Tacoma today?



Most Important Transportation Problem

A quarter of voters mention road maintenance as the most important transportation-related issue, followed by the need for more public transportation.

What do you think are the most important transportation issues or challenges in the City of Tacoma that need to be addressed? (Up to two responses accepted)

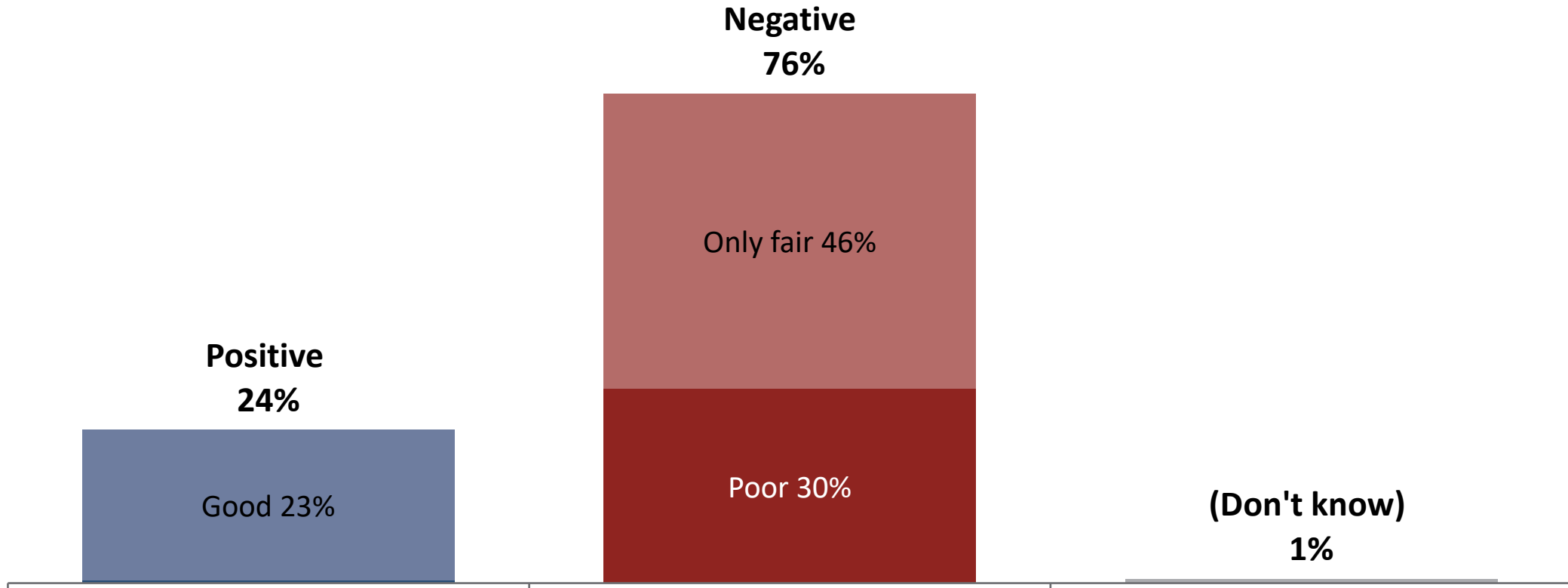


*(Open-ended question;
verbatim responses
coded into categories)*

Quality of Tacoma Streets

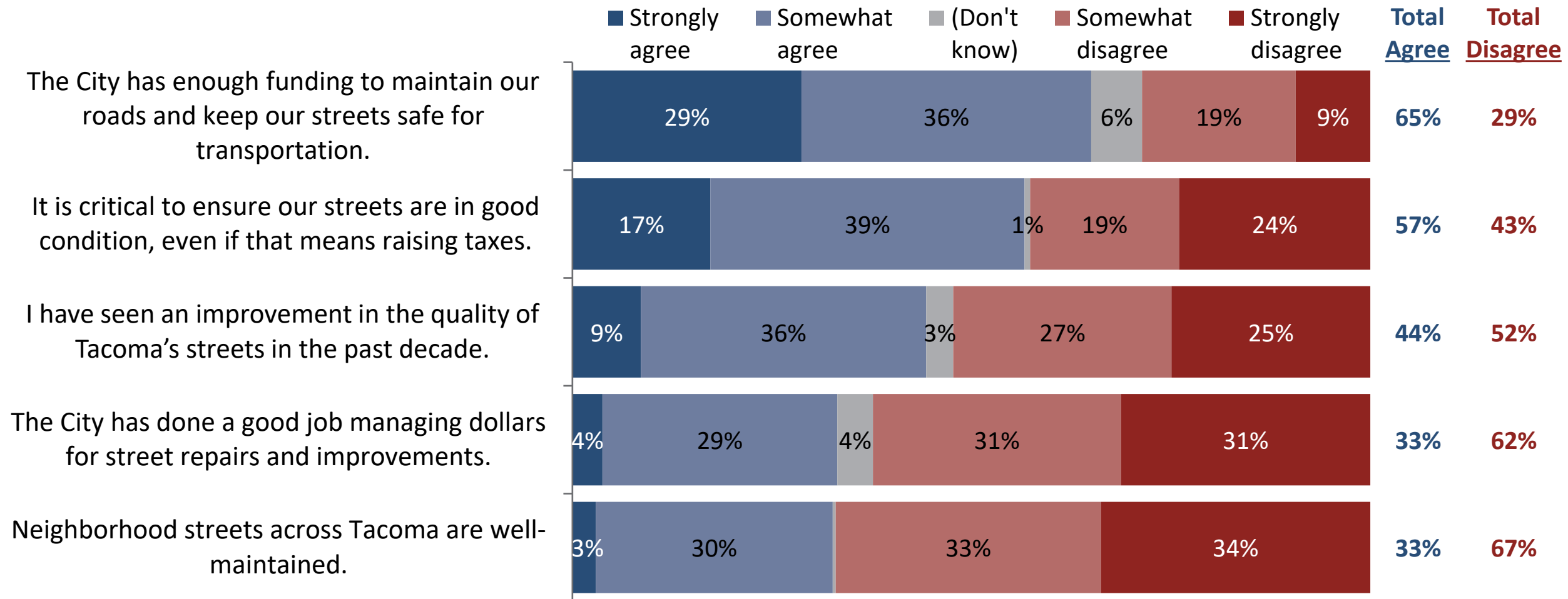
Only about one-in-four respondents rates the quality of streets in Tacoma positively, with less than 1% saying streets are of “excellent” quality. There are more respondents that rate the quality of streets as “poor” (30%) than give a positive rating.

How would you rate the quality of streets in Tacoma?



Voter Attitudes on Streets and Taxes

Two-thirds of voters say the City has enough funding to maintain roads, and only about one-third say streets are well-maintained and that the City has done a good job managing dollars for street repairs.

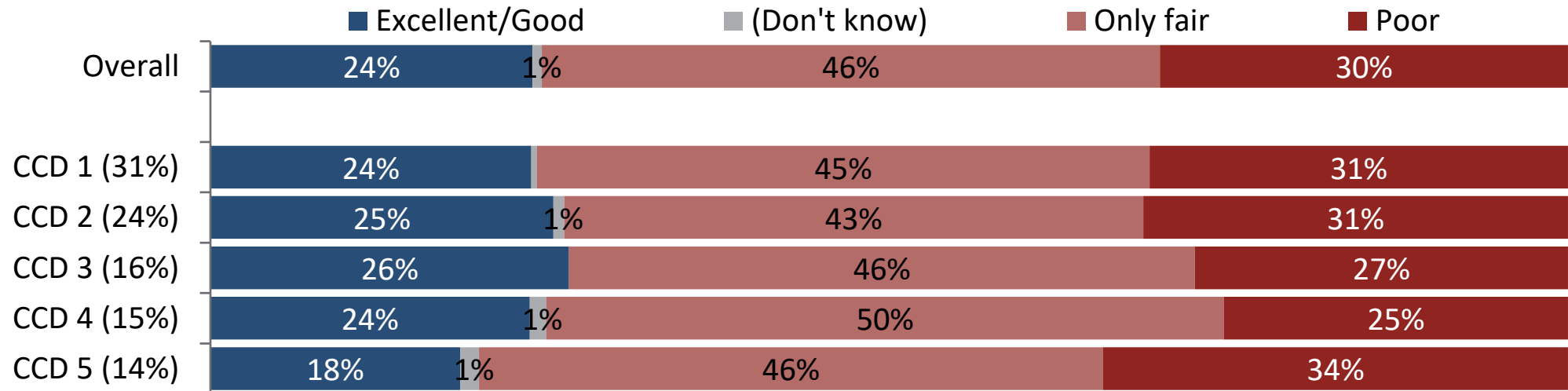


Q6–Q10. Please tell me whether you strongly agree, somewhat agree, somewhat disagree, or strongly disagree with each of the following statements.

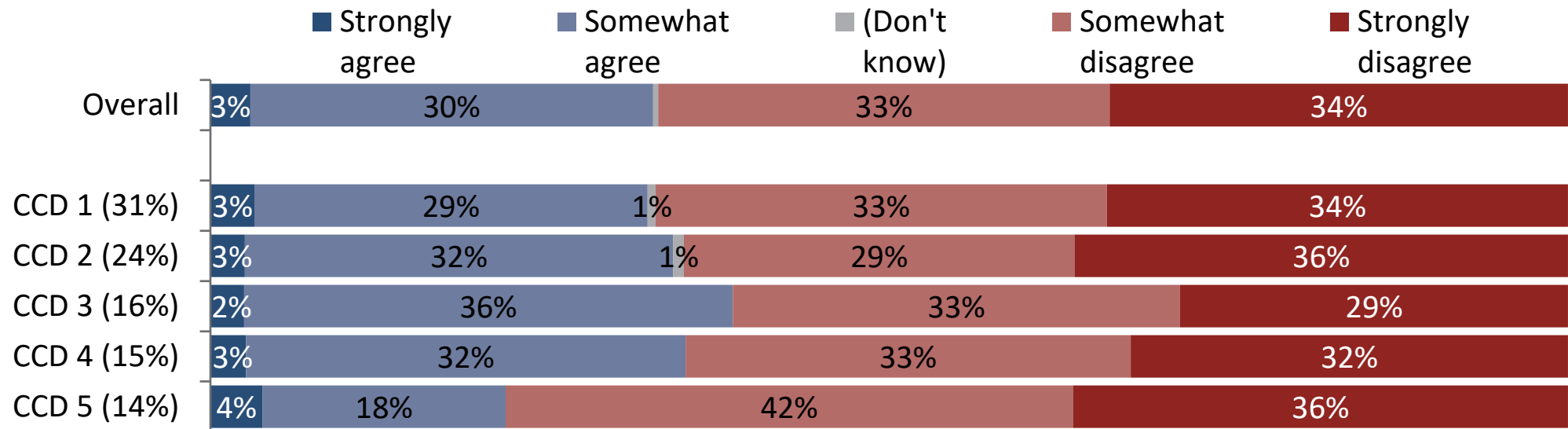
Streets Ratings by Subgroups

Respondents in the 5th City Council District rate the quality of Tacoma streets lower than those in other parts of the city.

How would you rate the quality of streets in Tacoma?



Neighborhood streets across Tacoma are well-maintained.





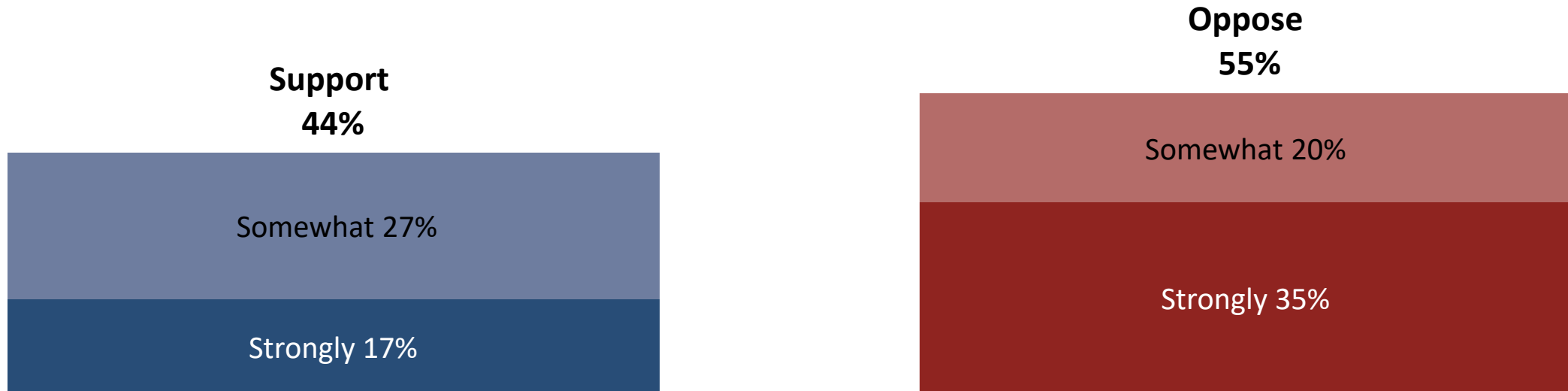
Potential Levy Lift Measure

Initial Support for Levy

In an initial ask, a majority of respondents oppose a measure to fund transportation network improvements by implementing a property tax levy and an earning tax on utility companies.

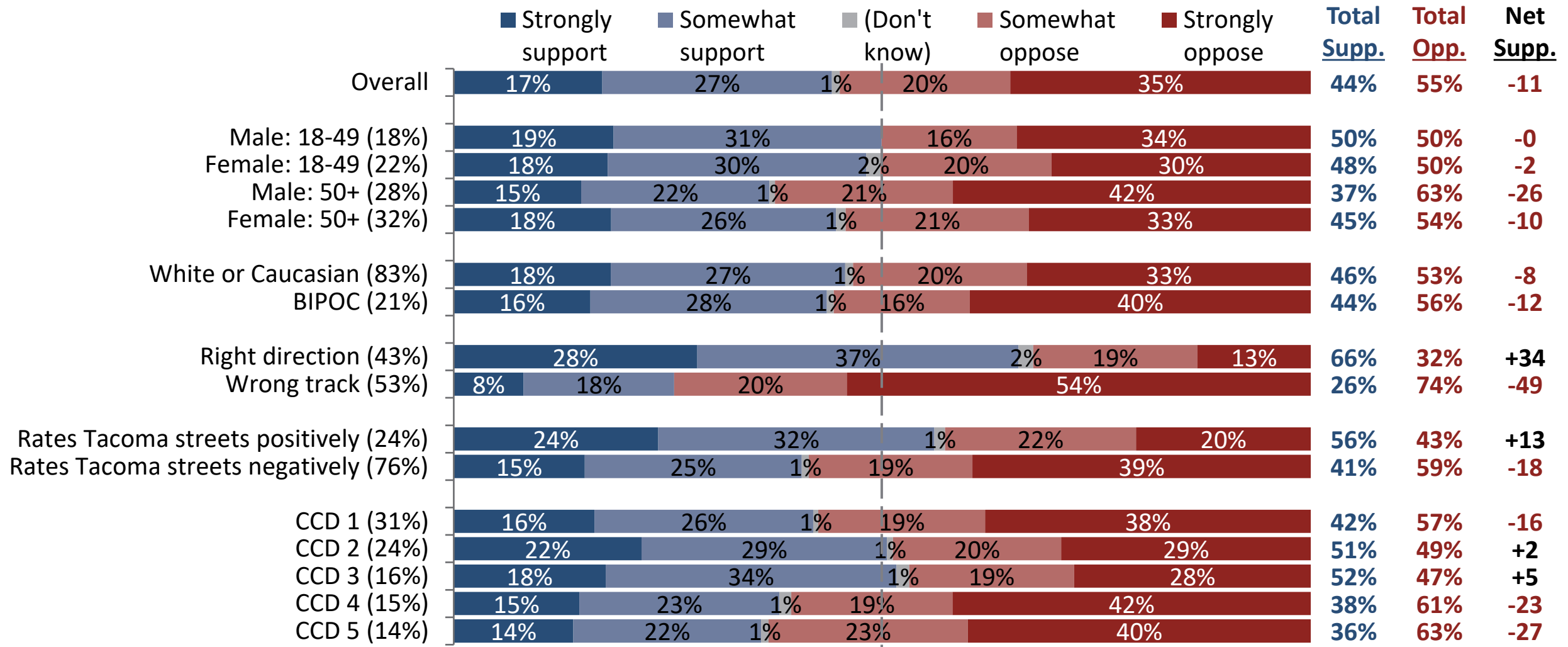
This measure would fund transportation network improvements including streets, sidewalks, and transit connections by authorizing the City to increase the permanent regular property tax levy by \$0.25 per \$1,000 of assessed value for 15 years; increasing the 2026-2030 levy by up to 6% to maintain that rate; and authorize the 2030 levy amount for computing future levies and implement an additional 2% earnings tax on utility companies. Qualifying seniors, veterans and others exempt by law.

Would you support or oppose this measure?



Initial Support by Subgroups

Younger residents, as well as those in Council Districts 2 and 3, are more supportive of the measure than other key subgroups.

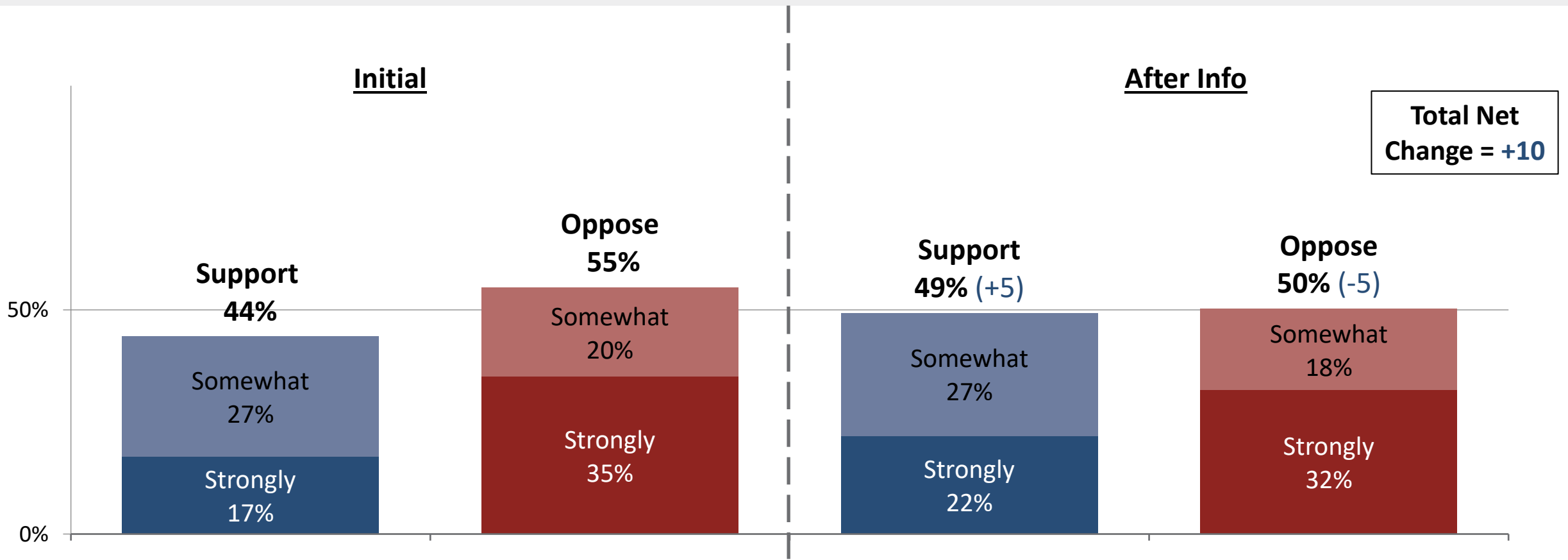


50%

Impact of Cost Information on Levy Support

Following information regarding the cost to the average homeowner, support does increase slightly, but still does not reach the necessary 50%+1 threshold.

This measure would cost the owner of \$470,000 house, the average in Tacoma, roughly \$10 a month. Knowing that, would you support or oppose this measure?

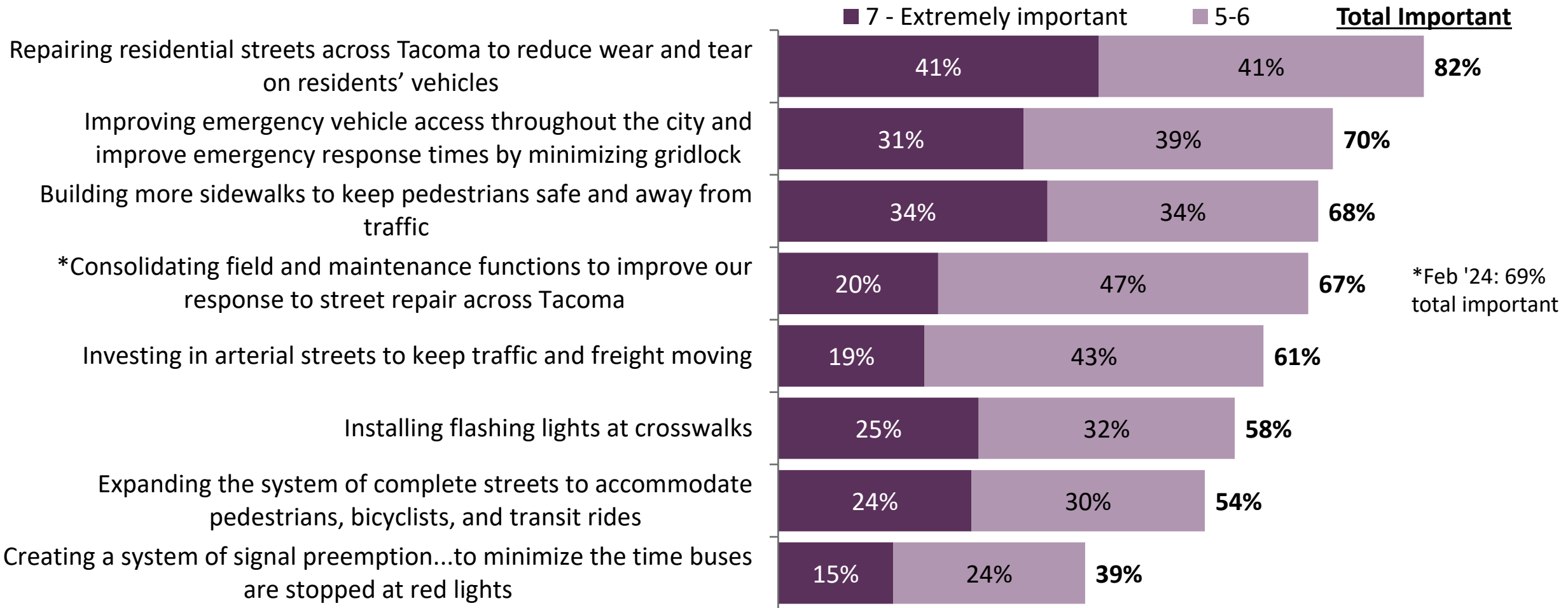




Priorities & Additional Information

Local Issues and Priorities

Residents rate repairing residential streets as the most important transportation-related item, with two-in-five saying it's "extremely important." Building more sidewalks and improving emergency vehicle access are also rated highly.



Q13-Q20. I'm going to read you a list of issues facing Tacoma. After each one, please rate how important that issue is to you, using a scale of 1 to 7, where 1 means not at all important, and 7 means extremely important.

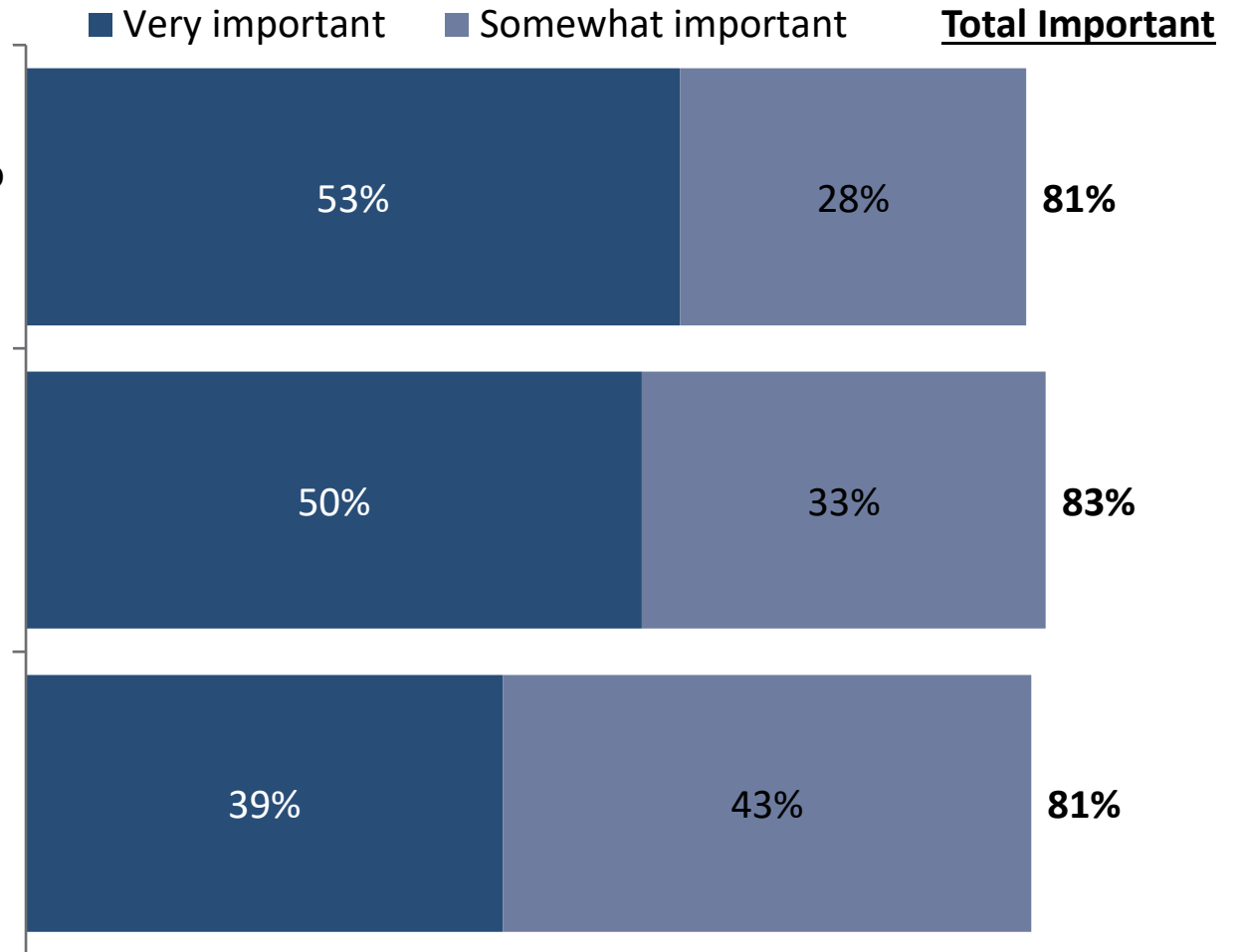
Importance of Statements

The top-performing statements are rated as important by four-in-five residents. These statements directly address earlier respondent concerns, such as: trust in the City to manage funds, improvement over the previous decade, and matching funds.

Certain programs funded by this measure, specifically those focused on pedestrian and traffic safety, unlock matching funds from state and federal sources. The 2015 Tacoma Streets Initiative allowed the City to access \$196 million in matching state and federal funds. By passing this measure, Tacoma will continue to receive additional dollars for programs like safe routes to school, at no additional cost to taxpayers.

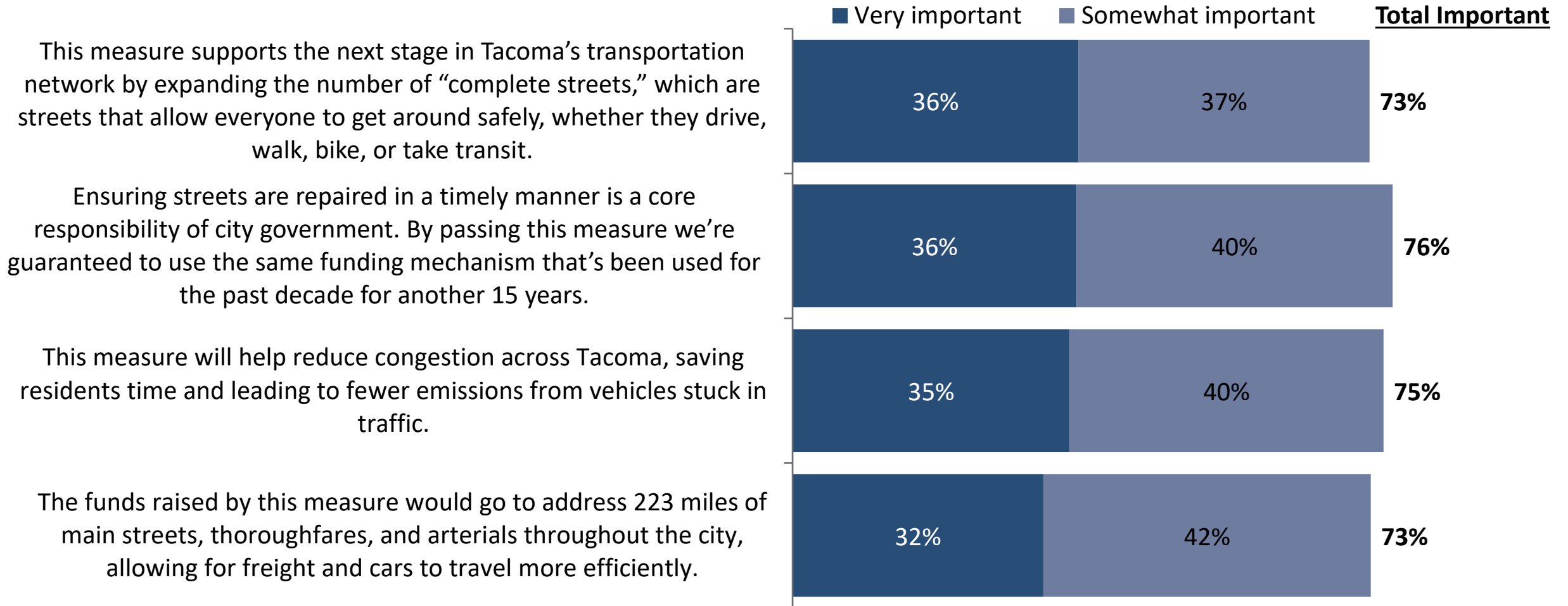
This measure requires an annual update from the Department of Public Works on the progress of their projects. The funds raised would stay in Tacoma and address the needs of our community.

Under the 2015 Tacoma Streets Initiative, the Department of Public Works promised to address 5,600 residential blocks over 10 years. With a year to go, they will be able to address over 6,000 residential blocks, surpassing the initial number. This measure allows them to continue the good work they've been doing for nearly a decade.



Importance of Statements

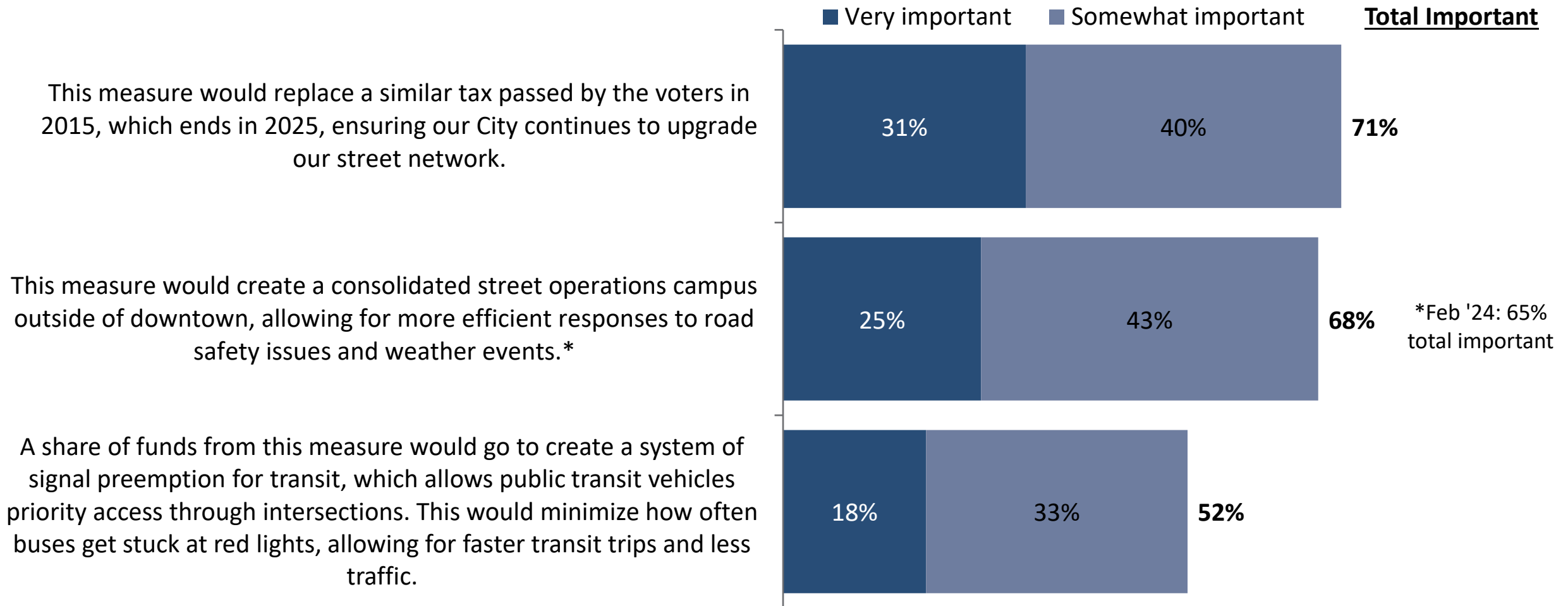
Respondents also rate the statements about how the measure will alleviate gridlock, promote safety, and continue the usage of the same funding mechanism as important.



Q21-Q30. I’m going to read you some statements about the impact the measure may have. After each one, please tell me if that item is very important, somewhat important, not too important, or not at all important to you.

Importance of Statements

Signal preemption once again is not considered a priority by residents.



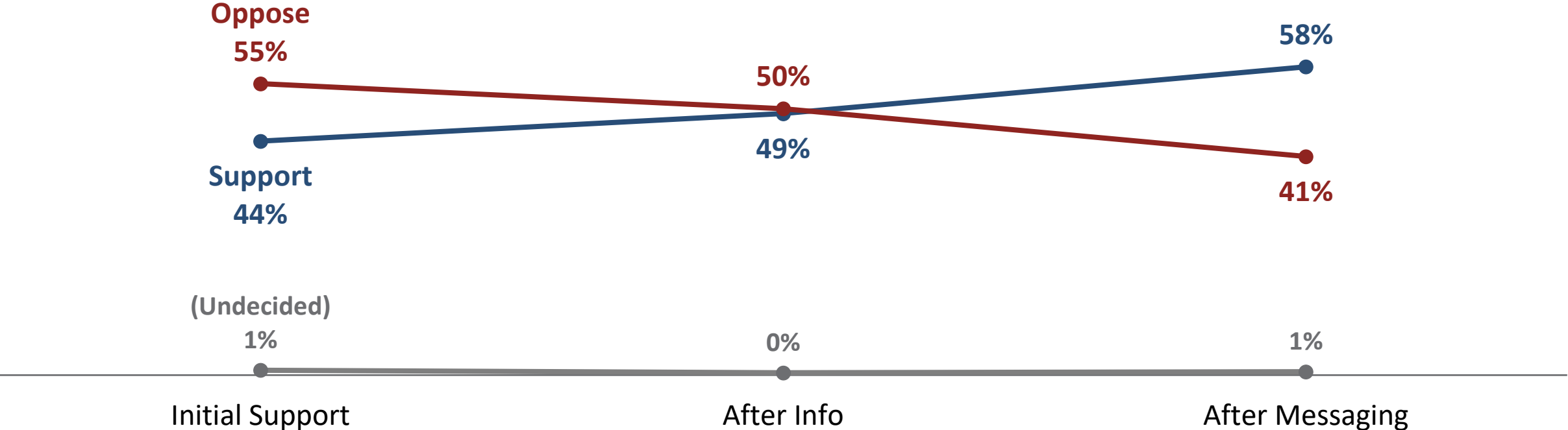
Q21-Q30. I'm going to read you some statements about the impact the measure may have. After each one, please tell me if that item is very important, somewhat important, not too important, or not at all important to you.

Support for Levy Measure after Impact Messaging



Following statements on the impact of the measure, support for the measure increases to 58%, suggesting providing information to residents on the issue will be key.

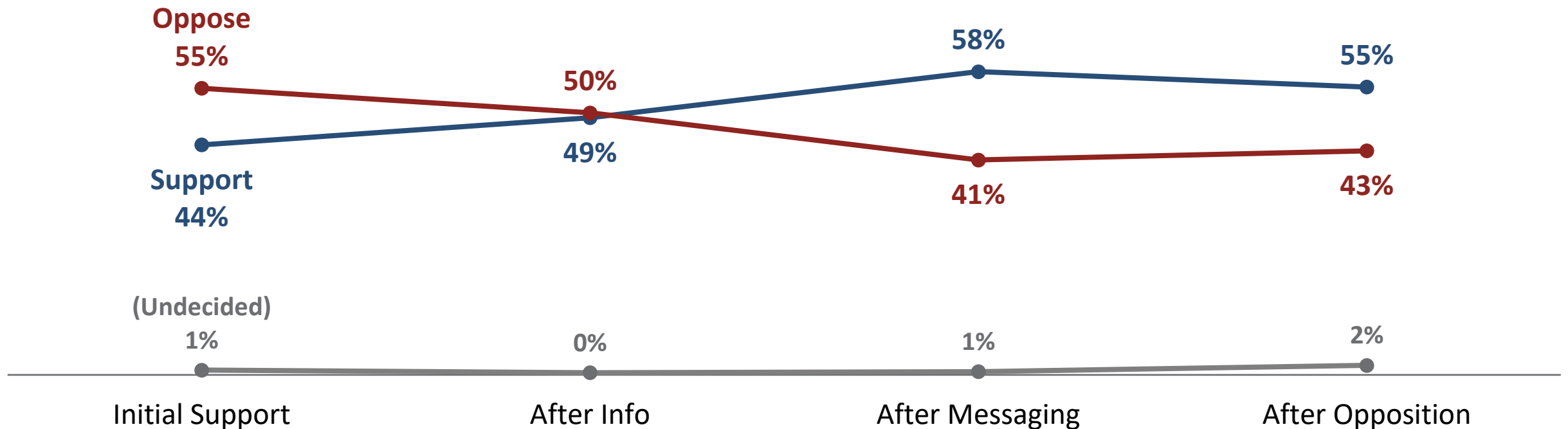
Now that you've heard more, I will read the potential measure again... Would you support or oppose this measure?



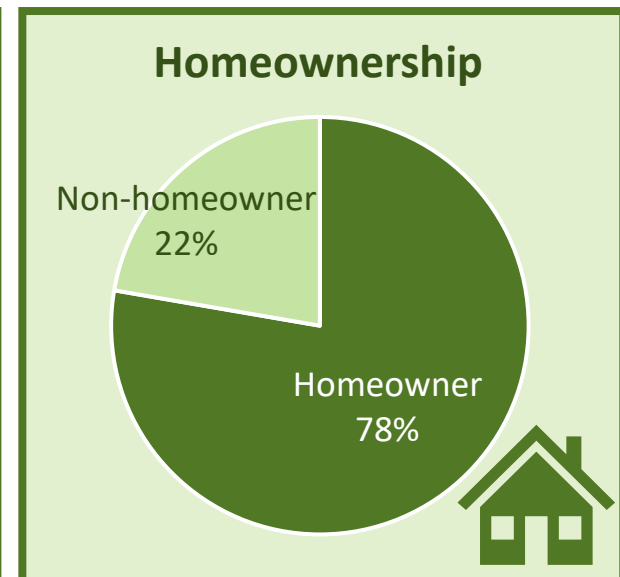
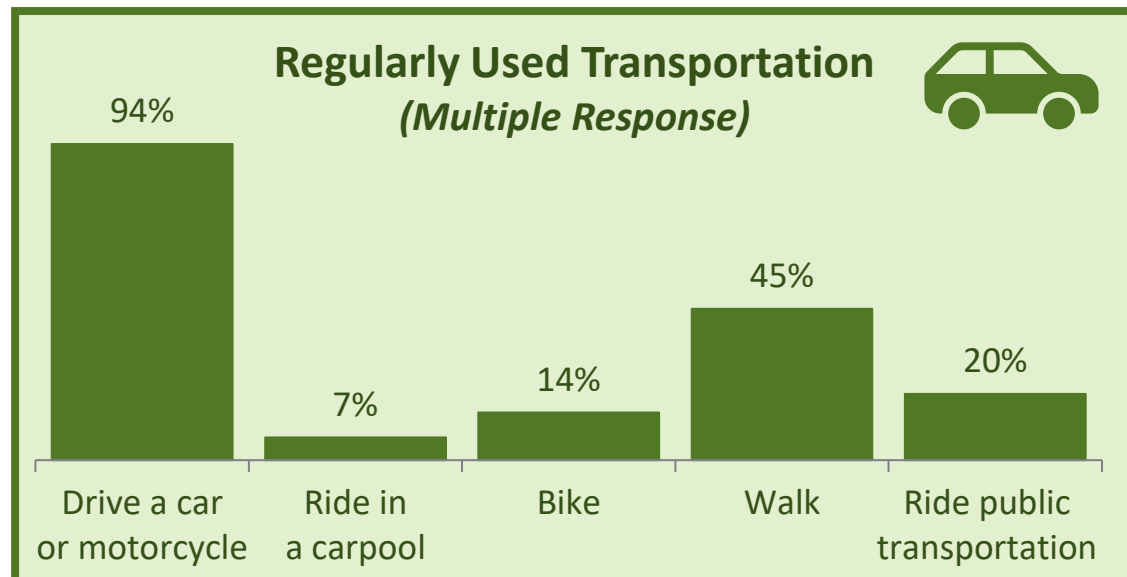
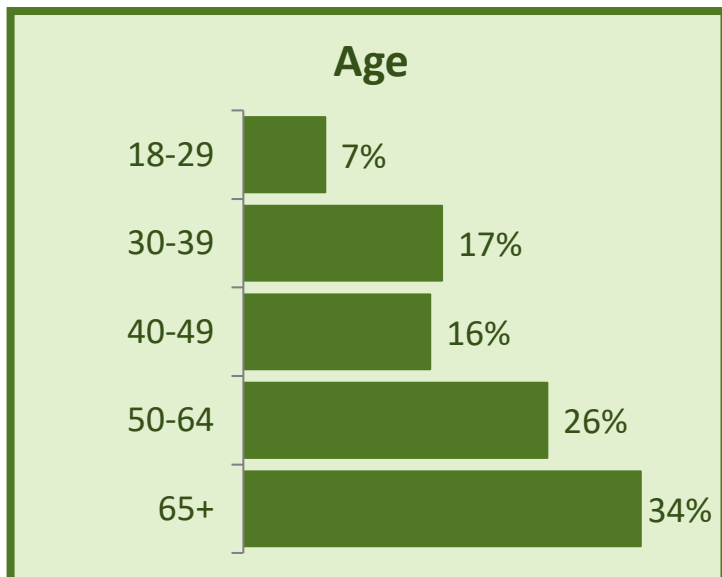
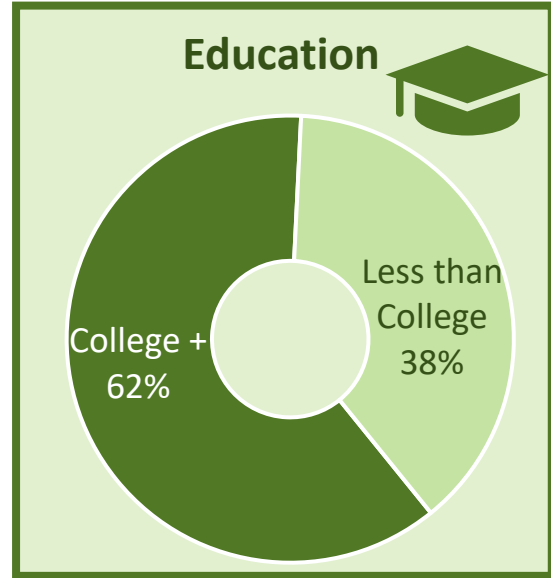
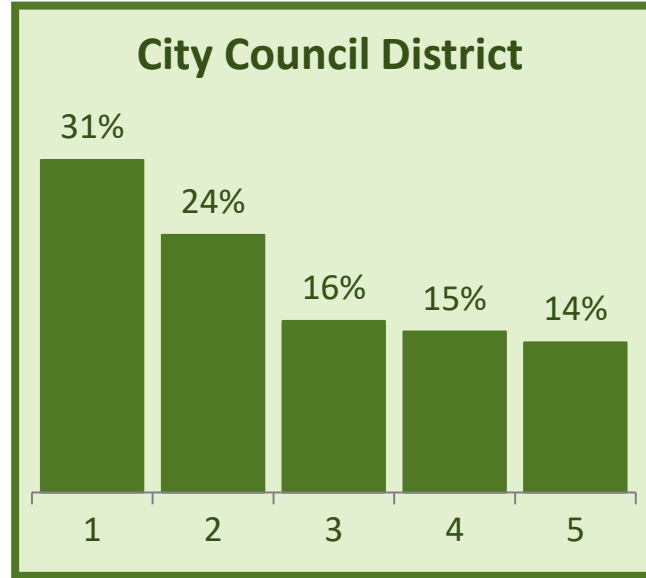
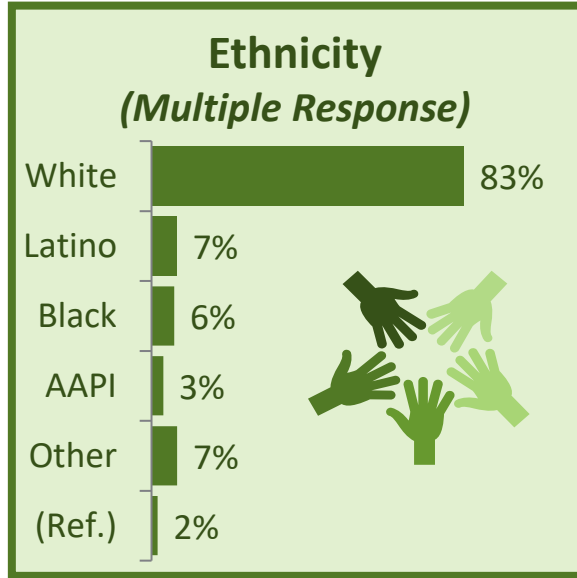
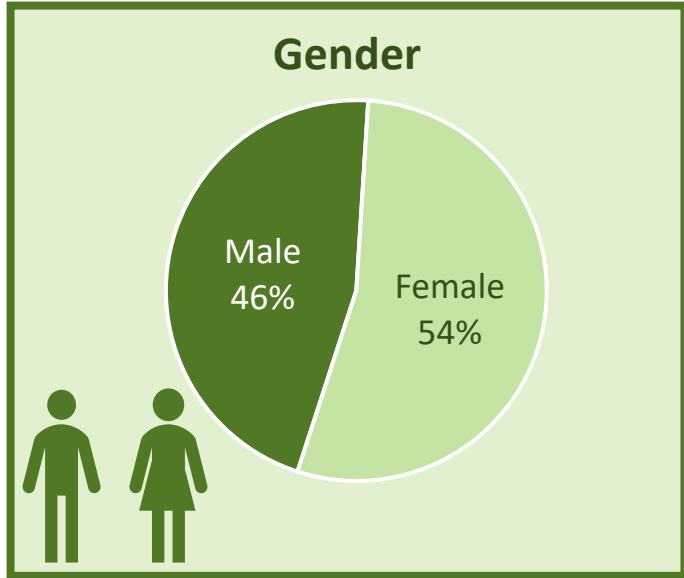
Support for Levy Measure after Opposition

An opposition message questioning the need for the measure does not significantly move residents, with a majority still in support. This suggests the statements are effective in insulating the measure against attacks.

Opponents of this measure say that now is not the time for new taxes. Inflation and property taxes are sky high. This measure does nothing to address public safety or the homelessness crisis, a sign that the City is out of touch with the needs of residents. Please tell me whether you would support or oppose such a measure.



Respondents' Demographic Profile



Conclusions

- ▶ There is a large gulf between residents' perception of the condition of Tacoma's streets and what the City says about its progress funded by the 2015 initiative.
- ▶ The cost of the new proposal is not an impediment as support increases after per household costs are shared.
- ▶ Strong majorities of residents rate potential transportation priorities and statements regarding the outcomes of the proposed measure as important.



Ian Stewart

ian@emcresearch.com

206.204.8032

Kevin White

kwhite@emcresearch.com

206.204.8033



Citywide Weekly Briefing for 03 June 2024 to 09 June 2024

The data is not National Incident Based Reporting System (NIBRS) compliant. Do not compare the results with any report using that standard. The data is dynamic and is subject to change and/or revision. The number of distinct offenses listed on a report are counted. This does not represent reports or individuals. All data is compared to last year for the same number of days or date range. Small numbers may cause large percent increases and decreases. Beginning 1 October 2022, there was a change in how TPD reports certain Aggravated Assaults and Destruction offenses.

Offense Breakdown	7 Days		28 Days		Year to Date		7 Days	28 Days	YTD
	03-Jun-2023	03-Jun-2024	13-May-2023	13-May-2024	01-Jan-2023	01-Jan-2024			
	09-Jun-2023	09-Jun-2024	09-Jun-2023	09-Jun-2024	09-Jun-2023	09-Jun-2024			
Persons	97	70	351	311	1881	1777	27.8% ▼	11.4% ▼	5.5% ▼
Assault	87	66	321	292	1702	1630	24.1% ▼	9.0% ▼	4.2% ▼
Homicide (doesn't include Negligent/Justifiable)	0	0	2	1	16	8	0.0%	50.0% ▼	50.0% ▼
Kidnapping/Abduction	1	1	5	5	34	39	0.0%	0.0%	14.7% ▲
Sex Offenses, Forcible	9	2	23	12	128	98	77.8% ▼	47.8% ▼	23.4% ▼
Property	474	238	2103	1352	11000	8754	49.8% ▼	35.7% ▼	20.4% ▼
Arson	2	0	4	8	61	44	100.0% ▼	100.0% ▲	27.9% ▼
Burglary/Breaking and Entering	31	25	115	107	681	633	19.4% ▼	7.0% ▼	7.0% ▼
Counterfeiting/Forgery	0	1	3	2	28	32	NC	33.3% ▼	14.3% ▲
Destruction/Damage/Vandalism of Property	116	61	561	423	2799	2491	47.4% ▼	24.6% ▼	11.0% ▼
Fraud	13	6	55	33	282	231	53.8% ▼	40.0% ▼	18.1% ▼
Larceny/Theft	145	98	659	534	3743	3437	32.4% ▼	19.0% ▼	8.2% ▼
Motor Vehicle Theft	140	31	592	194	2856	1542	77.9% ▼	67.2% ▼	46.0% ▼
Robbery	14	9	64	23	259	183	35.7% ▼	64.1% ▼	29.3% ▼
Stolen Property	11	6	38	20	246	135	45.5% ▼	47.4% ▼	45.1% ▼
Society	13	18	33	59	185	276	38.5% ▲	78.8% ▲	49.2% ▲
Drug/Narcotic	3	10	6	35	45	160	233.3% ▲	483.3% ▲	255.6% ▲
Pornography/Obscene Material	1	0	4	1	8	8	100.0% ▼	75.0% ▼	0.0%
Prostitution	0	0	1	0	1	1	0.0%	100.0% ▼	0.0%
Weapon Law Violations	9	8	22	23	131	107	11.1% ▼	4.5% ▲	18.3% ▼
Citywide Totals	584	326	2487	1722	13066	10807	44.2% ▼	30.8% ▼	17.3% ▼

NC = Noncalculable

Last 7 Days

Notes:

- There were no Homicide offense(s) during the last 7 days.
- 77.3% (51/66) of the Assaults were coded Simple Assault.
- There were 45 DV-related offenses.
- 71.1% (32/45) of the DV-related offenses were Persons.
- 43.9% (29/66) of the Assaults were DV-related.
- DV-related Offenses: 46 ↘ 45
- There were no Gang-Related offense(s) during the last 7 days.
- Theft from Motor Vehicle: 46 ↘ 34

Top 5 Locations - Compared to last year

- 4502 S Steele St: 9 ↘ 8
- 1302 S 38th St: 2 ↗ 6
- 4219 S Steele St: 0 ↗ 5
- 3825 S Steele St: 1 ↗ 5
- 4815 S I St: 0 ↗ 4
- There were 4 additional locations with 4.

Top 5 Offense Locations - Compared to last year

- Parking Lot: 117 ↘ 52
- Street/Right Of Way: 119 ↘ 49
- Single Family Residence: 80 ↘ 46
- Apartment: 69 ↘ 40
- Grocery Store: 13 ↗ 19



Sector 1 Weekly Briefing for 03 June 2024 to 09 June 2024

The data is not National Incident Based Reporting System (NIBRS) compliant. Do not compare the results with any report using that standard. The data is dynamic and is subject to change and/or revision. The number of distinct offenses listed on a report are counted. This does not represent reports or individuals. All data is compared to last year for the same number of days or date range. Small numbers may cause large percent increases and decreases. Beginning 1 October 2022, there was a change in how TPD reports certain Aggravated Assaults and Destruction offenses.

Offense Breakdown	7 Days		28 Days		Year to Date		7 Days	28 Days	YTD
	03-Jun-2023	03-Jun-2024	13-May-2023	13-May-2024	01-Jan-2023	01-Jan-2024			
	09-Jun-2023	09-Jun-2024	09-Jun-2023	09-Jun-2024	09-Jun-2023	09-Jun-2024			
Persons	20	16	71	95	445	454	20.0% ▼	33.8% ▲	2.0% ▲
Assault	17	15	65	87	399	402	11.8% ▼	33.8% ▲	0.8% ▲
Homicide (doesn't include Negligent/Justifiable)	0	0	0	1	3	4	0.0%	NC	33.3% ▲
Kidnapping/Abduction	1	0	1	1	7	15	100.0% ▼	0.0%	114.3% ▲
Sex Offenses, Forcible	2	1	5	6	36	33	50.0% ▼	20.0% ▲	8.3% ▼
Property	124	54	529	370	2529	2400	56.5% ▼	30.1% ▼	5.1% ▼
Arson	1	0	1	5	28	23	100.0% ▼	400.0% ▲	17.9% ▼
Burglary/Breaking and Entering	7	6	23	21	174	182	14.3% ▼	8.7% ▼	4.6% ▲
Counterfeiting/Forgery	0	0	0	0	6	1	0.0%	0.0%	83.3% ▼
Destruction/Damage/Vandalism of Property	40	17	178	156	737	854	57.5% ▼	12.4% ▼	15.9% ▲
Fraud	3	0	7	6	49	34	100.0% ▼	14.3% ▼	30.6% ▼
Larceny/Theft	35	21	161	127	802	876	40.0% ▼	21.1% ▼	9.2% ▲
Motor Vehicle Theft	34	6	141	42	619	368	82.4% ▼	70.2% ▼	40.5% ▼
Robbery	2	3	9	8	46	38	50.0% ▲	11.1% ▼	17.4% ▼
Stolen Property	2	1	7	4	57	17	50.0% ▼	42.9% ▼	70.2% ▼
Society	3	4	8	19	41	72	33.3% ▲	137.5% ▲	75.6% ▲
Drug/Narcotic	0	3	1	13	10	46	NC	1200.0% ▲	360.0% ▲
Pornography/Obscene Material	0	0	0	1	1	3	0.0%	NC	200.0% ▲
Prostitution	0	0	0	0	0	1	0.0%	0.0%	NC
Weapon Law Violations	3	1	7	5	30	22	66.7% ▼	28.6% ▼	26.7% ▼
Sector Totals	147	74	608	484	3015	2926	49.7% ▼	20.4% ▼	3.0% ▼

NC = Noncalculable

Last 7 Days

Notes:

- There were no Homicide offense(s) during the last 7 days.
- 93.3% (14/15) of the Assaults were coded Simple Assault.
- There were 7 DV-related offenses.
- 100.0% (7/7) of the DV-related offenses were Persons.
- 40.0% (6/15) of the Assaults were DV-related.
- DV-related Offenses: 8 ↘ 7
- There were no Gang-Related offense(s) during the last 7 days.
- Theft from Motor Vehicle: 22 ↘ 9

Top 5 Locations - Compared to last year

- 1101 Yakima Ave: 0 ↗ 4
- 1302 Puyallup Ave: 0 ↗ 3
- 1100 Tacoma Ave S: 0 ↗ 2
- There were 9 additional locations with 2.

Top 5 Offense Locations - Compared to last year

- Street/Right Of Way: 39 ↘ 12
- Parking Lot: 41 ↘ 11
- Apartment: 17 ↘ 9
- Single Family Residence: 6 ↗ 9
- Other Business: 0 ↗ 4
- Bus Stop: 1 ↗ 4



Sector 2 Weekly Briefing for 03 June 2024 to 09 June 2024

The data is not National Incident Based Reporting System (NIBRS) compliant. Do not compare the results with any report using that standard. The data is dynamic and is subject to change and/or revision. The number of distinct offenses listed on a report are counted. This does not represent reports or individuals. All data is compared to last year for the same number of days or date range. Small numbers may cause large percent increases and decreases. Beginning 1 October 2022, there was a change in how TPD reports certain Aggravated Assaults and Destruction offenses.

Offense Breakdown	7 Days		28 Days		Year to Date		7 Days	28 Days	YTD
	03-Jun-2023	03-Jun-2024	13-May-2023	13-May-2024	01-Jan-2023	01-Jan-2024			
	09-Jun-2023	09-Jun-2024	09-Jun-2023	09-Jun-2024	09-Jun-2023	09-Jun-2024			
Persons	23	16	84	67	400	431	30.4% ▼	20.2% ▼	7.8% ▲
Assault	21	15	74	62	350	395	28.6% ▼	16.2% ▼	12.9% ▲
Homicide (doesn't include Negligent/Justifiable)	0	0	1	0	6	1	0.0%	100.0% ▼	83.3% ▼
Kidnapping/Abduction	0	1	0	2	6	10	NC	NC	66.7% ▲
Sex Offenses, Forcible	2	0	9	3	38	24	100.0% ▼	66.7% ▼	36.8% ▼
Property	128	46	624	333	3116	2351	64.1% ▼	46.6% ▼	24.6% ▼
Arson	0	0	0	2	8	6	0.0%	NC	25.0% ▼
Burglary/Breaking and Entering	3	5	24	29	171	144	66.7% ▲	20.8% ▲	15.8% ▼
Counterfeiting/Forgery	0	1	1	1	8	13	NC	0.0%	62.5% ▲
Destruction/Damage/Vandalism of Property	27	10	167	107	851	659	63.0% ▼	35.9% ▼	22.6% ▼
Fraud	4	2	13	10	79	81	50.0% ▼	23.1% ▼	2.5% ▲
Larceny/Theft	46	22	212	136	1140	991	52.2% ▼	35.8% ▼	13.1% ▼
Motor Vehicle Theft	44	3	173	39	756	397	93.2% ▼	77.5% ▼	47.5% ▼
Robbery	1	2	22	5	62	35	100.0% ▲	77.3% ▼	43.5% ▼
Stolen Property	2	0	7	0	27	18	100.0% ▼	100.0% ▼	33.3% ▼
Society	4	1	9	9	22	37	75.0% ▼	0.0%	68.2% ▲
Drug/Narcotic	2	1	2	6	5	22	50.0% ▼	200.0% ▲	340.0% ▲
Pornography/Obscene Material	1	0	3	0	4	1	100.0% ▼	100.0% ▼	75.0% ▼
Prostitution	0	0	0	0	0	0	0.0%	0.0%	0.0%
Weapon Law Violations	1	0	4	3	13	14	100.0% ▼	25.0% ▼	7.7% ▲
Sector Totals	155	63	717	409	3538	2819	59.4% ▼	43.0% ▼	20.3% ▼

NC = Noncalculable

Last 7 Days

Notes:

- There were no Homicide offense(s) during the last 7 days.
- 80.0% (12/15) of the Assaults were coded Simple Assault.
- There were 14 DV-related offenses.
- 78.6% (11/14) of the DV-related offenses were Persons.
- 66.7% (10/15) of the Assaults were DV-related.
- DV-related Offenses: 11 ↗ 14
- There were no Gang-Related offense(s) during the last 7 days.
- Theft from Motor Vehicle: 13 ↘ 11

Top 5 Locations - Compared to last year

- 1101 N Pearl St: 0 ↗ 3
- 2502 6th Ave: 0 ↗ 3
- 402 St Helens Ave: 0 ↗ 3
- 1922 N Prospect St: 0 ↗ 2
- There were 6 additional locations with 2.

Top 5 Offense Locations - Compared to last year

- Parking Lot: 24 ↘ 13
- Apartment: 18 ↘ 12
- Single Family Residence: 27 ↘ 11
- Street/Right Of Way: 29 ↘ 8
- Drug Store: 4 ↘ 2
- Service (Gas) Station: 0 ↗ 2



Sector 3 Weekly Briefing for 03 June 2024 to 09 June 2024

The data is not National Incident Based Reporting System (NIBRS) compliant. Do not compare the results with any report using that standard. The data is dynamic and is subject to change and/or revision. The number of distinct offenses listed on a report are counted. This does not represent reports or individuals. All data is compared to last year for the same number of days or date range. Small numbers may cause large percent increases and decreases. Beginning 1 October 2022, there was a change in how TPD reports certain Aggravated Assaults and Destruction offenses.

Offense Breakdown	7 Days		28 Days		Year to Date		7 Days	28 Days	YTD
	03-Jun-2023	03-Jun-2024	13-May-2023	13-May-2024	01-Jan-2023	01-Jan-2024			
	09-Jun-2023	09-Jun-2024	09-Jun-2023	09-Jun-2024	09-Jun-2023	09-Jun-2024			
Persons	23	14	82	59	445	415	39.1% ▼	28.0% ▼	6.7% ▼
Assault	20	13	78	55	406	389	35.0% ▼	29.5% ▼	4.2% ▼
Homicide (doesn't include Negligent/Justifiable)	0	0	1	0	4	1	0.0%	100.0% ▼	75.0% ▼
Kidnapping/Abduction	0	0	0	1	10	7	0.0%	NC	30.0% ▼
Sex Offenses, Forcible	3	0	3	2	24	17	100.0% ▼	33.3% ▼	29.2% ▼
Property	103	73	470	355	2827	2179	29.1% ▼	24.5% ▼	22.9% ▼
Arson	0	0	1	0	12	7	0.0%	100.0% ▼	41.7% ▼
Burglary/Breaking and Entering	8	7	27	36	163	163	12.5% ▼	33.3% ▲	0.0%
Counterfeiting/Forgery	0	0	2	1	10	12	0.0%	50.0% ▼	20.0% ▲
Destruction/Damage/Vandalism of Property	26	21	108	84	655	528	19.2% ▼	22.2% ▼	19.4% ▼
Fraud	2	3	16	10	82	64	50.0% ▲	37.5% ▼	22.0% ▼
Larceny/Theft	30	34	152	168	1021	918	13.3% ▲	10.5% ▲	10.1% ▼
Motor Vehicle Theft	30	6	137	48	748	396	80.0% ▼	65.0% ▼	47.1% ▼
Robbery	5	1	15	2	59	44	80.0% ▼	86.7% ▼	25.4% ▼
Stolen Property	2	1	10	5	68	41	50.0% ▼	50.0% ▼	39.7% ▼
Society	2	6	9	11	57	68	200.0% ▲	22.2% ▲	19.3% ▲
Drug/Narcotic	0	2	2	5	18	35	NC	150.0% ▲	94.4% ▲
Pornography/Obscene Material	0	0	0	0	2	2	0.0%	0.0%	0.0%
Prostitution	0	0	1	0	1	0	0.0%	100.0% ▼	100.0% ▼
Weapon Law Violations	2	4	6	6	36	31	100.0% ▲	0.0%	13.9% ▼
Sector Totals	128	93	561	425	3329	2662	27.3% ▼	24.2% ▼	20.0% ▼

NC = Noncalculable

Last 7 Days

Notes:

- There were no Homicide offense(s) during the last 7 days.
- 69.2% (9/13) of the Assaults were coded Simple Assault.
- There were 12 DV-related offenses.
- 58.3% (7/12) of the DV-related offenses were Persons.
- 46.2% (6/13) of the Assaults were DV-related.
- DV-related Offenses: 13 ↘ 12
- There were no Gang-Related offense(s) during the last 7 days.
- Theft from Motor Vehicle: 5 ↗ 9

Top 5 Locations - Compared to last year

- 4502 S Steele St: 9 ↘ 8
- 3825 S Steele St: 1 ↗ 5
- 4219 S Steele St: 0 ↗ 5
- 4602 Center St: 1 ↗ 4
- 2201 South Tacoma Way: 0 ↗ 3
- 1410 S 56th St: 0 ↗ 3

Top 5 Offense Locations - Compared to last year

- Parking Lot: 29 ↘ 16
- Street/Right Of Way: 21 ↘ 13
- Single Family Residence: 17 ↘ 11
- Apartment: 16 ↘ 5
- Rental/Storage Facility: 3 ↗ 4
- Convenience Store (7-11): 0 ↗ 4



Sector 4 Weekly Briefing for 03 June 2024 to 09 June 2024

The data is not National Incident Based Reporting System (NIBRS) compliant. Do not compare the results with any report using that standard. The data is dynamic and is subject to change and/or revision. The number of distinct offenses listed on a report are counted. This does not represent reports or individuals. All data is compared to last year for the same number of days or date range. Small numbers may cause large percent increases and decreases. Beginning 1 October 2022, there was a change in how TPD reports certain Aggravated Assaults and Destruction offenses.

Offense Breakdown	7 Days		28 Days		Year to Date		7 Days	28 Days	YTD
	03-Jun-2023	03-Jun-2024	13-May-2023	13-May-2024	01-Jan-2023	01-Jan-2024			
	09-Jun-2023	09-Jun-2024	09-Jun-2023	09-Jun-2024	09-Jun-2023	09-Jun-2024			
Persons	31	24	114	89	591	475	22.6% ▼	21.9% ▼	19.6% ▼
Assault	29	23	104	87	547	442	20.7% ▼	16.3% ▼	19.2% ▼
Homicide (doesn't include Negligent/Justifiable)	0	0	0	0	3	2	0.0%	0.0%	33.3% ▼
Kidnapping/Abduction	0	0	4	1	11	7	0.0%	75.0% ▼	36.4% ▼
Sex Offenses, Forcible	2	1	6	1	30	24	50.0% ▼	83.3% ▼	20.0% ▼
Property	119	65	480	293	2528	1823	45.4% ▼	39.0% ▼	27.9% ▼
Arson	1	0	2	1	13	8	100.0% ▼	50.0% ▼	38.5% ▼
Burglary/Breaking and Entering	13	7	41	21	173	144	46.2% ▼	48.8% ▼	16.8% ▼
Counterfeiting/Forgery	0	0	0	0	4	6	0.0%	0.0%	50.0% ▲
Destruction/Damage/Vandalism of Property	23	13	108	76	556	450	43.5% ▼	29.6% ▼	19.1% ▼
Fraud	4	1	19	7	72	52	75.0% ▼	63.2% ▼	27.8% ▼
Larceny/Theft	34	21	134	102	780	651	38.2% ▼	23.9% ▼	16.5% ▼
Motor Vehicle Theft	32	16	141	65	733	381	50.0% ▼	53.9% ▼	48.0% ▼
Robbery	6	3	18	8	92	66	50.0% ▼	55.6% ▼	28.3% ▼
Stolen Property	5	4	14	11	94	59	20.0% ▼	21.4% ▼	37.2% ▼
Society	4	7	7	20	65	99	75.0% ▲	185.7% ▲	52.3% ▲
Drug/Narcotic	1	4	1	11	12	57	300.0% ▲	1000.0% ▲	375.0% ▲
Pornography/Obscene Material	0	0	1	0	1	2	0.0%	100.0% ▼	100.0% ▲
Prostitution	0	0	0	0	0	0	0.0%	0.0%	0.0%
Weapon Law Violations	3	3	5	9	52	40	0.0%	80.0% ▲	23.1% ▼
Sector Totals	154	96	601	402	3184	2397	37.7% ▼	33.1% ▼	24.7% ▼

NC = Noncalculable

Last 7 Days

Notes:

- There were no Homicide offense(s) during the last 7 days.
- 69.6% (16/23) of the Assaults were coded Simple Assault.
- There were 12 DV-related offenses.
- 58.3% (7/12) of the DV-related offenses were Persons.
- 30.4% (7/23) of the Assaults were DV-related.
- DV-related Offenses: 14 ↘ 12
- There were no Gang-Related offense(s) during the last 7 days.
- Theft from Motor Vehicle: 6 ↘ 5

Top 5 Locations - Compared to last year

- 1302 S 38th St: 2 ↗ 6
- 4815 S I St: 0 ↗ 4
- 707 S 56th St: 1 ↗ 4
- 3740 Pacific Ave: 0 ↗ 4
- 2110 S 90th St: 0 ↗ 3
- 9505 S Steele St: 0 ↗ 3

Top 5 Offense Locations - Compared to last year

- Street/Right Of Way: 30 ↘ 16
- Single Family Residence: 30 ↘ 15
- Apartment: 18 ↘ 14
- Parking Lot: 23 ↘ 12
- Grocery Store: 2 ↗ 12



MEETINGS FOR THE WEEK OF JUNE 17, 2024 THROUGH JUNE 21, 2024

TIME	MEETING	LOCATION
MONDAY, JUNE 17, 2024		
NO MEETINGS SCHEDULED		
TUESDAY, JUNE 18, 2024		
9:00 AM	Hearing Examiner's Hearing * – CHANGE OF LOCATION	747 Market St., Municipal Bldg., Second Floor. Visit www.cityoftacoma.org/hearingexaminer
10:00 AM	Government Performance and Finance Committee	747 Market St., Municipal Bldg., Conf. Rm. 248 Join Zoom Meeting at https://zoom.us/j/84416690206 Telephonic: Dial 253-215-8782 Meeting ID: 844 1669 0206 Passcode: 614650
11:15 AM	Bid Opening **	Visit www.tacomapurchasing.org
NOON	City Council Study Session – CHANGE OF LOCATION	733 Market St., Municipal Bldg. North, Conf. Rm. 16 Join Zoom Meeting at: https://zoom.us/j/89496171192 Telephonic: Dial 253-215-8782 Meeting ID: 894 9617 1192 Passcode: 896569
2:00 PM	Tacoma Permit Advisory Group – Special Meeting CHANGE OF LOCATION	747 Market St., Municipal Bldg., Conf. Rm. 248 Join Zoom Meeting at: https://zoom.us/j/83142338104 Telephonic: Dial 253-215-8782 Meeting ID: 831 4233 8104 Passcode: 193952
5:00 PM	City Council Meeting – CHANGE OF LOCATION	3628 S. 35th St., Tacoma Public Utilities., Auditorium Join Zoom Meeting at: https://zoom.us/j/84834233126 Telephonic: Dial 253-215-8782 Meeting ID: 848 3423 3126 Passcode: 349099
WEDNESDAY, JUNE 19, 2024		
CITY HOLIDAY – NO MEETINGS SCHEDULED		
THURSDAY, JUNE 20, 2024		
9:00 AM	Hearing Examiner's Hearing * – CHANGE OF LOCATION	747 Market St., Municipal Bldg., Second Floor. Visit www.cityoftacoma.org/hearingexaminer
5:00 PM	Sustainable Tacoma Commission	747 Market St., Municipal Bldg., Conf. Rm. 248 Join Zoom Meeting at: https://zoom.us/j/84328083947 Telephonic: Dial 253-215-8782 Meeting ID: 843 2808 3947 Passcode: 253253 Contact LaKecia Farmer at 253-625-4318
FRIDAY, JUNE 21, 2024		
NOON	City Council Special Meeting	733 Saint Helens Ave., Municipal Bldg., North, Conf. Rm. 16 Join Zoom Meeting at: https://zoom.us/j/89496171192 Telephonic: Dial 253-215-8782 Meeting ID: 894 9617 1192 Passcode: 896569



Meeting sites are accessible to people with disabilities. People with disabilities requiring special accommodations should contact the appropriate department(s) 48 hours prior to the meeting time.

* Hearing Examiner's Hearings and Local Improvement District Meetings meet on an as-needed basis. Please contact the Hearing Examiner's Office at (253) 591-5195 to confirm whether a meeting will be held this week. Hearings may be held at various times throughout the day.

** Bid Opening will be held on an as-needed basis. Please contact the Finance Procurement and Payables Office at 253-502-8468 or www.tacomapurchasing.org to confirm whether Bid Opening will be held.

**** Hearings may be held at various times throughout the day.



TO: Elizabeth Pauli, City Manager
FROM: Anna Le, Management Fellow
COPY: City Council; City Clerk; Allyson Griffith, Director, Neighborhood & Community Services; Vicky McLaurin, Systems and Strategy Division Manager, Neighborhood & Community Services
DATE: June 6, 2024
SUBJECT: May 2024 Neighborhood Council Liaison Report

SUMMARY:

The purpose of this memo is to provide a summary of topics and concerns discussed at the eight Neighborhood Councils and the Community Council of Tacoma during the month of May 2024. These items have been identified by the City Manager's Office liaison to each council as important or useful to bring to the City Council and City Manager's attention.

Questions regarding the Neighborhood Councils can be directed to the Program Coordinator at NeighborhoodCouncils@cityoftacoma.org.

TOPICS and CONCERNS:**Central Tacoma Neighborhood Council:**

The Central Neighborhood Council met on Thursday, May 2nd. Approximately 10 residents were in attendance. The majority of the meeting was dedicated to a legislative session update delivered by Senator Trudeau, who is also a resident of the Central neighborhood district. She highlighted legislative accomplishments from the recent session, particularly those in the areas of housing, childcare and education, behavioral health and fentanyl crisis response, climate and the environment, and community safety. Tacoma Public Library and Tacoma Police Department liaisons delivered reports.

Community Council of Tacoma:

The May meeting of the Community Council of Tacoma was canceled.

East Side Neighborhood Council:

The East Side Neighborhood Council met virtually on May 20. Approximately six community members were in attendance. The group began the meeting with a moment of silence for Council Member Catherine Uskha and spoke about their appreciation for her hard work and friendship. The groups received liaison briefings from TFD, TPD, PW, CMO, TPS, and Metro Parks. PDS and the Bethlehem Baptist Church also gave presentations.

Community members expressed appreciation for TPD's work on encampments and drug-related issues. Community members flagged concerns that graffiti artists are having a hard time getting on the City's mural roster and expressed support for providing a safe location for them to work (such as the privately-owned graffiti garage that was once available). Community members also shared frustration about the planning efforts the City undertakes, noting that they have "visioning fatigue" and that the City has "weaponized" planning as a way to evade action. Community members noted that they want to see more progress reports about what has been done because they believe that plans are not being executed. One community member noted that Tacoma 2025 is "embarrassing" and that nothing in that plan has been achieved.

**New Tacoma Neighborhood Council:**

The New Tacoma Neighborhood Council met on May 8th and had brief presentations on Participatory Budgeting and the Hilltop Plaque Project. Approximately nine residents were in attendance. The Council held elections for board positions and elected a new board. Liaisons presented community updates. There were questions for the TPD liaison about how the City responds to youth gang violence and the effectiveness of hot spot policing and the Violent Crime Reduction Plan. The NTNC reported out on a community walk through of the Foss Waterway with CM Rumbaugh, highlighting graffiti and vandalism concerns.

North End Neighborhood Council:

The North End Neighborhood Council (NENC) met on May 6, and about 20 people attended. Michael Sullivan delivered a presentation on deconstruction. In a follow up communication, the NENC Board noted that "the concept of 'deconstruction' aligns perfectly with the goals and beliefs of the NENC" and articulated support for the implementation of such a program in Tacoma. The NENC also received a presentation on participatory budgeting from the City of Tacoma's Office of Management and Budget.

Northeast Tacoma Neighborhood Council:

The Northeast Tacoma Neighborhood Council (NETNC) met virtually on May 16. Eight residents attended, including Council board members. City Liaison Karyssa Mathison delivered a report, in addition to Metro Parks, Tacoma Police, and Tacoma Public Library. The interim council chair gave an update on their work to do a Northeast Tacoma Car Show. The council is actively recruiting new members. There are currently 10 members; however, one member is unable to join virtually and so can't participate at this time. They voted in a new chair, Mark Kawula. The group is very interested in the Tideflats subarea plan and will be meeting with staff in a couple weeks to discuss it further.

South End Neighborhood Council:

The South End Neighborhood Council convened on May 6. At this meeting, there were 17 community members in attendance. Liaisons from Neighborhood & Community Services (NCS), the City Manager's Office (CMO), and Tacoma Public Libraries (TPL) attended this meeting and provided reports. CMO provided a forecast of upcoming city council and study session items as well as important events in the community. NCS provided shelter and encampment updates. TPL shared information about their social workers, Tacoma Reads, and the expansion of Narcan vending machines. The rest of the meeting was dedicated to a recap of the legislative session by Speaker Jenkins. Among the updates she discussed were laws passed to address housing, fentanyl, childcare, safety, and transportation.

South Tacoma Neighborhood Council:

The South Tacoma Neighborhood Council met on May 15. Approximately 20 residents attended in-person, though there was also an option to livestream the meeting. Arianna Topbjerg from Tacoma Fire, Emergency Management, delivered the keynote presentation. She spoke about different types of disasters and how to be better prepared for dealing with them. Captain Darlington TPD reported on the drop in crime statistics and on the success of TPD's hot spot policing. He also informed folks about TPD's pilot project on Shot Spotter. Lt. Mellot informed folks of the gun buyback program that will happen at Cheney Stadium. CLO Snyder talked car thefts and handed out steering wheel locks. Lastly, there was information presented on Rising Tides Smiles – a non-profit working to help people who need their dentures fixed/replaced.



West End Neighborhood Council:

The West End Neighborhood Council met on May 7. 15 residents were in attendance. No councilmembers were in attendance. At this meeting, librarian Spencer Bowman brought a display case presenting West End mementos. These items normally live in the Northwest Room at the Main Downtown Branch of the Tacoma Public Library. His presentation focused on various aspects of local history. The new WENC logo, created by member David Sundt, was also unveiled. Additionally, there was a Liaison report from the Tacoma Police Department (TPD).

Date	Meeting	Subject	Department	Background
June 18, 2024	Study Session (TMBN 16 /dial-in 12:00 pm)	Alternative Response	TPD, TFD, NCS	Quarterly update on the status of the three Alternative Response projects being led by Fire, Police, and Neighborhood and Community Services: Behavioral Health Response Team, Community Safety Officers, Homelessness Outreach expansion.
		Proposed Charter Amendments Review	Mayor Woodards	
	City Council Meeting (hybrid Tacoma Public Utilities Auditorium / dial-in 5:00 PM)			
June 25, 2024	Study Session (TMBN 16 /dial-in 12:00 pm)	Citywide Pavement Condition Rating	Public Works - Ramior Chavez (intro) Erik Sloan presentation	Public Works will present new pavement condition data and provide a report on the health of the street network. This data is used to guide the delivery of essential services related to the preservation, maintenance, and improvement of City streets.
		Proposed Charter Amendments Review	Mayor Woodards	
	City Council Meeting (hybrid Tacoma Public Utilities Auditorium / dial-in 5:00 PM)			
July 2, 2024	Study Session (TMBN 16 /dial-in 12:00 pm)	Proposed Charter Amendments Review	Mayor Woodards	
	City Council Meeting (hybrid Tacoma Public Utilities Auditorium / dial-in 5:00 PM)			
July 9, 2024	Study Session (hybrid Council Chambers /dial-in 12:00 pm)	Proposed Charter Amendments Review	Mayor Woodards	
	City Council Meeting (hybrid Council Chambers /dial-in 5:00 PM)			
July 16, 2024	Study Session (hybrid Council Chambers /dial-in 12:00 pm)	State of Courts	Tacoma Municipal Court Judicial Officers	
	City Council Meeting (hybrid Council Chambers /dial-in 5:00 PM)			
July 23, 2024	Study Session (hybrid Council Chambers /dial-in 12:00 pm)	Tacoma Smelter Plum Update		
		Equity Index	Office of Strategy - Jacques Colon & Chelsea Talbert	Staff will present an update on the Equity Index. This update will include information about the Collection of Case Studies including stories about how staff are using the Equity Index, data update, resources, and additional information about opportunities for staff and community to learn more about the tool
	City Council Meeting (hybrid Council Chambers / dial-in, 5:00 PM)			

Economic Development Committee (EDC)

Committee Members: (Chair) Daniels, (Vice-Chair) Diaz, Bushnell, Scott Alternate - Rumbaugh Executive Liaison: Pat Beard; Coordinator: Anna Le		2nd, 4th, and 5th Tuesdays 10:00 a.m. Hybrid: In-Person & Virtual meeting	CBC Assignments: •Tacoma Arts Commission •Greater Tacoma Regional Convention Center Public Facilities District •City Events and Recognition Committee •Tacoma Creates Advisory Board •Equity in Contracting Advisory Committee
	Topic	Presenters	Description
June 25, 2024	Green Economy Update	Pat Beard, Business Development Manager and Paul Bakker, Green Economy Specialist, Community and Economic Development Department	Staff will provide an update on the first year implementation of the Green Economic Development Strategy, adopted by the Council on June 13, 2023
	Q&A with Jeff Robinson	Jeff Robinson, Director, Community and Economic Development Department	The Committee will discuss and reflect on Jeff Robinson's long career of public service at his final committee meeting before retiring.
July 9, 2024	2024 Disparity Study Update	Kacee Woods, CED Workforce Development Manager	Staff will provide an update on the 2024 Disparity Study evaluating the City's Equity in Contracting Program.
July 23, 2024	Economic Development Strategic Plan Work Session		
July 30, 2024	Tacoma Creates Advisory Board Interviews	Nicole Emery, City Clerk	The Economic Development Committee will conduct interviews to fill three vacancies on the Tacoma Creates Advisory Board.
	BLOXHUB Update	Debbie Bingham, Program Manager, Community and Economic Development Department	Staff will provide a debrief on the City's initial meetings with BLOXHUB, regarding their work in sustainable urbanization, facilitating connections, knowledge sharing, and business opportunities.

Infrastructure, Planning, and Sustainability Committee (IPS)

Committee Members: Walker (Chair), Diaz (Vice Chair), and Hines Alternate - Bushnell Executive Liaison: Ramiro Chavez; Coordinator: Anna Le			2nd and 4th Wednesdays 4:30pm Hybrid: In-Person & Virtual Meeting	CBC Assignments: •Sustainable Tacoma Commission •Planning Commission •Landmarks Preservation Commission •Board of Building Appeals •Transportation Commission
	Topic	Presenters	Description	
June 26, 2024	Streets Initiative 2 Timeline and Feedback	Joseph Franco, Special Assistant to the Director, Public Works Department	Public Works staff will provide committee members an updated timeline to the upcoming Streets Initiative 2 ballot measure and receive feedback.	
	Deconstruction and Salvage Discussion	Beth Jarot, Senior Sustainability Analyst	Staff will respond to clarifying questions Committee members had following the Deconstruction and Salvage update presentation on 5/22/2024.	
July 10, 2024	ADU Construction Activity Update	Corey Newton, PE, Division Manager Site and Building Division, Planning and Development Services and Philip Kao, Division Manager, Planning and Development	An informational brief about the construction activity of ADUs in the last several years, including an update on the City's pre-approved plans project.	
	Honorary Renaming Requests	Brennan Kidd, Assistant Division Manager, Public Works Transportation, Traffic Safety, and Review; Anna Le, City Manager's Office, Management Fellow	The City has received two honorary renaming requests: one to rename a non-roadway right of way to Dr. W. Joye Hardiman Park and one to rename a roadway to Bill Evans Place. Per Res. 41009 Section 3.4.c.i-iii, IPS is "generally" the committee that oversees honorary renaming proposals and makes recommendations to Council for further consideration.	
	Schuster Parkway Update	Basel Kitmitto, Project Manager, Public Works	The selected design consultant (KPG Psomas) assisting the City to design the Schuster Parkway Trail project, proposed a partial scope of work that would use most of the available funding. The presentation looks to present the scope of work that can be accomplished given the funding in hopes of gaining IPS support.	
July 24, 2024	Board of Building Appeals Interviews	Nicole Emery, City Clerk	The IPS Committee will conduct to fill three vacancies on the Board of Building Appeals.	
	Planning Commission Work Program - Mid-Cycle Update	Brian Boudet, Division Manager, Planning & Development Services	Staff from PDS will provide a mid-cycle status update on the Planning Commission Work Program	
	EV Charging Stations Sustainability Update	Kristin Lynett, OEPS	Staff will present on the City's electric vehicle (EV) charging station plan and the overall EV strategy as it relates to the Climate Action Plan.	

Government Performance and Finance Committee

Committee Members: Hines (Chair), Bushnell (Vice Chair), Rumbaugh, and Daniels Alternate - Walker		1st and 3rd Tuesdays 10 a.m. Room 248	CBC Assignments: •Public Utility Board •Board of Ethics •Audit Advisory Board •Civil Service Board
Executive Liaison: Andy Cherullo; Coordinator: D'Angelo Baker			
	Topic	Presenter	Description
June 18, 2024	Proposed Revisions to the Municipal Code Related to Claims Settlement	Chris Bacha, City Attorney	Staff will present on proposed revisions for Tacoma Municipal code related to write-offs, claims settlements and other related issues.
	Monthly Budget Update	Reid Bennion, Lead Management and Budget Analyst, OMB	Staff from OMB will present on topics related to the current biennium budget, revenue collections and expenditures, and other issues related to budgeting.
	Long Range Financial Plans for Water and Power	Staff from Power and Water	Staff from Power and Water will review process for developing Long Range Financial plans, how critical they are for planning purposes and how they help guide the utilities in decision making.
July 2, 2024	Cancelled		
July 16, 2024	Monthly Budget Update	Reid Bennion, Lead Management and Budget Analyst, OMB	Staff from OMB will present on topics related to the current biennium budget, revenue collections and expenditures, and other issues related to budgeting.
	MFTE Update	Debbie Bingham, Community & Economic Development (CED)	Staff from CED will present an update on the Multi-Family Tax Exemption Program.
	Telecommunications Franchise Agreement Between The City of Tacoma and Zayo	Jeff Lueders, Division Mgr, TV & Video Production, MCO	Jeff Lueders from Media & Communications will present on a proposed franchise agreement with telecommunications provider Zayo.

Community Vitality and Safety

Committee Members: VACANT (Chair), Rumbaugh (Vice-Chair), Scott, Walker Alternate - Hines		2nd and 4th Thursdays 4:30pm TMB 248	CBC Assignments: Community's Police Advisory Committee • Human Services Commission • Human Rights Commission • Housing Authority • Commission on Disabilities • Library Board • Tacoma Community Redevelopment Authority • Commission on Immigrant and Refugee Affairs
Executive Liaison: Allyson Griffith; Coordinator: D'Angelo Baker			
	Topic	Presenter	Description
June 27, 2024	Rental Housing Code Research Update	Ted Richardson, Strategic Initiatives Coordinator, Office of Strategy	Updates on the research related to RHC implementation.
	Anti-Displacement Strategy Update	Ted Richardson, Strategic Initiatives Coordinator, Office of Strategy	Staff will provide the committee with updates on the ongoing Anti-Displacement Strategy.
	Code Compliance Code Review (TMC 8.30)	DeJa Irving, Code Compliance Supervisor, Neighborhood & Community Services	
July 11, 2024	Cancelled		
July 25, 2024	Youth and Young Adult Violence Reduction Update	NCS	NCS