

# Tacoma Violent Crime Reduction Project Period 2 Results

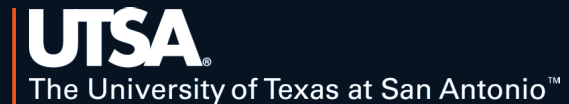
Dr. Michael R. Smith

Dr. Rob Tillyer

Dr. Brandon Tregle

Department of Criminology & Criminal Justice

February 14, 2023



## Project Background

Drawing from a substantial body of research on the positive impact that hot spots policing can have on reducing violence, this plan includes three components:

1. A near term strategy meant to substantially increase police visibility at addresses where violent crime is concentrated and prioritizing street-level deterrence in these areas.
2. A mid term strategy focused on violent places within the city using a Problem-Oriented, Place-Based Policing approach.
3. A longer term strategy that will utilize a Focused Deterrence strategy to help break the cycle of violence among the small number of repeat and high-risk offenders who are responsible for committing most of the violent crime in Tacoma.

# Hot Spots Policing Strategy

Beginning in early July, TPD began executing its near-term, hot spots policing strategy:

- Focused on violence-prone addresses by increasing police visibility at or near those locations to deter violent offenders.
- Goal: Drive down violent crime in and around these areas thereby impacting crime levels within larger geographical areas (e.g., patrol sectors)

# Treatment Methodology

- Violent street crime analysis to identify hot spots in the previous 90 days and/or 12 months:
  - Murder/non-negligent manslaughter
  - Robbery (individual or business)
  - Aggravated assault (not including family violence)
- Unit of analysis is violent **incidents**
- Officers are dispatched to recommended hot spots during high-risk hours
  - Officers are instructed to be within sight of the hot spot address for least 15 minutes with all vehicle lights illuminated
    - Otherwise, addresses received normal patrol and/or response to calls for service

# Period 1 Hot Spots Recap

- Period 1 hot spot treatment: **July 6-October 5, 2022**
  - 16 treated addresses based on crime patterns during the 90 days and/or 12 months leading up to treatment
  - Violent crime fell 37% in the treated locations compared to the previous 3 months and was 12% lower than last year during the same time period
  - Violent crime levels dropped from 10-78% at treatment locations depending upon sector when compared to prior year monthly averages
    - Crime fell in every sector of the city at the treated addresses, in the surrounding catchment areas, and in all other areas of the sectors
    - Violent crime dropped 45-56% in catchment areas - No evidence of displacement
  - TPD officers achieved a fidelity rate of 92%

# Period 2 Hot Spots Treatment

- Period 2 hot spot treatment timeline: **October 6 - December 5, 2022**
- As in Period 1, all locations in the city were analyzed for patterns of violent crime
- Based on the analysis, 15 addresses were identified for treatment based on crime patterns over the previous 90 days and/or 12 months
  - Peak crime hours/days of the week were identified for each location

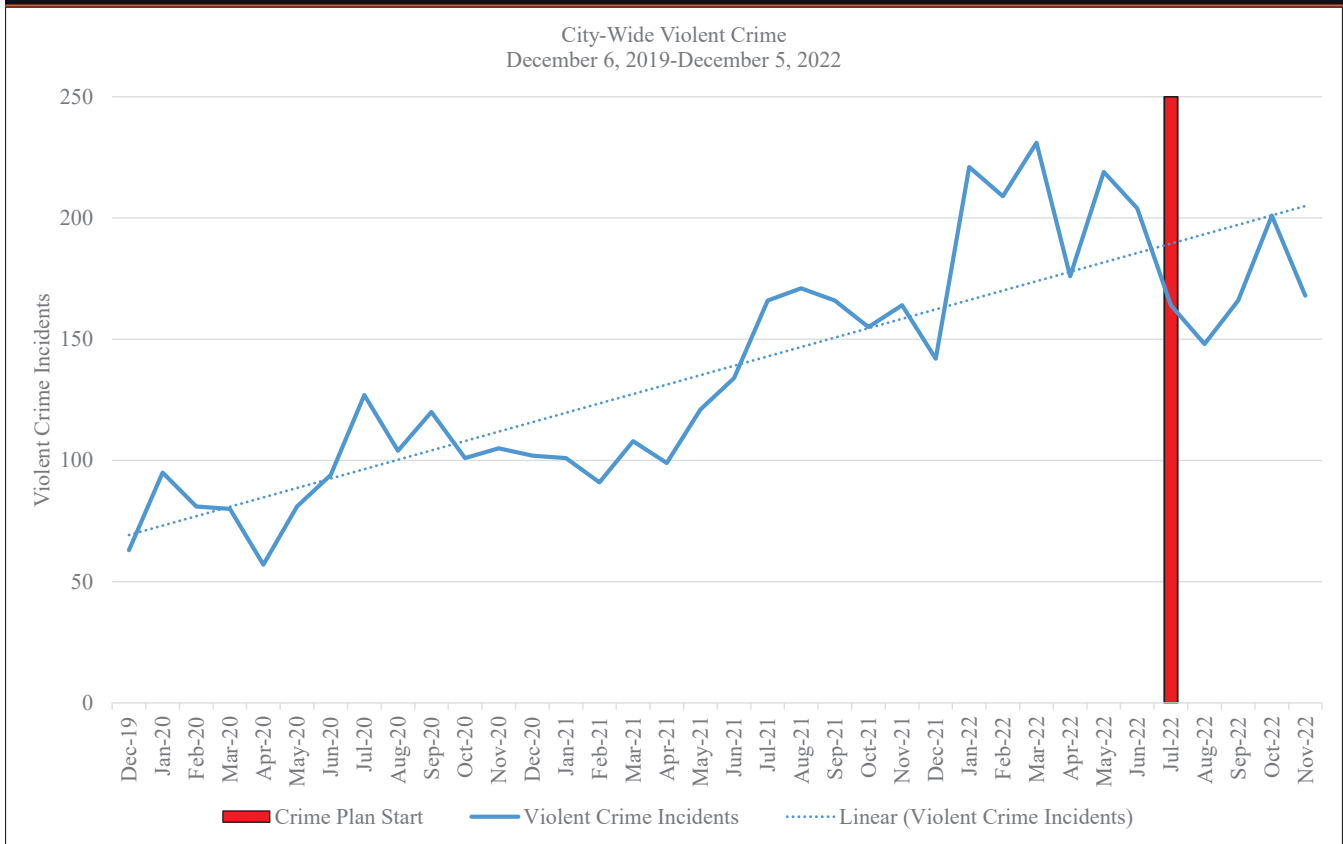
# Analyses Plan

1. Fidelity: Alignment between expected and actual treatment
2. Monthly violent crime comparison (2020 – 2022)
3. Year-to-year violent crime comparison during pre-treatment and treatment periods
4. P2 violent crime activity vs. previous 12 month average
  - Treatment locations, catchment areas, and city-wide; also by police sector
  - Catchment areas: 1,000 ft buffer zones around the treatment location used to check for crime displacement or diffusion of benefits

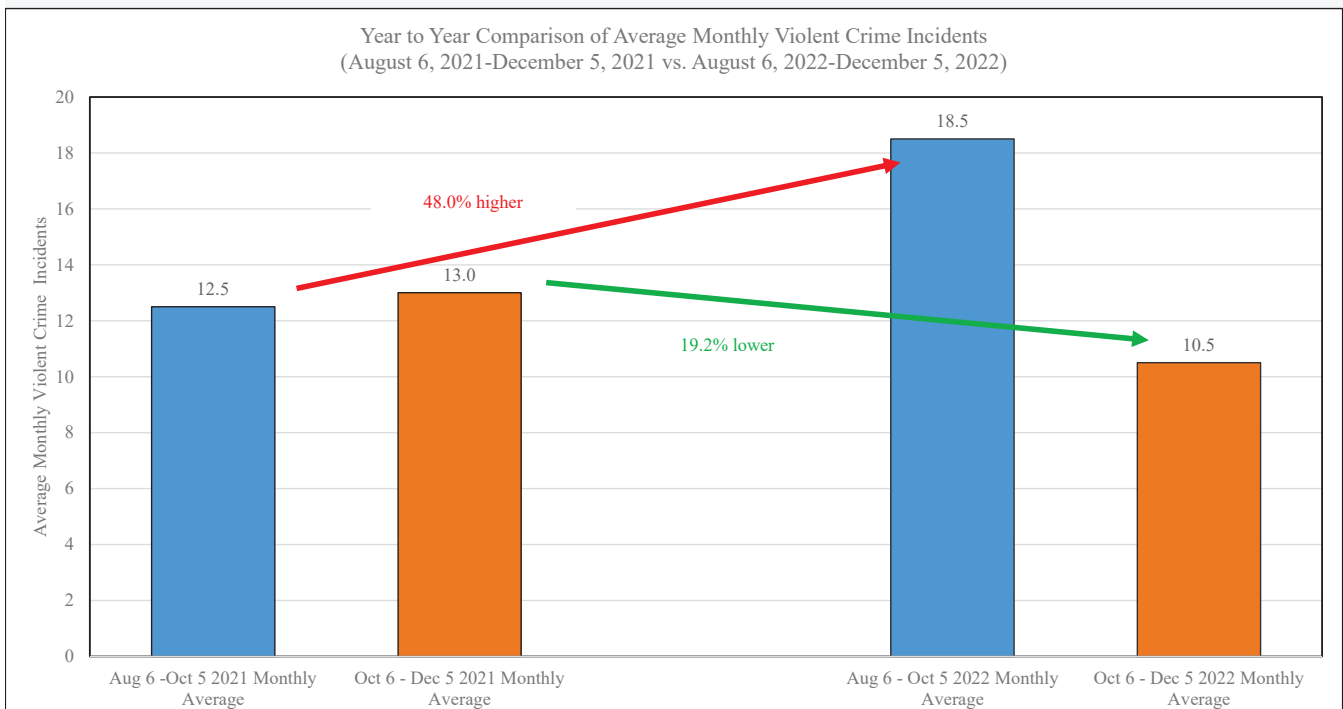
# Results

- Fidelity: Alignment between expected and actual treatment
- At least one officer was present at the treatment location within the hour expected **97%** of the time
  - TPD's fidelity rate improved 5% from P1 while excessive dispatches were reduced by over 8%

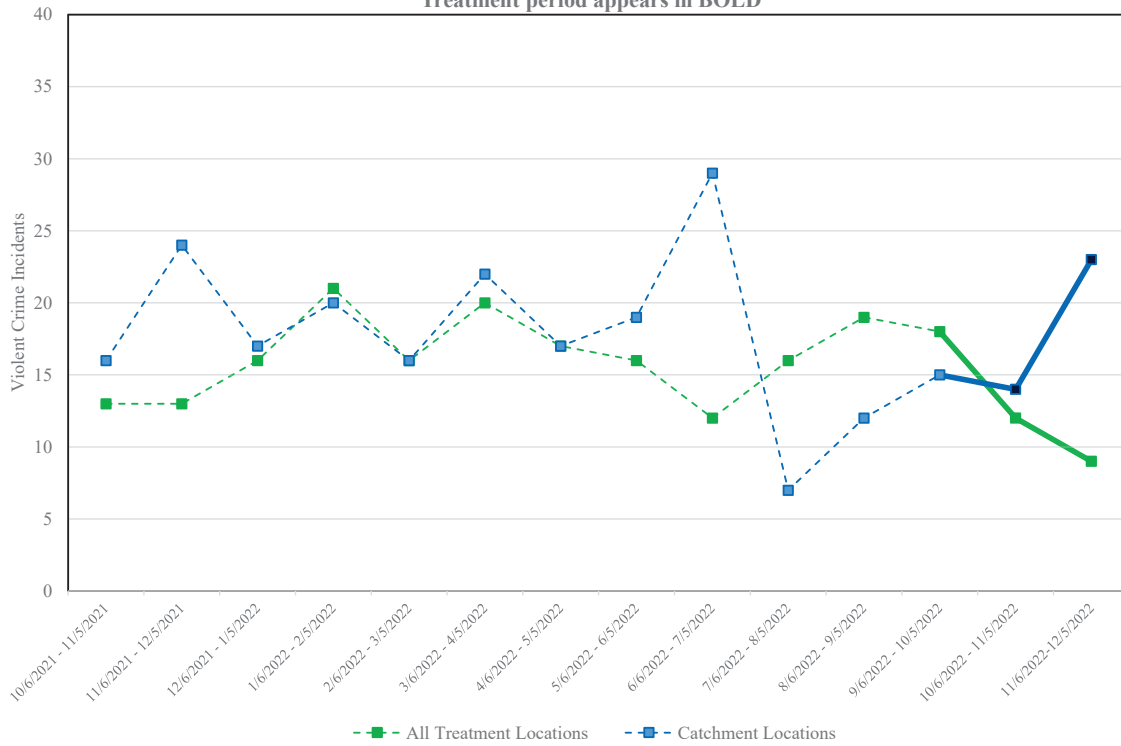
	Expected Treatment	Single Officer Dispatches	Single Officer Treatment	% Missing Dispatches	Excessive Officer Treatment	Average Time On Scene
<b>P2 Fidelity Totals</b>	3,894	3,773	96.9%	-3.1%	2.7%	0:18:39



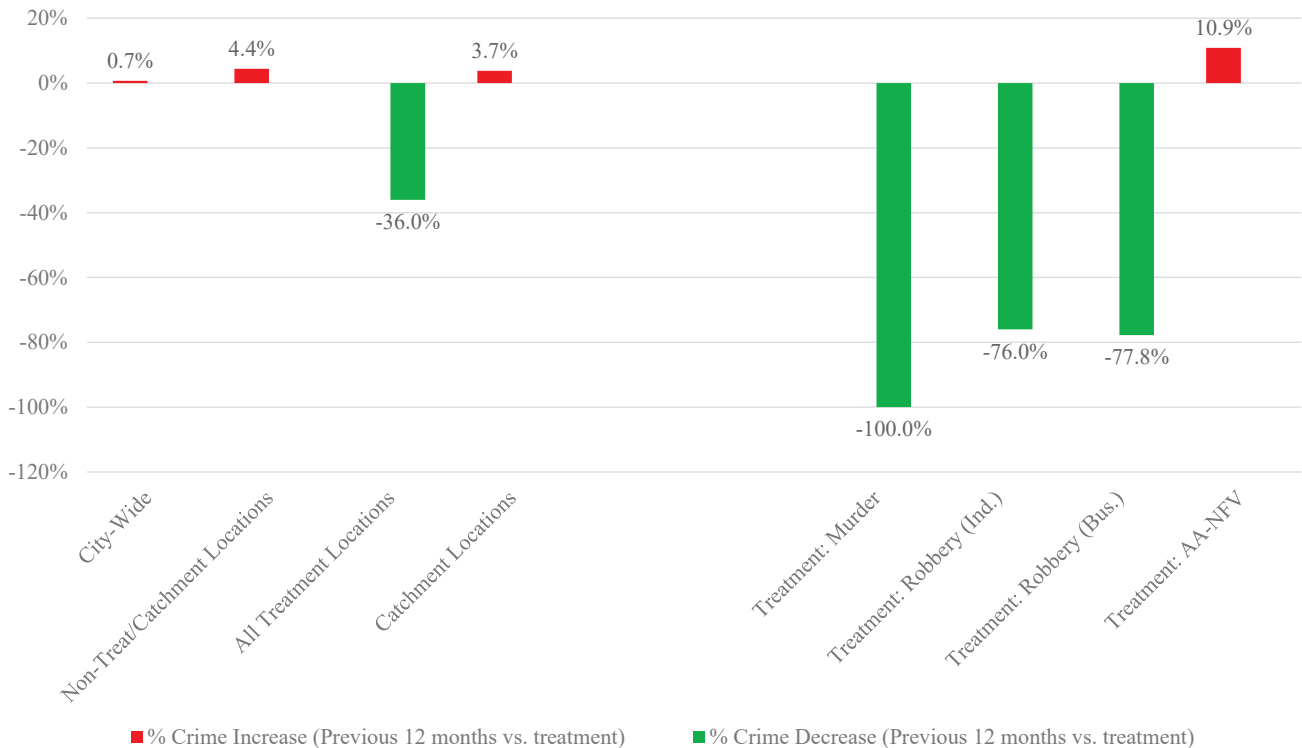
# Results

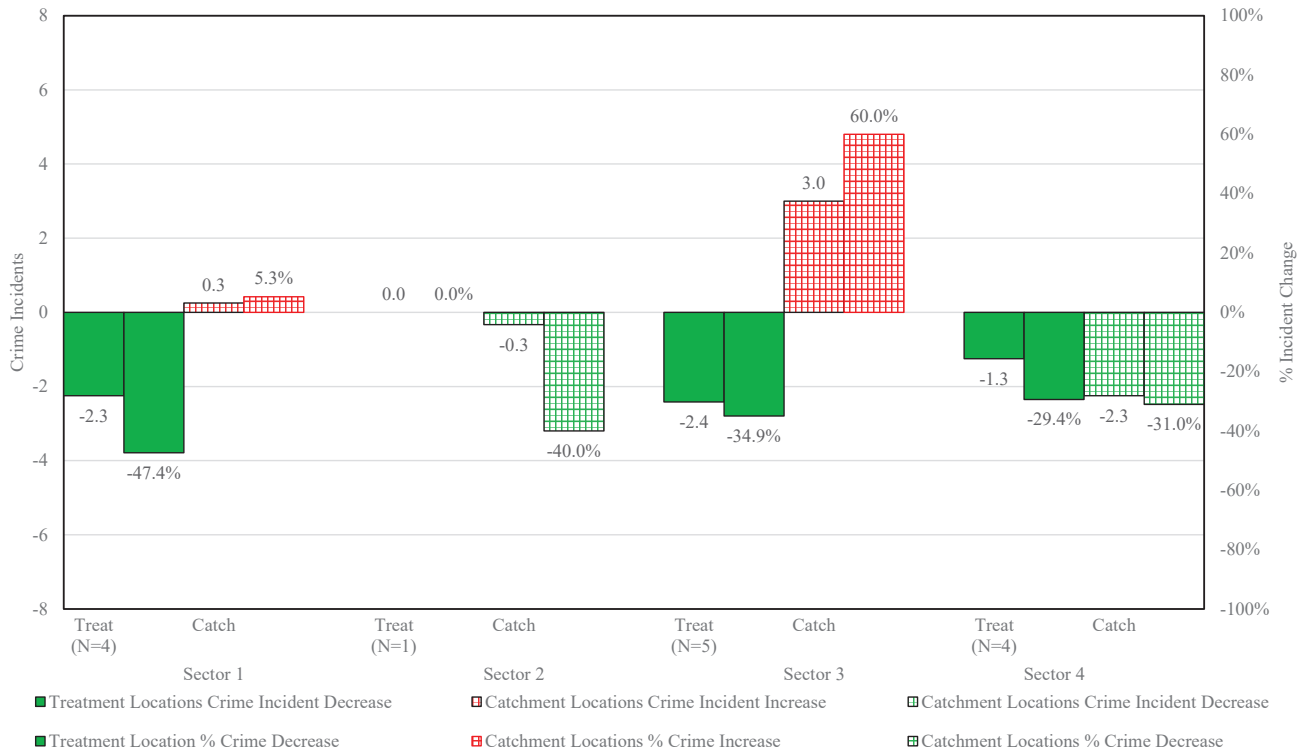


Violent Crime Incidents Per Month (Oct 6 2021 - Dec 5 2022):  
Treatment & Catchment Locations  
Treatment period appears in **BOLD**



Average Monthly Violent Crime Changes:  
% Change Previous 12 Months vs. Treatment Months



Sector Average Monthly Violent Crime Changes in Treatment and Catchment Locations:  
 Incident & % Change Previous 12 Months vs. Treatment Months


## Period 2 Summary

- Violent crime levels continue to flatten since spike in late 2021
- Across all treated locations during Period 2, average monthly violent crime incidents fell 36% compared to the 12 months prior to treatment
  - Catchment areas experienced a slight (3.7%) increase in crime
- Compared with the same period in 2021 (October 6-December 5), violent crime levels were down 19% in treated locations
- Fidelity to the treatment plan improved to 97%
- Next steps
  - Period 3 hot spots is underway
  - Preparation for POPBP is set to begin in Period 4

# Next Steps

- Mid-Term Strategy (POPBP) Problem-Oriented, Place-Based Policing
- POPBP strategies are **carefully tailored to address underlying conditions that contribute to recurring problems** in crime-prone locations and can be **more effective at reducing crime than** merely increasing or intensifying **traditional police activities**.
- POPBP involves city stakeholders (in addition to the TPD) who can help address the underlying conditions that make a particular location attractive for crime
- The POPBP strategy in the City of Tacoma is tentatively scheduled to begin in March 2023

# Mid-Term Strategy (POPBP)

- An initial POPBP site has been identified via analysis of city-wide crime, arrest, and calls for service data
- UTSA researchers have provided the initial training to the POPBP Advisory Group:
  - Department heads from within the City of Tacoma
- During the next 4-8 weeks, the Advisory Group will:
  - Recommend mid-level members from their departments to serve on a POPBP working group; identify community stakeholders
  - Working group will collect and analyze data to identify underlying problems at the site and develop evidence-based solutions



# Mid-Term Strategy (POPBP)

- UTSA researchers will:
  - **Advise on the development of a site-specific operations plan**
    - Process and impact metrics for each problem/solution
  - **Conduct process & impact evaluation** of the POPBP
  - **Follow key outcome metrics over time** (e.g., 24-36 months) to track long-term impacts
  - **Provide semi-annual reports** after POPBP implementation and suggest adjustments as needed

Questions?

Contact Info:

Dr. Michael R. Smith

[m.r.smith@utsa.edu](mailto:m.r.smith@utsa.edu)