

---

**OCTOBER**

***FLEET SERVICES FUND***

**2013**

**FINANCIAL  
REPORT**





# Public Utility Board

DAVID NELSON

Chair

WOODROW JONES

Vice-Chair

BRYAN FLINT

Secretary

MARK PATTERSON

Member

MONIQUE TRUDNOWSKI

Member

WILLIAM A. GAINES

Director of Utilities/CEO

THEODORE C. COATES

Power Superintendent/COO

AARON ALVARADO

Manager, Fleet Services

ANDREW CHERULLO

Finance Director

DEPARTMENT OF PUBLIC UTILITIES

CITY OF TACOMA



CITY OF TACOMA, WASHINGTON  
DEPARTMENT OF PUBLIC UTILITIES

# FLEET SERVICES FUND

## TABLE OF CONTENTS

*Note: These financial statements are interim, unaudited reports prepared primarily for the use of management. Not all transactions reported in these statements have been recorded on the full accrual basis of accounting or in accordance with generally accepted accounting principles.*

STATEMENTS OF NET POSITION .....	1 - 2
STATEMENTS OF REVENUES, EXPENSES AND CHANGES IN NET POSITION .....	3 - 4
SUPPLEMENTAL DATA .....	6 - 8

CITY OF TACOMA, WASHINGTON  
DEPARTMENT OF PUBLIC UTILITIES  
FLEET SERVICES FUND

STATEMENTS OF NET POSITION  
OCTOBER 31, 2013 AND OCTOBER 31, 2012

<b>ASSETS</b>	2013	2012
<b>FIXED</b>		
Office Furniture and Equipment .....	\$540,904	\$540,905
Stores and Shop Equipment .....	679,246	679,246
Transportation Equipment .....	32,275,311	32,049,558
Power-Operated Equipment .....	19,368,261	19,765,455
Accumulated Depreciation .....	(36,779,283)	(36,430,825)
Total Fixed Assets .....	16,084,439	16,604,339
Construction Work in Progress .....	4,046,648	2,605,754
Net Fixed Assets .....	20,131,087	19,210,093
<b>CURRENT</b>		
Current Fund Cash & Equity in Pooled Investments	21,170,617	23,110,794
Materials and Supplies .....	612,132	597,616
Total Current Assets .....	21,782,749	23,708,410
<b>TOTAL ASSETS</b> .....	<b>\$41,913,836</b>	<b>\$42,918,503</b>

*These statements should be read in conjunction with the Notes to Financial Statements contained in the 2012 Annual Report.*

	<u>2013</u>	<u>2012</u>
<b>NET POSITION AND LIABILITIES</b>		
<b>NET POSITION</b>		
Net Investment in Capital Assets .....	\$20,131,087	\$19,210,093
Restricted for:		
Tacoma Power .....	17,322,733	17,010,425
Tacoma Water .....	6,824,584	6,787,967
Tacoma Rail .....	642,836	622,328
Unrestricted .....	<u>(3,333,026)</u>	<u>(1,016,711)</u>
<b>TOTAL NET POSITION .....</b>	<b>41,588,214</b>	<b>42,614,102</b>
<b>LIABILITIES</b>		
<b>CURRENT LIABILITIES</b>		
Accounts Payable .....	82,381	82,762
Wages Payable .....	91,117	83,820
Others .....	8	25
Total Current Liabilities .....	<u>173,506</u>	<u>166,607</u>
<b>LONG-TERM LIABILITIES</b>		
Employee Vacation and Sick Leave Accrual .....	<u>152,116</u>	<u>137,794</u>
Total Long-term Liabilities .....	152,116	137,794
<b>TOTAL LIABILITIES .....</b>	<b><u>325,622</u></b>	<b><u>304,401</u></b>
<b>TOTAL NET POSITION AND LIABILITIES .....</b>	<b><u><u>\$41,913,836</u></u></b>	<b><u><u>\$42,918,503</u></u></b>

CITY OF TACOMA, WASHINGTON  
DEPARTMENT OF PUBLIC UTILITIES  
FLEET SERVICES FUND

STATEMENTS OF REVENUE, EXPENSES AND CHANGES IN NET POSITION  
OCTOBER 31, 2013 AND OCTOBER 31, 2012

	<u>OCTOBER 2013</u>	<u>OCTOBER 2012</u>
<b>OPERATING REVENUE</b>		
Maintenance Revenue .....	\$191,175	\$198,583
Capital Recovery .....	143,051	159,594
Administrative Overhead .....	88,496	52,295
Fuel and Fuel Loading .....	7,882	7,449
Pool Car Rental .....	2,931	-
Total Operating Revenue .....	<u>433,535</u>	<u>417,921</u>
<b>OPERATING EXPENSES</b>		
Repairs and Servicing		
Shop Operations .....	175,813	204,458
Outside Services .....	18,233	769
Total Repairs and Servicing .....	<u>194,046</u>	<u>205,227</u>
Stores Operations .....	24,767	25,908
Administration .....	(13,077)	92,509
Depreciation .....	206,518	219,988
Total Operating Expenses .....	<u>412,254</u>	<u>543,632</u>
<b>OPERATING INCOME</b> .....	21,281	(125,711)
<b>NON-OPERATING REVENUES (EXPENSES)</b>		
Interest Income .....	3,075	5,343
Gain (Loss) on Disposition of Equipment .....	165,549	72,245
Sale of Scrap .....	150	-
Total Non-Operating Revenues (Expenses) ....	<u>168,774</u>	<u>77,588</u>
Capital Contributions - Grants .....	-	-
Total Capital Contributions	<u>-</u>	<u>-</u>
Net Income Before Transfers .....	190,055	(48,123)
Transfers In .....	<u>-</u>	<u>112,614</u>
<b>CHANGE IN NET POSITION</b> .....	<u>\$190,055</u>	<u>\$64,491</u>
<b>TOTAL NET POSITION - JANUARY 1</b> .....		
<b>TOTAL NET POSITION - OCTOBER 31</b> .....		

*These statements should be read in conjunction with the Management Discussion and Analysis in the September 2013 Financial Report.*



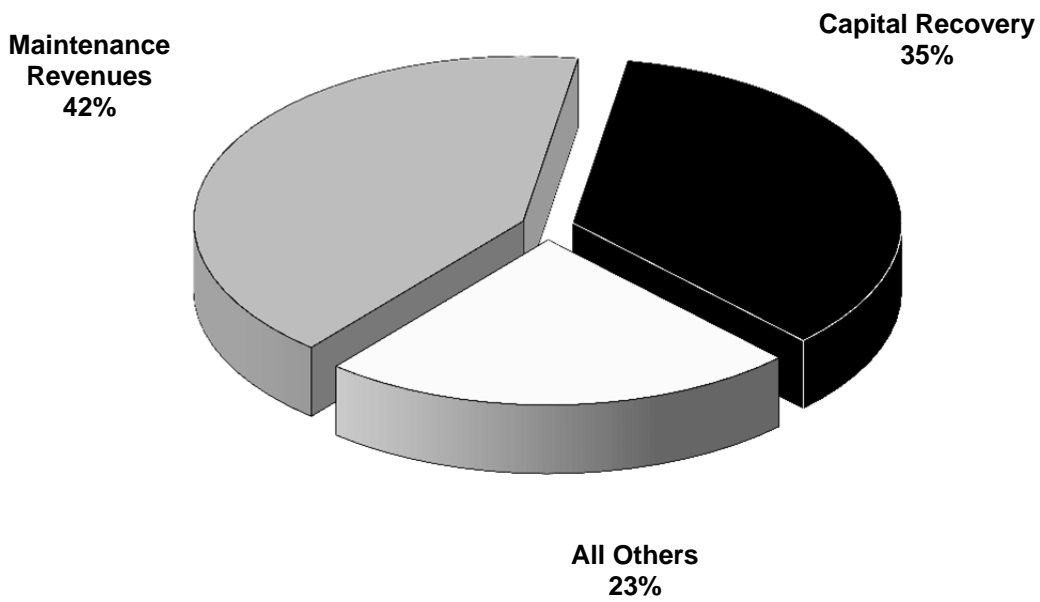
YEAR TO DATE

OCTOBER 2013	OCTOBER 2012	2013/2012 VARIANCE	PERCENT CHANGE
\$1,759,371	\$2,003,734	(\$244,363)	-12.2%
1,481,925	1,598,603	(116,678)	-7.3%
848,932	529,635	319,297	60.3%
75,781	80,234	(4,453)	-5.6%
67,661	38,454	29,207	76.0%
<u>4,233,670</u>	<u>4,250,660</u>	<u>(16,990)</u>	-0.4%
1,860,230	2,026,404	(166,174)	-8.2%
24,509	6,971	17,538	251.6%
<u>1,884,739</u>	<u>2,033,375</u>	<u>(148,636)</u>	-7.3%
242,655	244,094	(1,439)	-0.6%
916,951	881,342	35,609	4.0%
<u>2,158,492</u>	<u>2,279,612</u>	<u>(121,120)</u>	-5.3%
<u>5,202,837</u>	<u>5,438,423</u>	<u>(235,586)</u>	-4.3%
(969,167)	(1,187,763)	218,596	-18.4%
(108,049)	(71,978)	(36,071)	50.1%
165,549	68,400	97,149	142.0%
160	-	160	-
<u>57,660</u>	<u>(3,578)</u>	<u>61,238</u>	-1711.5%
-	37,953	(37,953)	-100.0%
<u>-</u>	<u>37,953</u>	<u>(37,953)</u>	-100.0%
(911,507)	(1,153,388)	241,881	-21.0%
141,512	142,146	(634)	-0.4%
(769,995)	(1,011,242)	\$241,247	-23.9%
<u>42,358,209</u>	<u>43,625,344</u>		
<u>\$41,588,214</u>	<u>\$42,614,102</u>		

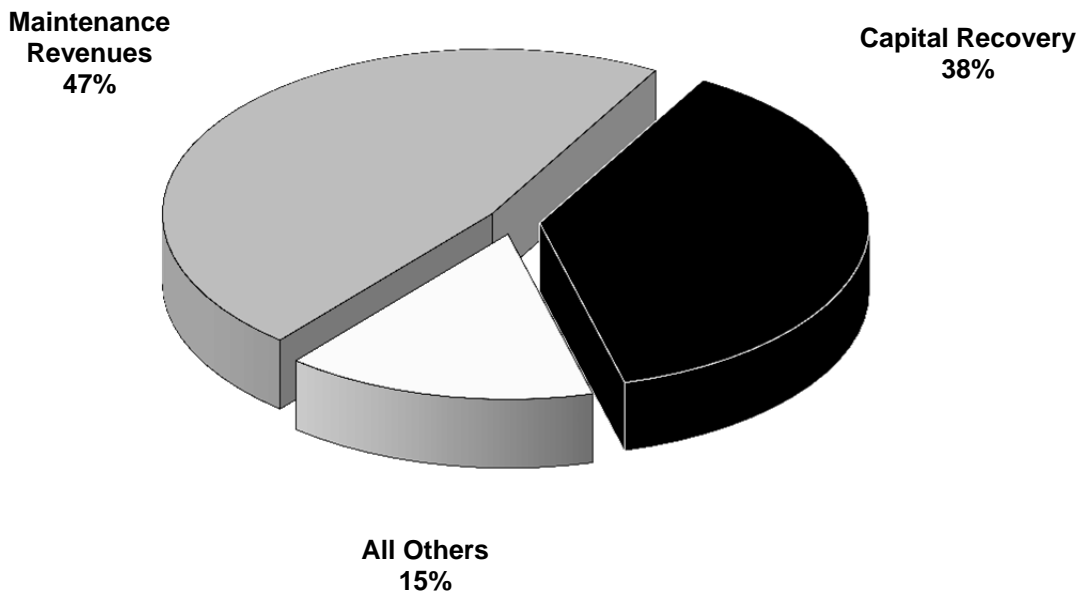
*This page has been left blank intentionally.*

# Supplemental Data

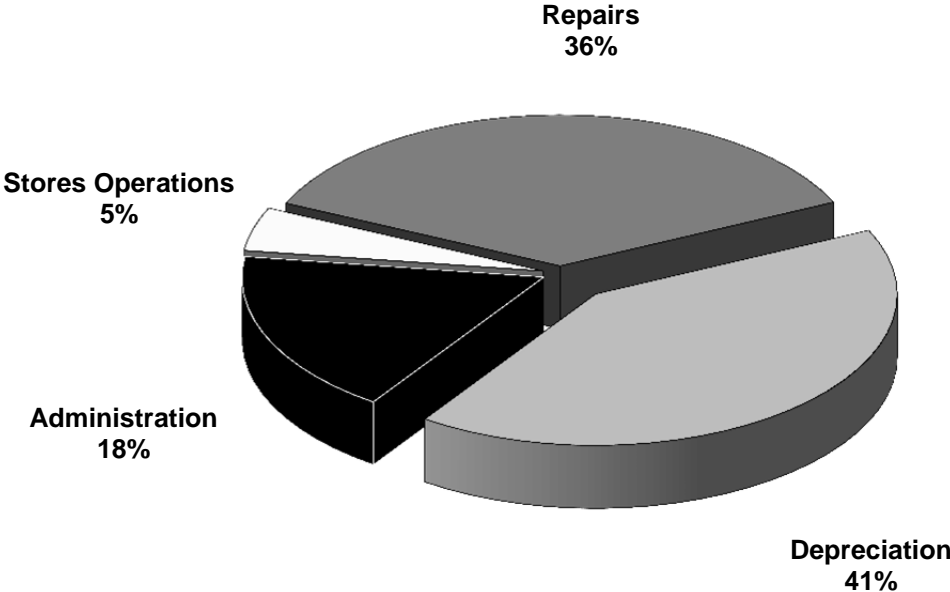
**TOTAL OPERATING REVENUES**  
Year to Date - October 2013 (\$4,233,670)



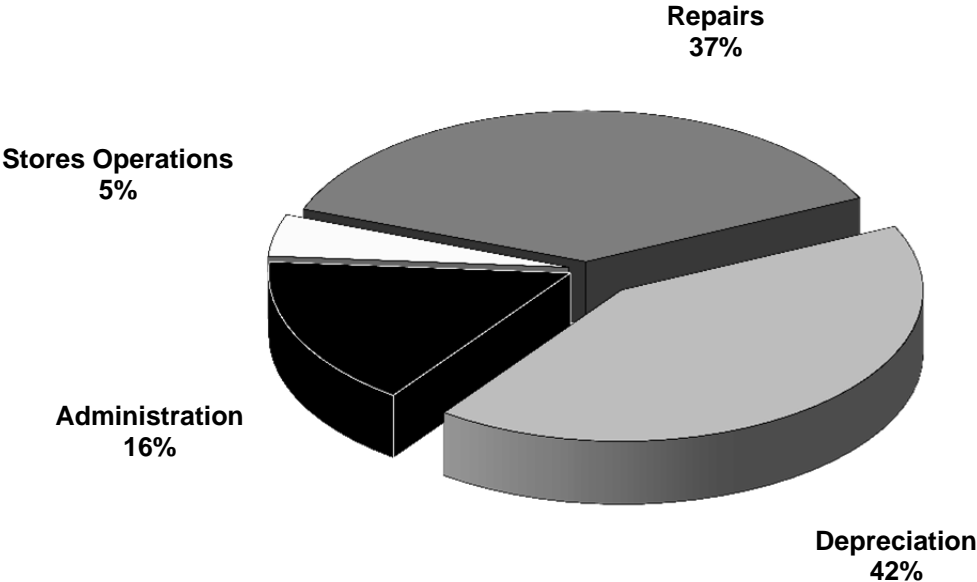
**TOTAL OPERATING REVENUES**  
Year to Date - October 2012 (\$4,250,660)



**TOTAL OPERATING EXPENSES**  
**Year to Date - October 2013 (\$5,202,837)**



**TOTAL OPERATING EXPENSES**  
**Year to Date - October 2012 (\$5,438,423)**





The City of Tacoma does not discriminate on the basis of disability in any of its programs, activities, or services. To request this information in an alternative format or to request a reasonable accommodation, please contact the City Clerk's Office at (253) 591-5505. TTY or speech to speech users please dial 711 to connect to Washington Relay Services.