



Tacoma Parking System Overview

City of Tacoma | Public Works Department

Economic Development Committee
September 10, 2019



OVERVIEW



- Best Practices Approach
- Principles and Resources
- Parking System Elements
- Upcoming Plans



Best Practice Approach



- Enhance Economic Development initiatives for the recruitment and retention of businesses
- Create turnover of on-street parking spaces for customers, clients, and visitors of businesses
- Financial Prudence

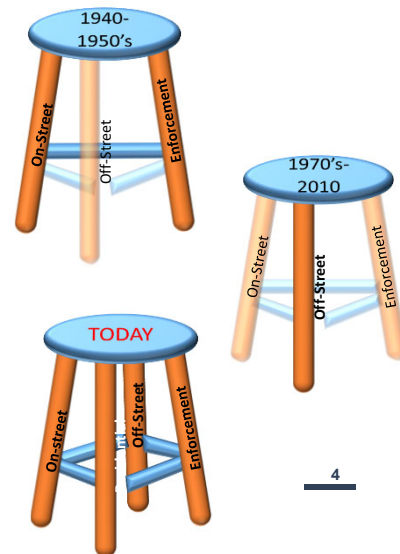


3

A History of Omitted Influences

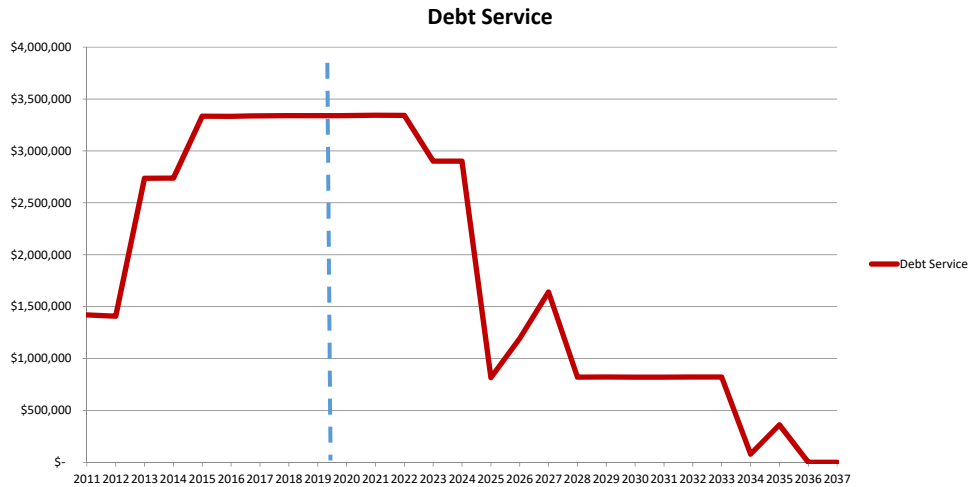


Years	On-Street		Off-Street		Enforcement		Result
	Free	Pay	Too Little	Ample	Less	More	
'40's- '50's		X	X			X	Higher Turnover; still Chain Parking
'60's		X	X		X		Chain Parking
'70's-'90's	X			X	X		Chain Parking
TODAY		X		X		X	Balance



4

Parking Fund Debt Obligation



5

Guiding Principles




- Three Core Principles for Business Districts:
 - Priority user is the short-term parker
 - System is easy to access and use
 - Manage parking supply to the 85/15 occupancy rule

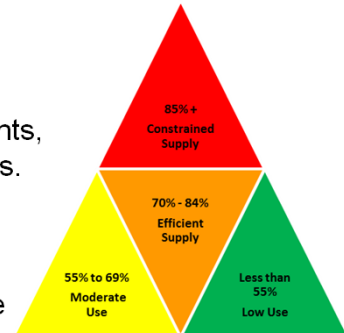


6

PTAG



- 12 member volunteer stakeholders
 - Broad based representation—Education, merchants, business/property owners, students, and residents.
- 16 recommendations to date
 - Pay Station rollout, system changes/expansion, new residential parking program, and parking rate adjustments.
- Briefing on 2019/20 work items



7

On-Street Parking



- Approximately 170 meters covering roughly 1,800 spaces
- Bi-Annual Occupancy Survey
- Data Focused Management

City of Tacoma
Pacific Avenue
Parking Survey

Hourly On-Street Occupancies
12:00 - 1:00 PM



RIK WILLIAMS CONSULTING
Parking & Transportation



Enforcement



- Citywide enforcement focused on compliance
 - Turnover of spaces 85/15
 - Life Safety
 - ADA
- A warning system
 - Providing a 1st time grace
 - Policy to give users a “benefit of the doubt”

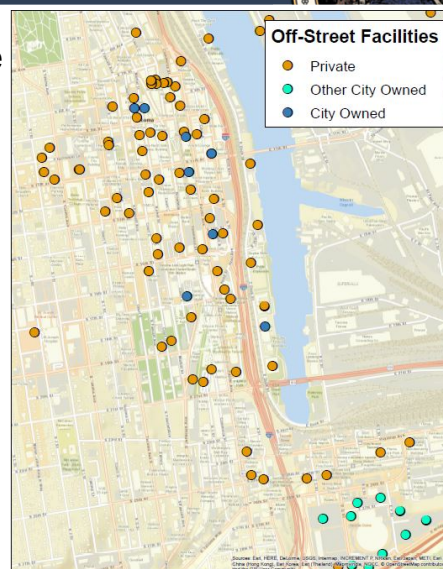
Year 2019 Parking Citation Tracking					
Weekly Average			Extrapolation		
Actions	Citations	Warnings	Actions	Citations	Warnings
1,438	1,014	424	74,801	52,747	22,054
	70.5%	29.5%		70.6%	29.4%

9

Off-Street Municipal Facilities



- Six parking garages & two surface lots totaling roughly 2,200 spaces
- Rates and Leases
- Facility Enhancements
- Maintenance Needs



10

Upcoming Plans



- Coordinated preparation of an initial assessment for potential uses of Local Revitalization Financing (LRF)
- Occupancy Study of Downtown in October/Nov 2019
- Coordinated review of the Parking System and Current Development Practices in 2020/21

11



Tacoma Parking System Overview

City of Tacoma | Public Works Department

Economic Development Committee
September 10, 2019