



WEEKLY REPORT TO THE CITY COUNCIL

May 15, 2025

Members of the City Council
City of Tacoma, Washington

Dear Mayor and Council Members:

ITEMS OF INTEREST

1. City Manager's Office Constituent Relations Analyst Karyssa Mathison provides the attached **Constituent Intake Report**.
2. **Arts & Cultural Vitality Division 2024 Annual Report**: This year's report highlights the incredible work of our local artists, organizations, and programs—spanning community arts projects, funding for individual artists, public art, Tacoma Creates, Spaceworks, and Tacoma Arts Month. We invite you to explore the report for inspiring statistics, stories, quotes, and a map with impact by Council District: [Full Report](#).
4. Public Works Director Ramiro Chavez provides the attached **Vision Zero monthly crash report**.
3. **City-funded Temporary and Emergency Shelter Performance**: The City posts weekly updates and information about its Temporary and Emergency Shelter locations including current census, number of available beds, and exits to housing. **Updates are reported weekly, and this information can be found at:** <https://cms.tacoma.gov/ncs/weeklydataupdate.pdf>.
4. **Encampment Outreach**: For the week of **May 5 - 9, 2025**, the City's Homeless Engagement and Alternatives Liaison (HEAL) team visited **20 locations**. This resulted in **37 (19 new, and 18 repeat)** individuals contacted and referred to community services; **2 individuals** were placed in shelter. This information can be found at: [HEAL Team Engagement Dashboard | Tacoma Open Data](#).
5. **Alzheimer Memorial Church, Give Me A Chance, Shelter Standdown**: **The family shelter (1121 South Alzheimer Street), operated by Alzheimer Memorial Church (Alzheimer), is currently preparing to standdown.** Alzheimer staff will continue to work with the current families on their stability and housing plans during this transition and into permanent housing or other temporary solutions by **June 30, 2025**. Since opening in February 2020, the shelter has served 239 individuals, with 173 of the clients have confirmed being connected to permanent housing.

On May 12, 2025, there were 13 residents at the site and every household is currently working with case management. Neighborhood and Community Services is meeting with Alzheimer weekly to assess operational needs and will continue to support the shelter during this transition. **The City is committed to ensuring that every resident has the option to transition to the new location or has an alternative shelter location should they wish by or before June 30, 2025.**

6. Interim Tacoma Police Chief Patti Jackson provides the attached **Weekly Crime Report**.
7. Please see the attached City of Tacoma **Weekly Meeting Schedule**.

STUDY SESSION / WORK SESSION

8. **The City Council / Tacoma Public Utility Board Study Session of Tuesday, May 20, 2025, will be conducted as a hybrid meeting.** This meeting can be attended in-person at the Tacoma Municipal Building, Council Chambers, located at 747 Market Street on the 1st floor or be heard by dialing (253) 215 – 8782 or through Zoom at: www.zoom.us/j/89496171192 and entering the meeting ID 894 9617 1192; passcode 89659 when prompted. This meeting will be broadcast on TV Tacoma.

The Joint City Council / Tacoma Public Utility Board Council discussion items will include: (1) **Lake Cushman Lease**; (2) **2030 Climate Action Plan and 2024 Progress and Implementation Update**; (3) **Other Items Interest**; (4) **Committee Reports**; (5) **Agenda Review and City Manager's Weekly Report**.

On our first agenda item, staff members from Tacoma Public Utilities will discuss the **Lake Cushman Lease**.

On our second agenda item, staff will provide an update on the and overview of the **2030 Climate Action Plan 2024 progress and implementation**.

9. The updated **Tentative City Council Forecast and Consolidated Standing Committee Calendars** are attached for your information.

MARK YOUR CALENDARS

10. You are invited to the below event:

- **Queen Victoria's Birthday, hosted by Parks Tacoma (tickets required)**
May 17, 2025, 11:00 am - 5:00 pm
Location: Fort Nisqually Living History Museum, Point Defiance Park, 5519 Five Mile Drive, Tacoma, WA 98407 <https://www.parkstacoma.gov/event/queen-victorias-birthday/>
- **Annual Historic Preservation Awards**
May 22, 2025 @ 5:30 pm - 7:00 pm
Location: Urban Grace Church, 902 Market Street, Tacoma, WA 98402

Sincerely,

A handwritten signature in black ink, appearing to read "Hyun Kim", is written on a light gray rectangular background.

Hyun Kim
Acting City Manager

HK: ram



Tacoma City Council Constituent Intake Website Data Report: May 2025

Total Request
Submissions

429

Total Submissions

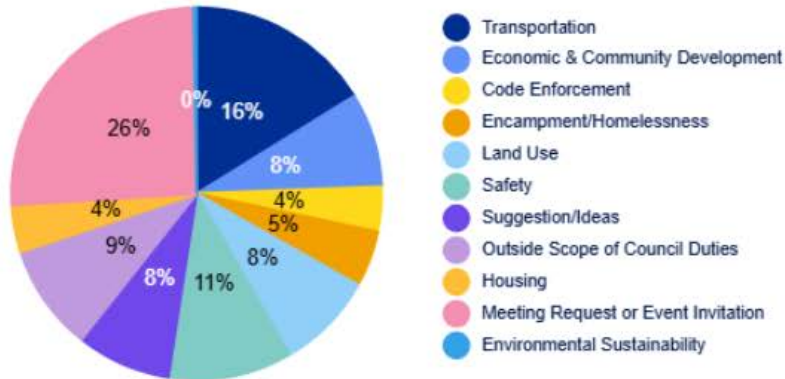
Request
Submissions

288

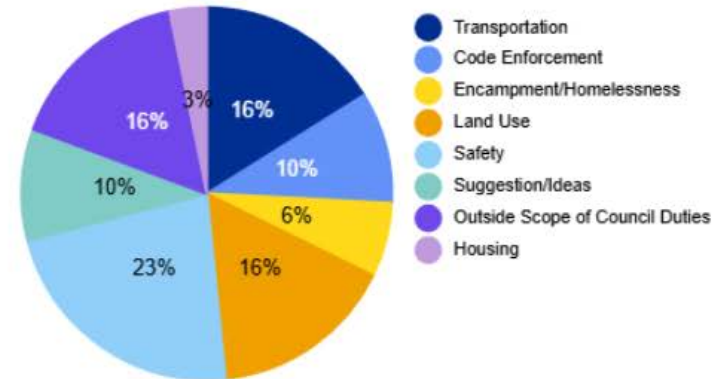
Inquiries that include
+1 Council Member

Topic Codes

Summary

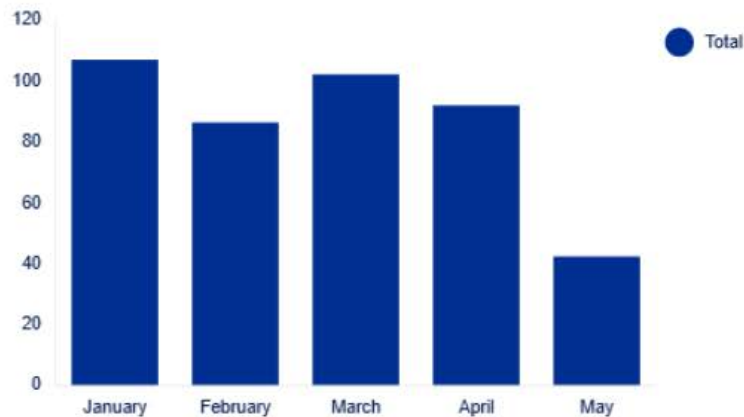


Last 14 Days

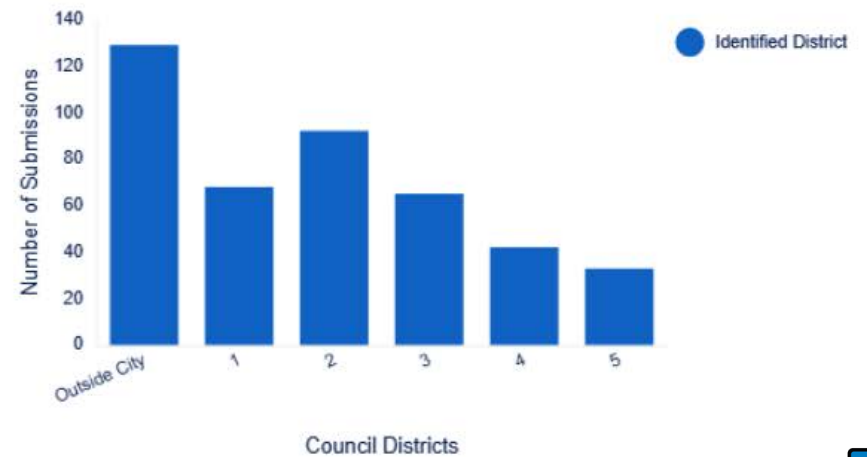


Submission Summary

Submissions by Month



Submissions by Council District



Contact: Karyssa Mathison, Constituent Relations Analyst
kmathison@cityoftacoma.org





MEMORANDUM

TO: Elizabeth A. Pauli, City Manager
FROM: Rebecca Solverson, Arts & Cultural Vitality Division Manager
COPY: City Council; City Clerk; Tanja Carter, Director, Community and Economic Development; Allyson Griffith, Deputy City Manager
DATE: May 13, 2025
SUBJECT: Arts & Cultural Vitality Division Annual Report for 2024

SUMMARY:

The purpose of this memo is to share the release of the 2024 Arts & Cultural Vitality (ACV) Annual Report. Questions can be directed to Rebecca Solverson at rsolverson@tacoma.gov.

OVERVIEW:

The City of Tacoma's Arts & Cultural Vitality Division is excited to share our 2024 Annual Report. This year's report highlights the incredible work of our local artists, organizations, and programs—spanning community arts projects, funding for individual artists, public art, Tacoma Creates, Spaceworks, and Tacoma Arts Month.

Each page reflects the collaborative energy that fuels Tacoma's vibrant cultural ecosystem. We are grateful to the artists, educators, community members, and partners who make this work possible.

REPORT:

We invite you to explore the report for more inspiring statistics, stories, quotes, and a map with impact by Council District.

- [Summary Report](#)
- [Full Report](#)
- [Informe Annual](#) (Summary Report in Spanish)

HIGHLIGHTS:

- Community Arts Projects Funding: 27 funded groups; 168 programs and events; 62,110 in-person participants; 5,270 online views; 99.4% of participants attended for free
- Tacoma Artists Initiative Program: 24 artists funded for the 2023-24 biennium; 75 programs and events; 3,001 in-person participants; 943 online views; 100% of all programs were free
- Public Art: 1 Art & Placemaking Plan; 2 Artist in Residence Programs; 1 Public Art Training Program; 11 public art projects for City of Tacoma and partner agencies; 11 new murals
- Tacoma Arts Month: 300 people attended Kaleidoscope opening party; 150+ community-produced events; 100+ artists participated and 3,200+ people attended the Tacoma Studio Tour; 100+ artists participated and 3,000+ people attended Arts at the Armory
- Tacoma Poet Laureate: Over a dozen events, readings, workshops, and presentations; Thousands of people served in person and virtually

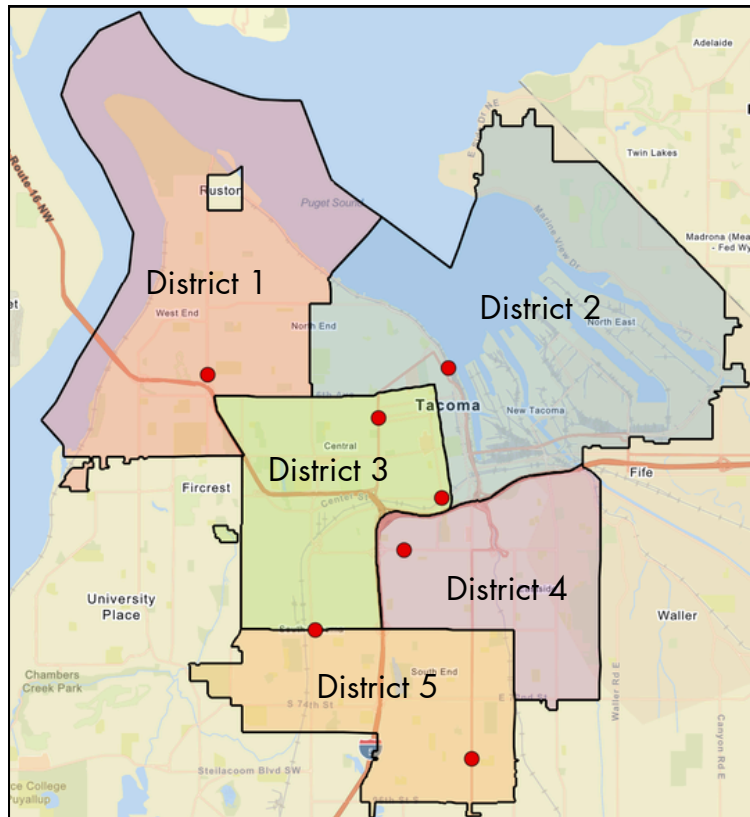


Vision Zero Monthly Crash Report

APRIL 2025

THE DATA IS BASED UPON A TIME-SPECIFIC QUERY FROM THE WASHINGTON STATE PATROL - COLLISIONS ANALYSIS TOOL. THE DATA IS DYNAMIC AND IS SUBJECT TO CHANGE AND/OR REVISION.

April 2025 Fatal and Serious Injury Crashes by Council District



 Fatal or Serious Injury Crash

April Crash Summary

There were 267 total collisions in April:

- 9 collisions involved a pedestrian
- 1 collision involved a bicyclist
- 7 collisions resulted in a serious injury and none resulted in a fatality

To see the Vision Zero data dashboard or to learn more about Vision Zero, visit: cityoftacoma.org/visionzero

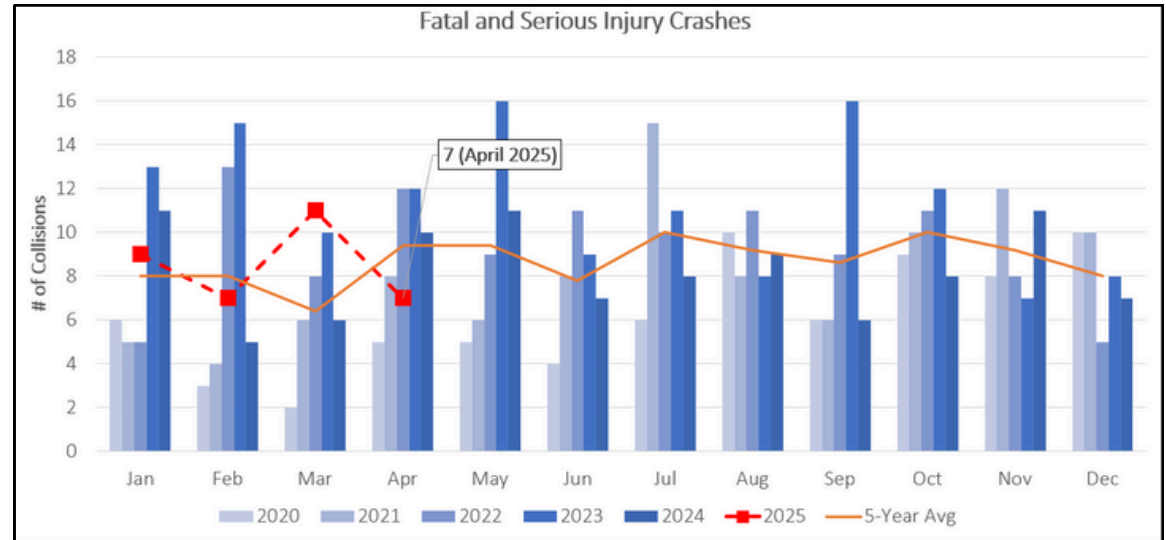
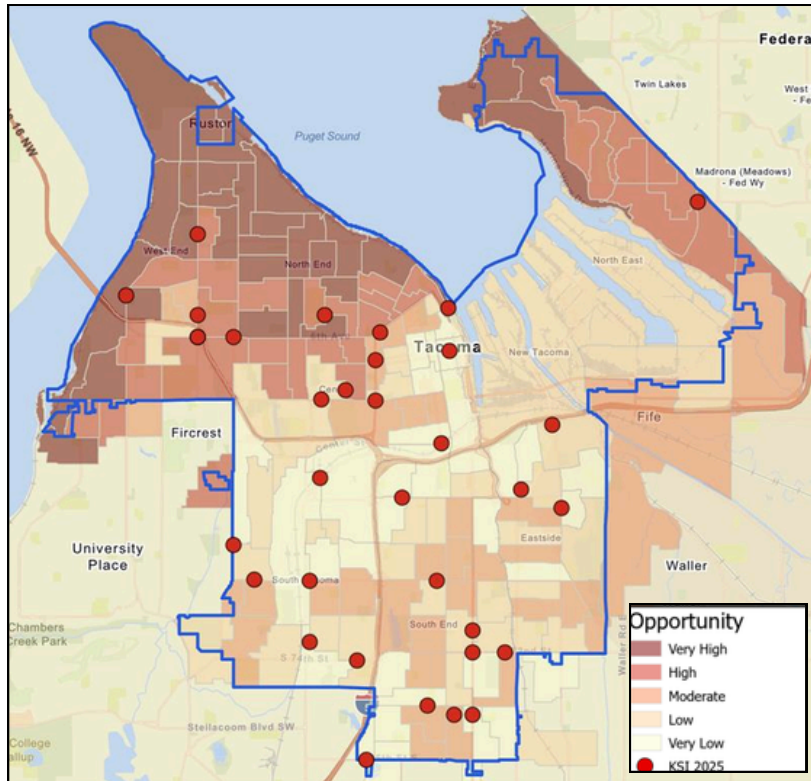
Primary Street	Secondary Street	Victim Age Range	Injury Level	Mode
Pacific Ave	S 86th St	46 - 50	Serious Injury	Pedestrian
Center Street	Yakima Ave	36 - 40	Serious Injury	Motorist
N Pearl St	N 11th St	25 - 30	Serious Injury	Motorist
Schuster Parkway	Dock St	21 - 24	Serious Injury	Motorist
S Sprague Ave	S 11th St	61 - 65	Serious Injury	Motorist
S 56th St	S Puget Sound Ave	36 - 40	Serious Injury	Motorist
S 38th St	S Ainsworth Ave	31 - 35	Serious Injury	Motorist



Vision Zero Cumulative and Trends

*City of Tacoma's Goal
Zero fatal and serious injury
traffic crashes by 2035*

2025 Year to Date Fatal and Serious Injury Crashes (Opportunity Index Overlay)



All Crashes (Annual Totals)				
Mode Type	5-Year Avg		Last 12 Months	
	Total	%	Total	%
Bicyclist	35	1%	34	1%
Motorist	3832	96%	3534	95%
Pedestrian	121	3%	144	4%

Fatal and Serious Injury Crashes (Annual Totals)				
Mode Type	5-Year Avg		Last 12 Months	
	Total	%	Total	%
Bicyclist	5	5%	3	3%
Motorist	77	74%	67	68%
Pedestrian	22	21%	29	29%

Above 5-Year Average
Below 5-Year Average

Federal law 23 United States Code Section 407 governs use of the data in this report. Under this law, data maintained for purposes of evaluating potential highway safety enhancements "...shall not be subject to discovery or admitted into evidence in a federal or state court proceeding or considered for other purposes in any action for damages arising from any occurrence at a location mentioned or addressed in such reports, surveys, schedules, lists, or data." If you should attempt to use the information in this report in an action for damages against City, the State of Washington, or any other jurisdiction involved in the locations mentioned in the data, these entities expressly reserve the right, under Section 407, to object to the use of the data, including any opinions drawn from the data.



MEETINGS FOR THE WEEK OF MAY 19, 2025 THROUGH MAY 23, 2025

TIME	MEETING	LOCATION
MONDAY, MAY 19, 2025		
5:30 PM	Tacoma Creates Advisory Board – Special Meeting	747 Market St., Municipal Bldg., Conf. Rm. 248 Join Zoom Meeting at https://zoom.us/j/97000956979 Telephonic: Dial 253-215-8782 Meeting ID: 970 0095 6979 Passcode: 675391 Contact Lisa Jaret at 253-591-5161
TUESDAY, MAY 20, 2025		
9:00 AM	Hearing Examiner's Hearing*	747 Market St., Municipal Bldg., Council Chambers Visit https://tacoma.gov/hearingexaminer
10:00 AM	Government Performance and Finance Committee	747 Market St., Municipal Bldg., Conf. Rm. 248 Join Zoom Meeting at https://zoom.us/j/84416690206 Telephonic: Dial 253-215-8782 Meeting ID: 844 1669 0206 Passcode: 614650
11:15 AM	Bid Opening**	3628 S. 35th St., Public Utilities Bldg., ABN-M1 Join Zoom Meeting at: https://zoom.us/j/88402380573 Telephonic: Dial 253-215-8782 Meeting ID: 884 0268 0573 Passcode: 070737 Visit www.tacomapurchasing.org
NOON	Joint City Council and Public Utility Board Study Session	747 Market St., Municipal Bldg., Council Chambers Join Zoom Meeting at: https://zoom.us/j/89496171192 Telephonic: Dial 253-215-8782 Meeting ID: 894 9617 1192 Passcode: 896569
5:00 PM	City Council Meeting	747 Market St., Municipal Bldg., Council Chambers Join Zoom Meeting at: https://zoom.us/j/84834233126 Telephonic: Dial 253-215-8782 Meeting ID: 848 3423 3126 Passcode: 349099
WEDNESDAY, MAY 21, 2025		
7:30 AM	Equity in Contracting Advisory Committee	747 Market St., Municipal Bldg., Conf. Rm. 243 Join Zoom Meeting at: https://zoom.us/j/93921755135 Telephonic: Dial 253-215-8782 Meeting ID: 939 2175 5135 Passcode: 959442
9:00 AM	Unfit Building Hearings****	747 Market St., Municipal Bldg., Council Chambers Contact Code Compliance at 253-591-5049
2:00 PM	Tacoma Permit Advisory Group	747 Market St., Municipal Bldg., Conf. Rm. 243 Join Zoom Meeting at: https://zoom.us/j/83142338104 Telephonic: Dial 253-215-8782 Meeting ID: 831 4233 8104 Passcode: 193952
4:00 PM	City Events and Recognitions Committee	747 Market St., Municipal Bldg., Conf. Rm. 248 Join Zoom Meeting at: https://zoom.us/j/87320156844 Telephonic: Dial 253-215-8782 Meeting ID: 873 2015 6844
5:00 PM	Planning Commission	747 Market St., Municipal Bldg., Council Chambers Join Zoom Meeting at: https://zoom.us/j/84416624153 Telephonic: Dial 253-215-8782 Meeting ID: 844 1662 4153 Contact Stephen Atkinson at 253-905-4146

5:30 PM Tacoma Public Library Board of Trustees

Main Branch, 1102 Tacoma Avenue South
Visit <https://tacomalibrary.org/board-of-trustees/>

5:30 PM Transportation Commission

747 Market St., Municipal Bldg., Conf. Rm. 243
Join Zoom Meeting at: <https://zoom.us/j/87316891624>
Telephonic: Dial 253-215-8782
Meeting ID: 873 1689 1624 Passcode: 747000

THURSDAY, MAY 22, 2025

7:30 AM Tacoma Community Redevelopment Authority Board

747 Market St., Municipal Bldg., Conf. Rm. 248
Join Zoom Meeting at: <https://zoom.us/j/84447211773>
Telephonic: Dial 253-215-8782
Meeting ID: 844 4721 1773 Passcode: 970091

9:00 AM Hearing Examiner's Hearing*

747 Market St., Municipal Bldg., Council Chambers
Visit <https://tacoma.gov/hearingexaminer>

1:00 PM Deferred Compensation Administrative Committee

747 Market St., Municipal Bldg., Conf. Rm. 243
Contact Cindy Farmer at 253-573-2345

4:30 PM Community Vitality and Safety Committee –
CANCELLED

5:00 PM Land Use Public Meeting***

747 Market St., Municipal Bldg., Council Chambers
Contact Shirley Schultz at Sschultz@tacoma.gov

FRIDAY, MAY 23, 2025

9:00 AM City Council – **Special Meeting**

747 Market St., Municipal Bldg., Conf. Rm. 138
Join Zoom Meeting at: <https://zoom.us/j/87289672378>
Telephonic: Dial 253-215-8782
Meeting ID: 872 8967 2378 Passcode: 426890



Meeting sites are accessible to people with disabilities. People with disabilities requiring special accommodations should contact the appropriate department(s) 48 hours prior to the meeting time.

* Hearing Examiner's Hearings and Local Improvement District Meetings meet on an as-needed basis. Contact the Hearing Examiner's Office at 253-591-5195 to confirm whether a meeting will be held this week. Hearings may be held at various times throughout the day.

** Bid Opening will be held on an as-needed basis. Contact the Finance Procurement and Payables Office at 253-502-8468 or www.tacomapurchasing.org to confirm whether Bid Opening will be held.

*** Land Use Public Meetings meet on an as-needed basis. Contact Division Manager Shirley Schultz at 253-345-0879 to confirm whether a meeting will be held this week

**** Unfit Building Hearings occur on an as-needed basis. Call to confirm whether a hearing will be held. Hearings may be held at various times throughout the day.



Citywide Weekly Briefing for 05 May 2025 to 11 May 2025

The data is not National Incident Based Reporting System (NIBRS) compliant. Do not compare the results with any report using that standard. The data is dynamic and is subject to change and/or revision. The number of distinct offenses listed on a report are counted. This does not represent reports or individuals. All data is compared to last year for the same number of days or date range. Small numbers may cause large percent increases and decreases. Beginning 1 October 2022, there was a change in how TPD reports certain Aggravated Assaults and Destruction offenses.

Offense Breakdown	7 Days		28 Days		Year to Date		7 Days	28 Days	YTD
	05-May-2024	05-May-2025	14-Apr-2024	14-Apr-2025	01-Jan-2024	01-Jan-2025			
	11-May-2024	11-May-2025	11-May-2024	11-May-2025	11-May-2024	11-May-2025			
Persons	89	68	335	330	1478	1439	23.6%▼	1.5%▼	2.6%▼
Assault	81	63	296	298	1338	1301	22.2%▼	0.7%▲	2.8%▼
Homicide (doesn't include Negligent/Justifiable)	0	0	1	3	7	10	0.0%	200.0%▲	42.9%▲
Kidnapping/Abduction	3	2	10	6	34	25	33.3%▼	40.0%▼	26.5%▼
Sex Offenses, Forcible	5	3	28	23	98	103	40.0%▼	17.9%▼	5.1%▲
Property	352	189	1419	959	7491	4957	46.3%▼	32.4%▼	33.8%▼
Arson	0	5	6	7	35	31	NC	16.7%▲	11.4%▼
Burglary/Breaking and Entering	19	17	95	88	524	432	10.5%▼	7.4%▼	17.6%▼
Counterfeiting/Forgery	1	0	5	1	33	18	100.0%▼	80.0%▼	45.5%▼
Destruction/Damage/Vandalism of Property	116	60	376	270	2062	1336	48.3%▼	28.2%▼	35.2%▼
Fraud	8	4	38	31	206	181	50.0%▼	18.4%▼	12.1%▼
Larceny/Theft	120	67	565	398	2991	2155	44.2%▼	29.6%▼	28.0%▼
Motor Vehicle Theft	74	28	278	126	1345	617	62.2%▼	54.7%▼	54.1%▼
Robbery	10	6	36	22	159	92	40.0%▼	38.9%▼	42.1%▼
Stolen Property	4	1	18	11	117	67	75.0%▼	38.9%▼	42.7%▼
Society	12	26	45	99	218	349	116.7%▲	120.0%▲	60.1%▲
Drug/Narcotic	8	16	25	64	124	237	100.0%▲	156.0%▲	91.1%▲
Pornography/Obscene Material	0	0	4	0	8	7	0.0%	100.0%▼	12.5%▼
Prostitution	1	0	2	3	2	7	100.0%▼	50.0%▲	250.0%▲
Weapon Law Violations	3	10	14	32	84	98	233.3%▲	128.6%▲	16.7%▲
Citywide Totals	453	283	1799	1388	9187	6745	37.5%▼	22.8%▼	26.6%▼

NC = Noncalculable

Last 7 Days

Notes:

- There were no Homicide offense(s) during the last 7 days.
- 58.7% (37/63) of the Assaults were coded Simple Assault.
- There were 44 DV-related offenses.
- 72.7% (32/44) of the DV-related offenses were Persons.
- 46.0% (29/63) of the Assaults were DV-related.
- DV-related Offenses: 60 ≥ 44
- There were no Gang-Related offense(s) during the last 7 days.
- Theft from Motor Vehicle: 53 ≥ 26

Top 5 Locations - Compared to last year

- 4502 S Steele St: 9 ≥ 7
- 4505 S 19th St: 0 ≥ 5
- 1320 Broadway: 0 ≥ 4
- 1321 S J St: 0 ≥ 3
- 7250 Pacific Ave: 0 ≥ 3
- 2501 Pacific Ave: 0 ≥ 3
- 4101 49th Ave Ne: 1 ≥ 3
- 1202 N Orchard St: 0 ≥ 3

Top 5 Offense Locations - Compared to last year

- Parking Lot: 79 ≥ 51
- Street/Right Of Way: 84 ≥ 49
- Single Family Residence: 86 ≥ 45
- Apartment: 40 ≥ 30
- Private Vehicle: 7 ≥ 12



Sector 1 Weekly Briefing for 05 May 2025 to 11 May 2025

The data is not National Incident Based Reporting System (NIBRS) compliant. Do not compare the results with any report using that standard. The data is dynamic and is subject to change and/or revision. The number of distinct offenses listed on a report are counted. This does not represent reports or individuals. All data is compared to last year for the same number of days or date range. Small numbers may cause large percent increases and decreases. Beginning 1 October 2022, there was a change in how TPD reports certain Aggravated Assaults and Destruction offenses.

Offense Breakdown	7 Days		28 Days		Year to Date		7 Days	28 Days	YTD
	05-May-2024	05-May-2025	14-Apr-2024	14-Apr-2025	01-Jan-2024	01-Jan-2025			
	11-May-2024	11-May-2025	11-May-2024	11-May-2025	11-May-2024	11-May-2025			
Persons	22	12	78	69	363	355	45.5%▼	11.5%▼	2.2%▼
Assault	20	12	64	60	317	315	40.0%▼	6.3%▼	0.6%▼
Homicide (doesn't include Negligent/Justifiable)	0	0	0	0	3	4	0.0%	0.0%	33.3%▲
Kidnapping/Abduction	0	0	5	1	14	8	0.0%	80.0%▼	42.9%▼
Sex Offenses, Forcible	2	0	9	8	29	28	100.0%▼	11.1%▼	3.4%▼
Property	97	77	384	343	2046	1528	20.6%▼	10.7%▼	25.3%▼
Arson	0	4	3	6	18	12	NC	100.0%▲	33.3%▼
Burglary/Breaking and Entering	5	8	27	28	161	119	60.0%▲	3.7%▲	26.1%▼
Counterfeiting/Forgery	0	0	0	0	1	0	0.0%	0.0%	100.0%▼
Destruction/Damage/Vandalism of Property	39	31	130	118	693	520	20.5%▼	9.2%▼	25.0%▼
Fraud	1	0	6	14	31	43	100.0%▼	133.3%▲	38.7%▲
Larceny/Theft	33	19	157	119	767	573	42.4%▼	24.2%▼	25.3%▼
Motor Vehicle Theft	16	14	53	45	325	206	12.5%▼	15.1%▼	36.6%▼
Robbery	3	0	6	8	30	26	100.0%▼	33.3%▲	13.3%▼
Stolen Property	0	0	1	3	14	21	0.0%	200.0%▲	50.0%▲
Society	4	7	10	28	53	73	75.0%▲	180.0%▲	37.7%▲
Drug/Narcotic	2	3	6	12	33	40	50.0%▲	100.0%▲	21.2%▲
Pornography/Obscene Material	0	0	2	0	2	2	0.0%	100.0%▼	0.0%
Prostitution	1	0	1	3	1	3	100.0%▼	200.0%▲	200.0%▲
Weapon Law Violations	1	4	1	13	17	28	300.0%▲	1200.0%▲	64.7%▲
Sector Totals	123	96	472	440	2462	1956	22.0%▼	6.8%▼	20.6%▼

NC = Noncalculable

Last 7 Days

Notes:

- There were no Homicide offense(s) during the last 7 days.
- 33.3% (4/12) of the Assaults were coded Simple Assault.
- There were 9 DV-related offenses.
- 55.6% (5/9) of the DV-related offenses were Persons.
- 41.7% (5/12) of the Assaults were DV-related.
- DV-related Offenses: 16 ↘ 9
- There were no Gang-Related offense(s) during the last 7 days.
- Theft from Motor Vehicle: 20 ↘ 14

Top 5 Locations - Compared to last year

- 1320 Broadway: 0 ↗ 4
- 2501 Pacific Ave: 0 ↗ 3
- 1321 S J St: 0 ↗ 3
- 4101 49th Ave Ne: 1 ↗ 3
- 1942 Martin Luther King Jr Way: 0 ↗ 2
- 949 Market St: 0 ↗ 2
- 1322 S Cushman Ave: 0 ↗ 2
- There were 18 additional locations with 2.

Top 5 Offense Locations - Compared to last year

- Street/Right Of Way: 29 ↘ 26
- Parking Lot: 24 ↘ 20
- Apartment: 11 ↘ 9
- Single Family Residence: 18 ↘ 6
- Garage (Non-Residential): 1 ↗ 6



Sector 2 Weekly Briefing for 05 May 2025 to 11 May 2025

The data is not National Incident Based Reporting System (NIBRS) compliant. Do not compare the results with any report using that standard. The data is dynamic and is subject to change and/or revision. The number of distinct offenses listed on a report are counted. This does not represent reports or individuals. All data is compared to last year for the same number of days or date range. Small numbers may cause large percent increases and decreases. Beginning 1 October 2022, there was a change in how TPD reports certain Aggravated Assaults and Destruction offenses.

Offense Breakdown	7 Days		28 Days		Year to Date		7 Days	28 Days	YTD
	05-May-2024	05-May-2025	14-Apr-2024	14-Apr-2025	01-Jan-2024	01-Jan-2025			
	11-May-2024	11-May-2025	11-May-2024	11-May-2025	11-May-2024	11-May-2025			
Persons	24	26	86	88	368	362	8.3%▲	2.3%▲	1.6%▼
Assault	22	24	74	81	333	320	9.1%▲	9.5%▲	3.9%▼
Homicide (doesn't include Negligent/Justifiable)	0	0	1	1	1	2	0.0%	0.0%	100.0%▲
Kidnapping/Abduction	2	2	2	2	8	7	0.0%	0.0%	12.5%▼
Sex Offenses, Forcible	0	0	9	4	25	33	0.0%	55.6%▼	32.0%▲
Property	85	39	342	206	2035	1159	54.1%▼	39.8%▼	43.0%▼
Arson	0	0	0	0	3	4	0.0%	0.0%	33.3%▲
Burglary/Breaking and Entering	1	4	15	22	113	106	300.0%▲	46.7%▲	6.2%▼
Counterfeiting/Forgery	1	0	1	0	14	4	100.0%▼	100.0%▼	71.4%▼
Destruction/Damage/Vandalism of Property	22	15	84	55	548	309	31.8%▼	34.5%▼	43.6%▼
Fraud	2	1	12	2	72	41	50.0%▼	83.3%▼	43.1%▼
Larceny/Theft	34	10	138	87	880	506	70.6%▼	37.0%▼	42.5%▼
Motor Vehicle Theft	23	5	84	35	354	156	78.3%▼	58.3%▼	55.9%▼
Robbery	1	3	4	3	30	20	200.0%▲	25.0%▼	33.3%▼
Stolen Property	1	1	4	1	18	6	0.0%	75.0%▼	66.7%▼
Society	0	1	7	7	28	28	NC	0.0%	0.0%
Drug/Narcotic	0	0	3	3	16	11	0.0%	0.0%	31.3%▼
Pornography/Obscene Material	0	0	0	0	1	2	0.0%	0.0%	100.0%▲
Prostitution	0	0	0	0	0	0	0.0%	0.0%	0.0%
Weapon Law Violations	0	1	4	4	11	15	NC	0.0%	36.4%▲
Sector Totals	109	66	435	301	2431	1549	39.4%▼	30.8%▼	36.3%▼

NC = Noncalculable

Last 7 Days

Notes:

- There were no Homicide offense(s) during the last 7 days.
- 62.5% (15/24) of the Assaults were coded Simple Assault.
- There were 19 DV-related offenses.
- 68.4% (13/19) of the DV-related offenses were Persons.
- 45.8% (11/24) of the Assaults were DV-related.
- DV-related Offenses: 17 ⤴ 19
- There were no Gang-Related offense(s) during the last 7 days.
- Theft from Motor Vehicle: 12 ⤵ 6

Top 5 Locations - Compared to last year

- 4505 S 19th St: 0 ⤴ 5
- 1202 N Orchard St: 0 ⤴ 3
- 5117 N 42nd St: 0 ⤴ 2
- 6th Ave & N Hawthorne St: 0 ⤴ 2
- 308 Tacoma Ave S: 0 ⤴ 2
- 6101 N Owen Beach Rd: 0 ⤴ 2
- 1102 N Sheridan Ave: 0 ⤴ 2
- There were 4 additional locations with 2.

Top 5 Offense Locations - Compared to last year

- Single Family Residence: 25 ⤵ 15
- Parking Lot: 11 ⤵ 9
- Private Vehicle: 1 ⤴ 7
- Apartment: 11 ⤵ 6
- Street/Right Of Way: 22 ⤵ 6



Sector 3 Weekly Briefing for 05 May 2025 to 11 May 2025

The data is not National Incident Based Reporting System (NIBRS) compliant. Do not compare the results with any report using that standard. The data is dynamic and is subject to change and/or revision. The number of distinct offenses listed on a report are counted. This does not represent reports or individuals. All data is compared to last year for the same number of days or date range. Small numbers may cause large percent increases and decreases. Beginning 1 October 2022, there was a change in how TPD reports certain Aggravated Assaults and Destruction offenses.

Offense Breakdown	7 Days		28 Days		Year to Date		7 Days	28 Days	YTD
	05-May-2024	05-May-2025	14-Apr-2024	14-Apr-2025	01-Jan-2024	01-Jan-2025			
	11-May-2024	11-May-2025	11-May-2024	11-May-2025	11-May-2024	11-May-2025			
Persons	21	17	81	82	358	323	19.0%▼	1.2%▲	9.8%▼
Assault	18	14	74	70	334	295	22.2%▼	5.4%▼	11.7%▼
Homicide (doesn't include Negligent/Justifiable)	0	0	0	0	1	0	0.0%	0.0%	100.0%▼
Kidnapping/Abduction	1	0	1	2	6	5	100.0%▼	100.0%▲	16.7%▼
Sex Offenses, Forcible	2	3	6	10	17	23	50.0%▲	66.7%▲	35.3%▲
Property	95	38	383	197	1834	1194	60.0%▼	48.6%▼	34.9%▼
Arson	0	1	2	1	7	7	NC	50.0%▼	0.0%
Burglary/Breaking and Entering	8	3	25	13	127	96	62.5%▼	48.0%▼	24.4%▼
Counterfeiting/Forgery	0	0	2	1	11	7	0.0%	50.0%▼	36.4%▼
Destruction/Damage/Vandalism of Property	30	6	103	43	443	266	80.0%▼	58.3%▼	40.0%▼
Fraud	2	0	10	7	56	48	100.0%▼	30.0%▼	14.3%▼
Larceny/Theft	34	22	154	109	756	622	35.3%▼	29.2%▼	17.7%▼
Motor Vehicle Theft	19	6	70	18	349	116	68.4%▼	74.3%▼	66.8%▼
Robbery	2	0	12	3	42	15	100.0%▼	75.0%▼	64.3%▼
Stolen Property	0	0	4	0	38	11	0.0%	100.0%▼	71.1%▼
Society	3	5	7	15	57	82	66.7%▲	114.3%▲	43.9%▲
Drug/Narcotic	2	4	4	12	30	62	100.0%▲	200.0%▲	106.7%▲
Pornography/Obscene Material	0	0	0	0	2	3	0.0%	0.0%	50.0%▲
Prostitution	0	0	0	0	0	1	0.0%	0.0%	NC
Weapon Law Violations	1	1	3	3	25	16	0.0%	0.0%	36.0%▼
Sector Totals	119	60	471	294	2249	1599	49.6%▼	37.6%▼	28.9%▼

NC = Noncalculable

Last 7 Days

Notes:

- There were no Homicide offense(s) during the last 7 days.
- 64.3% (9/14) of the Assaults were coded Simple Assault.
- There were 10 DV-related offenses.
- 90.0% (9/10) of the DV-related offenses were Persons.
- 57.1% (8/14) of the Assaults were DV-related.
- DV-related Offenses: 17 ≥ 10
- There were no Gang-Related offense(s) during the last 7 days.
- Theft from Motor Vehicle: 13 ≥ 4

Top 5 Locations - Compared to last year

- 4502 S Steele St: 9 ≥ 7
- 1402 S 38th St: 0 ≥ 2
- 4905 S Cushman Ave: 0 ≥ 2
- 1721 S 82nd St: 0 ≥ 2
- 6500 S Sheridan Ave: 0 ≥ 2
- 2701 S Orchard St: 0 ≥ 2
- 3901 S 56th St: 0 ≥ 2
- There were 4 additional locations with 2.

Top 5 Offense Locations - Compared to last year

- Parking Lot: 27 ≥ 11
- Single Family Residence: 23 ≥ 11
- Street/Right Of Way: 11 ≥ 7
- Department Store: 3 ≥ 5
- Apartment: 11 ≥ 5



Sector 4 Weekly Briefing for 05 May 2025 to 11 May 2025

The data is not National Incident Based Reporting System (NIBRS) compliant. Do not compare the results with any report using that standard. The data is dynamic and is subject to change and/or revision. The number of distinct offenses listed on a report are counted. This does not represent reports or individuals. All data is compared to last year for the same number of days or date range. Small numbers may cause large percent increases and decreases. Beginning 1 October 2022, there was a change in how TPD reports certain Aggravated Assaults and Destruction offenses.

Offense Breakdown	7 Days		28 Days		Year to Date		7 Days	28 Days	YTD
	05-May-2024	05-May-2025	14-Apr-2024	14-Apr-2025	01-Jan-2024	01-Jan-2025			
	11-May-2024	11-May-2025	11-May-2024	11-May-2025	11-May-2024	11-May-2025			
Persons	22	13	90	91	389	399	40.9%▼	1.1%▲	2.6%▲
Assault	21	13	84	87	354	371	38.1%▼	3.6%▲	4.8%▲
Homicide (doesn't include Negligent/Justifiable)	0	0	0	2	2	4	0.0%	NC	100.0%▲
Kidnapping/Abduction	0	0	2	1	6	5	0.0%	50.0%▼	16.7%▼
Sex Offenses, Forcible	1	0	4	1	27	19	100.0%▼	75.0%▼	29.6%▼
Property	75	35	310	213	1576	1076	53.3%▼	31.3%▼	31.7%▼
Arson	0	0	1	0	7	8	0.0%	100.0%▼	14.3%▲
Burglary/Breaking and Entering	5	2	28	25	123	111	60.0%▼	10.7%▼	9.8%▼
Counterfeiting/Forgery	0	0	2	0	7	7	0.0%	100.0%▼	0.0%
Destruction/Damage/Vandalism of Property	25	8	59	54	378	241	68.0%▼	8.5%▼	36.2%▼
Fraud	3	3	10	8	47	49	0.0%	20.0%▼	4.3%▲
Larceny/Theft	19	16	116	83	588	454	15.8%▼	28.4%▼	22.8%▼
Motor Vehicle Theft	16	3	71	28	317	139	81.3%▼	60.6%▼	56.2%▼
Robbery	4	3	14	8	57	31	25.0%▼	42.9%▼	45.6%▼
Stolen Property	3	0	9	7	47	29	100.0%▼	22.2%▼	38.3%▼
Society	5	13	21	49	80	166	160.0%▲	133.3%▲	107.5%▲
Drug/Narcotic	4	9	12	37	45	124	125.0%▲	208.3%▲	175.6%▲
Pornography/Obscene Material	0	0	2	0	3	0	0.0%	100.0%▼	100.0%▼
Prostitution	0	0	1	0	1	3	0.0%	100.0%▼	200.0%▲
Weapon Law Violations	1	4	6	12	31	39	300.0%▲	100.0%▲	25.8%▲
Sector Totals	102	61	421	353	2045	1641	40.2%▼	16.2%▼	19.8%▼

NC = Noncalculable

Last 7 Days

Notes:

- There were no Homicide offense(s) during the last 7 days.
- 69.2% (9/13) of the Assaults were coded Simple Assault.
- There were 6 DV-related offenses.
- 83.3% (5/6) of the DV-related offenses were Persons.
- 38.5% (5/13) of the Assaults were DV-related.
- DV-related Offenses: 10 ↘ 6
- There were no Gang-Related offense(s) during the last 7 days.
- Theft from Motor Vehicle: 8 ↘ 2

Top 5 Locations - Compared to last year

- 7250 Pacific Ave: 0 ↗ 3
- 7624 Pacific Ave: 0 ↗ 2
- 7217 Pacific Ave: 0 ↗ 2
- 1317 Lennox Pl: 0 ↗ 2
- 1624 E 32nd St: 0 ↗ 2
- 1302 S 38th St: 2 ↔ 2
- 4052 Mckinley Ave: 0 ↗ 2
- There were 6 additional locations with 2.

Top 5 Offense Locations - Compared to last year

- Single Family Residence: 20 ↘ 13
- Parking Lot: 17 ↘ 11
- Street/Right Of Way: 22 ↘ 10
- Apartment: 7 ↗ 10
- Convenience Store (7-11): 4 ↔ 4

Date	Meeting	Subject	Department	Background
May 20, 2025	Joint City Council / Tacoma Utility Board Study Session (Hybrid Council Chambers / Dial-in 12:00 p.m.)	Lake Cushman Lease		
		2030 Climate Action Plan 2024 Progress and Implementation Update	Center for Strategic Priorities- Sonja Hallum, Kristin Lynett, Tacoma Public Utilities Rochelle Gandour-Rood	Staff will provide an update on the Provide an overview of the 2030 Climate Action Plan 2024 progress and implementation.
	City Council Meeting (hybrid Council Chambers /dial-in 5:00 PM)			
May 27, 2025	*Cancelled			
June 3, 2025	Study Session (Hybrid Council Chambers / Dial-in 12:00 p.m.)			
	Committee of the Whole - (Immediately Following the Study Session) hybrid / Council Chambers	Opioid Settlement Fund	Neighborhood and Community Services - Caleb Carbone & Sarah Bridgeford	Staff from NCS will provide an update on the Opioid Settlement Fund and discuss the timeline to develop a strategy, provide data, other jurisdiction comparisons and funding plan.
	City Council Meeting (hybrid Council Chambers /dial-in 5:00 PM)			
June 10, 2025	Study Session (Hybrid Council Chambers / Dial-in 12:00 p.m.)	Website Modernization Project Briefing	Media and Communications - Amy Clancy , Goldin Doles Information Technology - Enzhou Wang	The city's new website, Tacoma.gov, is scheduled to launch on April 30, 2025. To help increase belief and trust, we'd like to share information about the new features and sections of the website and what the community can expect on the new site. We will also be transitioning @cityoftacoma.org email addresses on May 9, 2025, to @tacoma.gov so we'd like to provide an update on the domain change project as it goes hand-in-hand with the website modernization project
		One Tacoma Comprehensive Plan Hearing Debrief	Planning and Development Services - Stephen Atkinson, Maryam Moeinian, Alyssa Torrez, Carrie Wihelme	

Community Vitality and Safety Committee			
Committee Members (Chair) CM Rumbaugh, (Vice Chair) CM Walker, CM Sadalge, and CM Scott Alternate: CM Diaz Executive Liaison: Katie Johnston; Coordinator: D'Angelo Baker		2nd and 4th Thursdays of the month 4:30pm Zoom and TMB 248	CBC Assignments • Commission on Disabilities • Commission on Immigrant and Refugee Affairs • Community's Police Advisory Committee • Housing Authority • Human Rights Commission • Human Services Commission • Public Library Board • Tacoma Community Redevelopment Authority
Date	Topic	Presenter(s)	Description
May 22, 2025	CANCELLED		
June 12, 2025	Rental Housing Code/Landlord Fairness Code and Landlord Tenant Program Informational Briefing and Comparative Analysis	ChiQuata Elder, Community & Economic Development	Informational briefing that offers an overview of the current state of the respective programs and codes. Staff will also review other jurisdictions rental housing codes/policies and implementation impacts.
June 26, 2025	Code Compliance Informational Briefing	Mindee Weber, Code Compliance, Planning and Development Services	Informational update on current code compliance work and process improvements.
July 10, 2025	Building Resilience Against Youth Violence and Exploitation (BRAYVE) Mayor Briefing	Vicky McLaurin, Systems and Strategy Division Manager, Neighborhood and Community Services	
July 24, 2025	Tacoma Area Commission on Disabilities Interviews	Nicole Emery, City Clerk	Interviews to fill vacancies on the Tacoma Area Commission on Disabilities.

Economic Development Committee			
Economic Development Committee			
Committee Members (Chair) DM Daniels, (Vice Chair) CM Diaz, CM Bushnell, and CM Scott Alternate: CM Rumbaugh; Executive Liaison: Tanja Carter; Coordinator: Anna Le		2nd, 4th, and 5th Tuesdays of the month 10:00am Zoom and TMB 248	CBC Assignments <ul style="list-style-type: none">• City Events and Recognition Committee• Equity in Contracting Advisory Committee• Convention Center Public Facilities District• Tacoma Arts Commission • Tacoma Creates Advisory Board
Date	Topic	Presenter(s)	Description
May 27, 2025	Cancelled	--	--
June 10, 2025	City Events and Recognitions Committee Interviews	Nicole Emery, City Clerk	The Committee will conduct interviews to fill six seats on the City Events and Recognitions Committee for terms to begin July 1, 2025.
	Economic Development Strategic Plan Work Session	Debbie Bingham, Business and Economic Development Program Manager, Community and Economic Development	The eighth strategic plan work session will focus on objective 8 of the Economic Development Strategic Plan: Choose Tacoma in Which to Live, Work, and Explore.
June 24, 2025			
July 8, 2025			
July 22, 2025	Tacoma Creates Advisory Board Interviews	Nicole Emery, City Clerk	
July 29, 2025	Green Economy Update	Paul Bakker, Business and Economic Development Analyst, Community and Economic Development	

Government Performance and Finance Committee			
Committee Members (Chair) CM Hines, (Vice Chair) CM Bushnell, DM Daniels, and CM Rumbaugh Alternate: CM Walker Executive Liaison: Andy Cherullo; Coordinator: D'Angelo Baker		1st and 3rd Tuesdays of the month 10:00am Zoom and TMB 248	CBC Assignments • Audit Advisory Board • Board of Ethics • Civil Service Board • Public Utility Board
Date	Topic	Presenter(s)	Description
May 20, 2025	Public Utility Board Interviews	Nicole Emery, City Clerk	Interviews to fill vacancies on the Public Utility Board.
	Public Records Policy for The City	Martha Lantz, City Attorney's Office	Informational briefing on policy to instruct and inform the public regarding protocols for requesting public record
	Monthly Budget Update	Reid Bennion, Budget Officer, OMB	Staff from OMB will present on topics related to the current biennium budget, revenue collections and expenditures, and other issues related to budgeting.
June 3, 2025	Proposal for a New After-Hours Nightlife License and Amendments to Entertainment Licenses	Danielle Larson, Tax & License Manager, Finance Department	Staff from Tax & License will present on (1) a proposal to create a new After Hours Nightlife Club license; and (2) propose a few amendments to Entertainment licenses
	Amendments to Subtitle 6B – License Code	Danielle Larson, Tax & License Manager, Finance Department	Staff from Tax & License will present on proposed amendments to Subtitle 6B – License Code to align with updates to the State Licensing Model Ordinance, update regulatory license fees to reflect current cost of review and administration of the license and clean-up of language and code cites for clarity and consistency throughout the licensing chapters.
June 17, 2025	Rail South Intermodal Yard (SIM) Lease	Tacoma Rail Staff	Lease of TPU-Rail's South Intermodal Yard to the North West Seaport Alliance (NWSA) for continued use as a domestic intermodal freight rail facility.
	Multi-Family Tax Exemption (MFTE)	Debbie Bingham, Community & Economic Development (CED)	Staff from CED will present an update on the Multi-Family Tax Exemption Program.

Infrastructure, Planning, and Sustainability Committee			
Committee Members (Chair) CM Walker, (Vice Chair) CM Díaz, CM Hines, and CM Sadalge Alternate: CM Bushnell Executive Liaison: Ramiro Chavez; Coordinator: Anna Le		2nd and 4th Wednesdays of the month 4:30pm Zoom and TMB 248	CBC Assignments • Board of Building Appeals • Climate and Sustainability Commission • Landmarks Preservation Commission • Planning Commission • Transportation Commission • Urban Design Board
Date	Topic	Presenter(s)	Description
May 28, 2025	Cancelled	--	--
June 11, 2025	Planning Commission Interviews	Nicole Emery, City Clerk	The Committee will conduct interviews to fill three seats on the Commission for terms to begin July 1, 2025.
	Transportation Impact Fee Update	Josh Diekmann, Transportation Division Manager; Jennifer Kammerzell, Transportation Assistant Division Manager, Public Works; Kendra Breiland, Principal, Fehr & Peers	Public Works Department and Fehr & Peers staff will update the Committee on Transportation Impact Fee program development. Impact fees are one-time fees jurisdictions can use to help pay for the cost of capital improvements that are needed to accommodate new growth.
June 25, 2025			
July 9, 2025			
July 23, 2025	Board of Building Appeals Interviews	Nicole Emery, City Clerk	