



## WEEKLY REPORT TO THE CITY COUNCIL

November 24, 2021

Members of the City Council  
City of Tacoma, Washington

**Dear Mayor and Council Members:**

### **ITEMS OF INTEREST**

1. City Manager Elizabeth Pauli provides the attached approved **Purchase Contracts Awards** for the week of November 22, 2021.
2. City Council Member Robert Thoms provides the attached **Council Action Memorandum** creating a **Resolution that will add an application to the 2022 Land Use Regulatory Code** Amendment process to consider increasing districts where electric fences are allowed.
3. Please see the attached City of Tacoma **Weekly Meeting Schedule**.
4. Interim Police Chief Ake provides the attached **Weekly Crime Report**.
5. City-funded Temporary and Emergency Shelter Performance: The City posts weekly information about its Temporary and Emergency Shelter locations including current census, number of available beds and exits to housing. **This information can be found at <https://cms.cityoftacoma.org/NCS/City%20Authorized%20Emergency%20Shelter%20Sites/Weeklydataupdate.pdf>** and is updated weekly.

### **STUDY SESSION/WORK SESSION**

6. **The City Council Session of Tuesday, November 30, 2021, will be conducted virtually.** The meeting can be heard by dialing (253) 215 – 8782 or through Zoom at: [www.zoom.us/j/89496171192](https://www.zoom.us/j/89496171192) and entering the meeting ID 894 9617 1192; and passcode 896569 when prompted. This meeting will be broadcast on TV Tacoma and live streamed on Facebook.

Discussion items will include: (1) **Homelessness Update**; (2) **Systems Transformation**; (3) **Other items of Interest: Council Consideration Request – Sidewalk Protections & Manuel Ellis Investigation Update**; (4) **Committee Reports**; (5) **Agenda Review and City Manager's Weekly Report**; (6) **Executive Session**.

On our first agenda item, Neighborhood and Community Services staff will provide an **update on the City's homelessness efforts**.

On our second agenda item, City Manager Elizabeth Pauli will be providing an update on **systems transformation**.

Under other items of interest, the below items will be discussed:

- Council Consideration Request Council Member Ushka - **an Ordinance** relating to Public Ways; **amending, retitling and renumbering Chapter 9.16 to add two new sections to prevent obstruction and damage to sidewalks** from the loading, unloading and transport of goods, and amending the penalty provision to align with Tacoma's Uniform Enforcement Code.
- **Manuel Ellis Investigation Update**

7. The updated **Tentative City Council Forecast and Consolidated Standing Committee Calendars** are attached for your information.

### **MARK YOUR CALENDARS**

8. Please see the below event.

- **Tacoma's annual holiday tree lighting will take place Saturday in front of the Pantages Theater. The event, in its 76th year, will begin at 5 p.m. near South 9th Street and Broadway.** The 40-foot Douglas fir will be decorated with more than 250 feet of lights and traditional holiday decorations. The event will be held both indoors and outdoors, with masks required when indoors, per state mandate. No vaccine verification or negative COVID-19 tests are required. The Pantages lobby also will feature decorated trees and tables hosted by local arts organizations, including the Tacoma City Ballet, Symphony Tacoma, Northwest Sinfonietta and others.

Attendees will enjoy Corina Bakery special cookies, hot drinks, mingling Nutcracker ballerinas, courtesy Tacoma City Ballet, and live music by an 11-piece Tacoma Concert Band brass ensemble and a joint string quartet, courtesy Symphony Tacoma and Northwest Sinfonietta. In addition, Santa and Mrs. Claus will read a traditional story and lead a fun-filled singalong of popular children's holiday songs, followed by the tree-lighting countdown.

Sincerely,



Elizabeth Pauli  
City Manager

EAP:ram

**Purchase Contract Awards**  
**For Weekly Report to the City Manager**

**Week of November 22, 2021**

<b>Specification</b>	<b>Description</b>	<b>Awardee</b>	<b>Amount</b>
<b>CM21-0483F</b>	<b>Workers' Compensation Third-Party Administration Services</b>	<b>Eberle Vivian, Inc.</b>	<b>\$2,000,000, plus applicable taxes</b>
<b>ES21-0547F</b>	<b>Replace aging wastewater, stormwater, and water distribution pipes in the vicinity of South J and I Streets from South 13th Street to Division Avenue</b>	<b>Pivetta Brothers Construction Inc</b>	<b>\$3,108,836.81, plus a 15 percent contingency, for a cumulative total of \$3,575,162.33, plus applicable taxes</b>



## City of Tacoma

## City Manager Action Memorandum

---

**TO:** Elizabeth Pauli, City Manager  
Tadd Wille, Deputy City Manager

**FROM:** Laurie Hardie, Office of Health and Safety  
Angela Hardy, Workers' Compensation Manager, Office of Health and Safety

**COPY:** City Manager, City Council, City Clerk, EIC Coordinator, LEAP Coordinator, and  
Tad Carlson Finance/Purchasing

**SUBJECT:** Workers' Compensation Third-Party Administration Services  
RFP CM21-0483F CW2244976

**DATE:** November 1, 2021

---

Pursuant to the City of Tacoma March 12, 2020, state of emergency proclamation in response to COVID-19, made in accordance with Tacoma Municipal Code Chapter 1.10., contract awards for purchases must be approved by the City Manager or delegee.

---

**RECOMMENDATION SUMMARY:**

The Office of Health and Safety recommends a contract be awarded to Liberty Mutual Group Inc doing business as Eberle Vivian, Inc., Kent, WA, in the amount of \$2,000,000, plus applicable taxes, for an initial contract term of three years with the option to renew for two one-year terms, for third-party administration of workers' compensation claims administration services.

**STRATEGIC POLICY PRIORITY:**

- Strengthen and support a safe city with healthy residents by ensuring its workforce is taken care of following an occupational injury or illness.
- Encourage and promote an efficient and effective government, which is fiscally sustainable and guided by engaged residents.

**BACKGROUND:**

The City of Tacoma (City) has been self-insured for day to day operations of the City workers' compensation program since 1977, and historically this program was administered internally. As a result of the 2005 Risk Management Breakthrough Change Initiative recommendations, and as part of the City Manager's plan of reorganization, the City transferred its workers' compensation claims administration to a third party. As the existing contract will expire later this year, the City issued a Request for Proposals (RFP) for these services.

**ISSUE:** The Workers' Compensation Division of the Office of Health and Safety oversees the third-party administrator services and the Workers' Compensation Program. This service and program ensure employees' claims are handled in a timely manner resulting in less time loss and increased productivity.

**ALTERNATIVES:** The alternative to awarding this contract would be to return to City staff administering the program. As this has been outsourced, the City is not staffed to do so. Additionally, adding staff would stand in contrast to the City Manager's reorganization plan.



City of Tacoma

**COMPETITIVE SOLICITATION:**

RFP CM21-0483F was opened April 14, 2021. Ten companies were invited to participate, in addition to normal advertising of the project. Three proposals were received. Eberle Vivian, Inc. received the highest score.

<u>Respondent</u>	<u>Location</u> (city and state)	<u>Score</u>
Eberle Vivian Inc.	Kent, WA	80.45
Penser	Lacey, WA	71.2
Tristar	Long Beach, CA	61.3

Pre-bid Estimate: \$2,000,000

The recommended award is 100 percent at the pre-bid estimate.

**CONTRACT HISTORY:** New contract.

**SUSTAINABILITY:**

Sustainability comprised five percent of the scoring for responses.

**EIC/LEAP COMPLIANCE:**

Five percent of the respondents' final score was reserved for vendors certified with Washington State's Office of Minority and Women's Business Enterprise.

**FISCAL IMPACT:****EXPENDITURES:**

<b>FUND NUMBER &amp; FUND NAME *</b>	<b>COST OBJECT (CC/WBS/ORDER)</b>	<b>COST ELEMENT</b>	<b>TOTAL AMOUNT</b>
5570 Workers Compensation	80009063		\$2,000,000
<b>TOTAL</b>			<b>Up to \$2,000,000</b>

**REVENUES:**

<b>FUNDING SOURCE</b>	<b>COST OBJECT (CC/WBS/ORDER)</b>	<b>COST ELEMENT</b>	<b>TOTAL AMOUNT</b>
5570	80009063		\$2,000,000
<b>TOTAL</b>			<b>Up to \$2,000,000</b>




City of Tacoma

**FISCAL IMPACT TO CURRENT BIENNIAL BUDGET: \$400,000**


**ARE THE EXPENDITURES AND REVENUES PLANNED AND BUDGETED?** Yes


**IF EXPENSE IS NOT BUDGETED, PLEASE EXPLAIN HOW THEY ARE TO BE COVERED.** N/A


APPROVED

DocuSigned by:  
  
32F840585F1B401... 11/23/2021

\_\_\_\_\_  
City Manager/Deputy City Manager

 <sup>DS</sup> 11/23/2021

 <sup>DS</sup> 11/23/2021

 <sup>DS</sup> 11/23/2021



## City of Tacoma

## City Manager Action Memorandum

**TO:** Elizabeth A. Pauli, City Manager  
Tadd Wille, Deputy City Manager

**FROM:** Michael P. Slevin III, P.E., Director, Environmental Services  
John Burk, P.E., Division Manager, Science and Engineering  
Shannon Wall, P.E., Division Manager, Water Planning and Engineering

**COPY:** City Manager, City Council, City Clerk, EIC Coordinator, LEAP Coordinator,  
Steve Hoffman, Project Manager, Ali Polda, P.E., Erik Sloan, Pavement  
Manager, and Doreen Klaaskate, Senior Buyer, Finance/Purchasing

**SUBJECT:** Wastewater Sewer Replacement - South J Street  
Request for Bids Specification No. ES21-0547F

**DATE:** November 15, 2021

DS DS  
GMS MPS

Pursuant to the City of Tacoma March 12, 2020, state of emergency proclamation in response to COVID-19, made in accordance with Tacoma Municipal Code Chapter 1.10., contract awards for purchases must be approved by the City Manager or delegee.

**RECOMMENDATION SUMMARY:**

The Environmental Services Department recommends a contract be awarded to Pivetta Brothers Construction Inc, Sumner, WA, in the amount of \$3,108,836.81, plus a 15 percent contingency, for a cumulative total of \$3,575,162.33, plus applicable taxes, budgeted from various department funds, to replace aging wastewater, stormwater, and water distribution pipes in the vicinity of South J and I Streets from South 13<sup>th</sup> Street to Division Avenue.

**STRATEGIC POLICY PRIORITY:**

- Strengthen and support a safe city with healthy residents.
- Assure outstanding stewardship of the natural and built environment.

This project will replace aging wastewater, stormwater, and water distribution pipes. Roadways impacted by the proposed underground utility replacement work will be restored with permanent asphalt pavement patch. This work supports a safe city with healthy residents, and assures outstanding stewardship of the natural and built environment of this neighborhood.

**BACKGROUND:**

Existing underground utilities in this neighborhood have provided many years of reliable essential services and are in need of replacement. These utilities have reached the end of their design life and are at risk of failure.

**ISSUE:** Replacement of existing wastewater, stormwater, and water distribution pipes in this neighborhood will reduce the risk of failure that may cause interruptions in essential City of Tacoma (City) services, and represents the lowest life cycle cost solution.

**ALTERNATIVES:** Taking no action and accepting the risk of future pipe failures will result in unanticipated interruptions to essential City services provided to this neighborhood.



City of Tacoma

**COMPETITIVE SOLICITATION:**

Request for Bids Specification No. ES21-0547F was opened October 12, 2021. The project was advertised in normal publications. Nine submittals were received.

Pivetta Brothers Construction Inc submitted a bid that resulted in the lowest evaluated submittal after consideration of Equity in Contracting (EIC) requirements. The table below reflects the amount of the base award.

<u>Respondent</u>	<u>Location</u>	<u>Submittal Amount</u>
<b>Pivetta Brothers Construction Inc</b>	<b>Sumner, WA</b>	<b>\$3,108,836.81</b>
Laser Underground & Earthworks Inc	Snohomish, WA	\$3,157,018.00
R L Alia Company	Renton, WA	\$3,340,733.90
Rodarte Construction Inc	Auburn, WA	\$3,371,333.50
Northwest Cascade Inc	Puyallup, WA	\$3,406,905.00
Pacific Civil & Infrastructure Inc	Sumner, WA	\$3,514,081.20
Johansen Construction Company LLC	Buckley, WA	\$4,167,457.65
Miles Resources LLC	Puyallup, WA	\$4,899,776.05
Ceccanti Inc	Tacoma, WA	\$5,331,494.50

Pre-bid Estimate: \$3,420,411.50

The recommended award is approximately 10 percent below the pre-bid estimate.

**CONTRACT HISTORY:** New contract.

**SUSTAINABILITY:** Replacement of these pipes will minimize the risk of failure thereby reducing the potential for discharge of untreated wastewater into Puget Sound; resulting in positive environmental impacts.

**EIC/LEAP COMPLIANCE:** The recommended contractor is in compliance with the EIC Regulation requirements per memorandum dated October 22, 2021. The EIC requirements for this project are six percent for Minority Business Enterprise (MBE), three percent for Women Business Enterprise (WBE), and five percent for Small Business Enterprise (SBE). The EIC utilization levels of the recommended contractor, Pivetta Brothers Construction Inc, are six percent for MBE, six percent for WBE, and six percent for SBE. The Local Employment and Apprenticeship Training Program (LEAP) requirements are Local Employment Goal of fifteen percent and Apprentice Utilization Goal of fifteen percent.





City of Tacoma

**FISCAL IMPACT:****EXPENDITURES:**

FUND NUMBER & FUND NAME *	COST OBJECT (CC/WBS/ORDER)	COST ELEMENT	TOTAL AMOUNT
4300 ES Wastewater Fund	ENV-04024-04-04	5330100	\$2,208,624.78
4301 ES Stormwater Fund	ENV-03032-01-04	5330100	\$461,162.78
4600 Tacoma Water Capital Reserve Fund	WTR-00641-02-03	5330100	\$905,374.77
<b>TOTAL</b>			<b>Up to \$3,575,162.33</b>

**REVENUES:**

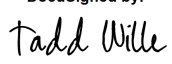
FUNDING SOURCE	COST OBJECT (CC/WBS/ORDER)	COST ELEMENT	TOTAL AMOUNT
4300 ES Wastewater Fund	524700	6310010	\$2,208,624.78
4301 ES Stormwater Fund	529700	6310010	\$461,162.78
4600 Tacoma Water Capital Reserve Fund	587501	6311170	\$905,374.77
<b>TOTAL</b>			<b>\$3,575,162.33</b>

**FISCAL IMPACT TO CURRENT BIENNIAL BUDGET:** \$3,575,162.33, plus applicable taxes.


**ARE THE EXPENDITURES AND REVENUES PLANNED AND BUDGETED?** Yes


**IF EXPENSE IS NOT BUDGETED, PLEASE EXPLAIN HOW THEY ARE TO BE COVERED.** N/A


APPROVED

DocuSigned by: 11/23/2021  
  
 32F840585F1B401...

City Manager/Deputy City Manager

DS 11/19/2021  


DS 11/19/2021  


DS 11/23/2021  




**TO:** Elizabeth Pauli, City Manager  
**FROM:** **Council Member Robert Thoms**  
**COPY:** City Council and City Clerk  
**SUBJECT:** **Resolution – Adding an application to the 2022 Land Use Regulatory Code Amendment process to consider increasing districts where electric fences are allowed – November 30, 2021**  
**DATE:** **11/23/2021**

---

**SUMMARY & PURPOSE:**

A Resolution to add an application to increase districts where electric fences are allowed to the 2022 Land Use Regulatory Code Amendment process for consideration and technical analysis.  
[Council Member Thoms]

**COUNCIL SPONSORS:**

Council Members Hunter, McCarthy, and Thoms

**BACKGROUND:**

**This Council Member's Recommendation is Based On:**

This resolution directs the City Manager to have staff and the Tacoma Planning Commission evaluate a code change to increase the number of districts where electric fences are allowed through the 2022 Land Use Regulatory Code Amendment process.

Throughout the City, businesses have raised concerns of increased theft and safety issues that have added severe expenses. The intention of this resolution is to propose code that would allow the use of electric fences as a secondary security method to protect assets like parking lots. The fencing would be installed on the inside of a traditional fence, and would work as a secondary deterrent for theft. Currently, electric fences are prohibited in all zoning districts except for industrial. Consideration of code changes should be limited to zoning in downtown, commercial, and mixed use districts. It does not include residential zoning. Sample language and development standards for consideration can be found in Exhibit A attached to the resolution.

The proposal to change where electric fences will require a change to TMC 13.06.090.K.3, which requires review by the Tacoma Planning Commission. The project cycle of the 2022 Annual Amendment to the One Tacoma Comprehensive Plan and/or the Land Use Regulatory Code ("2022 amendment") runs from January 2021 through June 2022. The *One Tacoma Plan* is the blueprint for achieving the community's vision for future growth and the Land Use Regulatory Code (Title 13 of the Tacoma Municipal Code) is a key tool to implementing the goals and policies of the Plan. These documents are reviewed and amended, generally, on an annual basis in accordance with the State Growth Management Act in order to maintain their effectiveness. The Planning Commission will make recommendations to the City Council for final review and approval in 2022.

**COMMUNITY ENGAGEMENT/ (CUSTOMER RESEARCH):**

Tacoma business owners have contacted City Council members requesting code be changed to allow for electric fences. These business owners have already faced losses due to theft and are seeking alternative ways to reduce further losses that threaten their business.



## 2025 STRATEGIC PRIORITIES:

### Equity and Accessibility:

Small, locally owned businesses are less able to absorb the cost of property theft and other crime on their property. The recent increases in property crime, vandalism, and thefts targeting businesses threaten our local economy.

### Economy/Workforce: *Equity Index Score*: Select Index Score.

Increase the number of Tacoma households that have livable wage jobs within proximity to the city.

Decrease the number of vacant properties downtown and in the neighborhood business districts.

### Livability: *Equity Index Score*: Select Index Score.

Increase positive public perception of safety and overall quality of life.

Council Members have heard from local businesses that have been victims of theft and other crime that threaten their ability to maintain their businesses in the City. Expanding options for these business owners to secure resources their businesses rely on will increase the perception of safety and quality of life, and also will reduce the likelihood the businesses will shut down or leave the City.

## ALTERNATIVES:

Alternative	Positive Impacts	Negative Impacts
1. Take no action	Provide more time for other priorities.	Does not address immediate public safety concerns of business community.
2. Wait for future amendment cycle	Provide more time in immediate future for other priorities, more time to analyze proposal.	Does not address immediate public safety concerns of business community.

## EVALUATIONS AND FOLLOW UP:

The 2022 amendment cycle runs from January 2021 through June 2022, with final recommendations being brought to the City Council for approval.

## COUNCIL MEMBER RECOMMENDATION:

The recommendation is to include this application to the Land Use Regulatory Code Amendment in the 2022 process in order to expedite considering solutions for local businesses impacted by theft and other public safety concerns.

## FISCAL IMPACT:

No fiscal impact



## MEETINGS FOR THE WEEK OF NOVEMBER 29, 2021 THROUGH DECEMBER 3, 2021

TIME	MEETING	LOCATION
<b>MONDAY, NOVEMBER 29, 2021</b>		
5:30 PM	Metro Parks Tacoma Board of Commissioners Committee of the Whole	Please visit <a href="https://metroparkstacoma.org">https://metroparkstacoma.org</a>
<b>TUESDAY, NOVEMBER 30, 2021</b>		
9:00 AM	Hearing Examiner's Hearing *	Please visit <a href="https://cityoftacoma.org/hearingexaminer">https://cityoftacoma.org/hearingexaminer</a>
10:00 AM	Economic Development Committee	Join Zoom Meeting at: <a href="https://zoom.us/j/84160942983">https://zoom.us/j/84160942983</a> Telephonic: Dial 253-215-8782 Meeting ID: 841 6094 2983 Passcode: 614650
11:00 AM	Bid Opening**	Please visit <a href="http://www.tacomapurchasing.org">http://www.tacomapurchasing.org</a>
NOON	City Council Study Session	Join Zoom Meeting at: <a href="https://zoom.us/j/89496171192">https://zoom.us/j/89496171192</a> Telephonic: Dial 253-215-8782 Meeting ID: 894 9617 1192 Passcode: 896569
5:00 PM	City Council Meeting	Join Zoom Meeting at: <a href="https://zoom.us/j/84834233126">https://zoom.us/j/84834233126</a> Telephonic: Dial 253-215-8782 Meeting ID: 848 3423 3126 Passcode: 349099
<b>WEDNESDAY, DECEMBER 1, 2021</b>		
3:00 PM	Mayor's Youth Commission - Leadership Team	Join Zoom Meeting at: <a href="https://zoom.us/j/81791057813">https://zoom.us/j/81791057813</a> Telephonic: Dial 253-215-8782 Meeting ID: 817 9105 7813 Passcode: 786070
3:00 PM	Tacoma-Pierce County Board of Health	Please visit <a href="https://www.tpchd.org/i-want-to-/about-us/board-of-health/board-of-health-meetings">https://www.tpchd.org/i-want-to-/about-us/board-of-health/board-of-health-meetings</a>
5:00 PM	Planning Commission	Please contact Lihuang Wung at <a href="mailto:lwung@cityoftacoma.org">lwung@cityoftacoma.org</a>
<b>THURSDAY, DECEMBER 2, 2021</b>		
7:30 AM	Tacoma Community Redevelopment Authority Board	Please contact Erika Bartlett at <a href="mailto:ebartlett@cityoftacoma.org">ebartlett@cityoftacoma.org</a>
9:00 AM	Hearing Examiner's Hearing *	Please visit <a href="https://cityoftacoma.org/hearingexaminer">https://cityoftacoma.org/hearingexaminer</a>
10:00 AM	Fire Pension/Disability Board	Join Zoom Meeting at: <a href="https://zoom.us/j/83951268995">https://zoom.us/j/83951268995</a> Telephonic: Dial 253-215-8782 Meeting ID: 839 5126 8995 Passcode: 535569
1:00 PM	Deferred Compensation Administrative Committee	Please Contact Monica Rutledge at <a href="mailto:mrutledge@cityoftacoma.org">mrutledge@cityoftacoma.org</a>
5:00 PM	Civil Service Board Meeting & Study Session	Please contact Wendy Hobson at <a href="mailto:whobson@cityoftacoma.org">whobson@cityoftacoma.org</a>
<b>FRIDAY, DECEMBER 3, 2021</b>		
NO MEETINGS SCHEDULED		



Meeting sites are accessible to people with disabilities. People with disabilities requiring special accommodations should contact the appropriate department(s) 48 hours prior to the meeting time.

\* Hearing Examiner's Hearings and Local Improvement District Meetings meet on an as-needed basis. Please contact the Hearing Examiner's Office at (253) 591-5195 to confirm whether a meeting will be held this week. Hearings may be held at various times throughout the day.

\*\* Bid Opening will be held on an as-needed basis. Please contact the Finance Procurement and Payables Office at 253-502-8468 or [www.tacomapurchasing.org](http://www.tacomapurchasing.org) to confirm whether Bid Opening will be held.



# Citywide Weekly Briefing for 15 November 2021 to 21 November 2021

The data is not National Incident Based Reporting System (NIBRS) compliant. Do not compare the results with any report using that standard. The data is dynamic and is subject to change and/or revision. The number of distinct offenses listed on a report are counted. This does not represent reports or individuals. All data is compared to last year for the same number of days or date range. Small numbers may cause large percent increases and decreases.

Offense Breakdown	7 Days		28 Days		Year to Date		7 Days	28 Days	YTD
	16-Nov-2020	15-Nov-2021	26-Oct-2020	25-Oct-2021	01-Jan-2020	01-Jan-2021			
	22-Nov-2020	21-Nov-2021	22-Nov-2020	21-Nov-2021	21-Nov-2020	21-Nov-2021			
<b>Persons</b>	<b>60</b>	<b>94</b>	<b>256</b>	<b>365</b>	<b>3391</b>	<b>3932</b>	56.7%▲	42.6%▲	16.0%▲
Assault	53	90	237	344	3059	3626	69.8%▲	45.1%▲	18.5%▲
Homicide (doesn't include Negligent/Justifiable)	0	0	2	0	25	24	0.0%	100.0%▼	4.0%▼
Kidnapping/Abduction	2	0	5	2	55	49	100.0%▼	60.0%▼	10.9%▼
Sex Offenses, Forcible	5	4	12	19	251	233	20.0%▼	58.3%▲	7.2%▼
<b>Property</b>	<b>399</b>	<b>449</b>	<b>1595</b>	<b>2176</b>	<b>18084</b>	<b>20255</b>	12.5%▲	36.4%▲	12.0%▲
Arson	3	2	9	14	120	218	33.3%▼	55.6%▲	81.7%▲
Burglary/Breaking and Entering	39	40	161	222	1761	1880	2.6%▲	37.9%▲	6.8%▲
Counterfeiting/Forgery	1	4	13	8	138	96	300.0%▲	38.5%▼	30.4%▼
Destruction/Damage/Vandalism of Property	123	120	461	621	5196	5770	2.4%▼	34.7%▲	11.0%▲
Fraud	17	13	52	45	755	559	23.5%▼	13.5%▼	26.0%▼
Larceny/Theft	148	161	652	821	7561	8081	8.8%▲	25.9%▲	6.9%▲
Motor Vehicle Theft	46	90	173	368	1824	2880	95.7%▲	112.7%▲	57.9%▲
Robbery	13	11	34	45	390	445	15.4%▼	32.4%▲	14.1%▲
Stolen Property	9	8	35	30	281	280	11.1%▼	14.3%▼	0.4%▼
<b>Society</b>	<b>10</b>	<b>6</b>	<b>46</b>	<b>22</b>	<b>679</b>	<b>396</b>	40.0%▼	52.2%▼	41.7%▼
Drug/Narcotic	2	1	21	8	410	157	50.0%▼	61.9%▼	61.7%▼
Pornography/Obscene Material	0	1	1	1	34	25	NC	0.0%	26.5%▼
Prostitution	0	0	1	0	6	4	0.0%	100.0%▼	33.3%▼
Weapon Law Violations	8	4	23	13	229	208	50.0%▼	43.5%▼	9.2%▼
<b>Citywide Totals</b>	<b>469</b>	<b>549</b>	<b>1897</b>	<b>2563</b>	<b>22154</b>	<b>24583</b>	17.1%▲	35.1%▲	11.0%▲

## Last 7 Days

### Notes:

- There were no Homicide offense(s) during the last 7 days.
- 65.6% (59/90) of the Assaults were coded Simple Assault.
- There were 59 DV-related offenses.
- 69.5% (41/59) of the DV-related offenses were Persons.
- 45.6% (41/90) of the Assaults were DV-related.
- DV-related Offenses: 49 ↗ 59
- There were no Gang-Related offense(s) during the last 7 days.
- Theft from Motor Vehicle: 69 ↗ 83

### Top 5 Locations - Compared to last year

- 4502 S Steele St: 11 ↗ 24
- 4505 S 19th St: 0 ↗ 8
- 7905 S Hosmer St: 0 ↗ 5
- 2424 S 41st St: 4 ↗ 5
- 3320 S 23rd St: 2 ↗ 5

### Top 5 Offense Locations - Compared to last year

- Parking Lot: 63 ↗ 141
- Street/Right Of Way: 68 ↗ 93
- Single Family Residence: 63 ↘ 60
- Apartment: 36 ↘ 33
- Sporting Goods Store: 31 ↘ 27



# Sector 1 Weekly Briefing for 15 November 2021 to 21 November 2021

The data is not National Incident Based Reporting System (NIBRS) compliant. Do not compare the results with any report using that standard. The data is dynamic and is subject to change and/or revision. The number of distinct offenses listed on a report are counted. This does not represent reports or individuals. All data is compared to last year for the same number of days or date range. Small numbers may cause large percent increases and decreases.

Offense Breakdown	7 Days		28 Days		Year to Date		7 Days	28 Days	YTD
	16-Nov-2020	15-Nov-2021	26-Oct-2020	25-Oct-2021	01-Jan-2020	01-Jan-2021			
	22-Nov-2020	21-Nov-2021	22-Nov-2020	21-Nov-2021	21-Nov-2020	21-Nov-2021			
<b>Persons</b>	<b>11</b>	<b>12</b>	<b>54</b>	<b>78</b>	<b>855</b>	<b>950</b>	9.1%▲	44.4%▲	11.1%▲
Assault	9	12	51	74	781	882	33.3%▲	45.1%▲	12.9%▲
Homicide (doesn't include Negligent/Justifiable)	0	0	0	0	7	6	0.0%	0.0%	14.3%▼
Kidnapping/Abduction	0	0	0	0	11	6	0.0%	0.0%	45.5%▼
Sex Offenses, Forcible	2	0	3	4	55	56	100.0%▼	33.3%▲	1.8%▲
<b>Property</b>	<b>64</b>	<b>90</b>	<b>301</b>	<b>498</b>	<b>4001</b>	<b>4491</b>	40.6%▲	65.4%▲	12.2%▲
Arson	1	0	3	6	38	94	100.0%▼	100.0%▲	147.4%▲
Burglary/Breaking and Entering	10	8	29	53	387	415	20.0%▼	82.8%▲	7.2%▲
Counterfeiting/Forgery	0	0	1	1	25	25	0.0%	0.0%	0.0%
Destruction/Damage/Vandalism of Property	21	28	97	162	1244	1468	33.3%▲	67.0%▲	18.0%▲
Fraud	4	1	10	6	123	103	75.0%▼	40.0%▼	16.3%▼
Larceny/Theft	23	37	118	183	1695	1621	60.9%▲	55.1%▲	4.4%▼
Motor Vehicle Theft	4	14	32	76	352	585	250.0%▲	137.5%▲	66.2%▲
Robbery	1	1	3	5	78	100	0.0%	66.7%▲	28.2%▲
Stolen Property	0	1	8	6	49	64	NC	25.0%▼	30.6%▲
<b>Society</b>	<b>0</b>	<b>1</b>	<b>11</b>	<b>1</b>	<b>137</b>	<b>86</b>	NC	90.9%▼	37.2%▼
Drug/Narcotic	0	0	6	0	90	33	0.0%	100.0%▼	63.3%▼
Pornography/Obscene Material	0	0	1	0	5	1	0.0%	100.0%▼	80.0%▼
Prostitution	0	0	0	0	0	1	0.0%	0.0%	NC
Weapon Law Violations	0	1	4	1	42	51	NC	75.0%▼	21.4%▲
<b>Sector Totals</b>	<b>75</b>	<b>103</b>	<b>366</b>	<b>577</b>	<b>4993</b>	<b>5527</b>	<b>37.3%▲</b>	<b>57.7%▲</b>	<b>10.7%▲</b>

## Last 7 Days

### Notes:

- There were no Homicide offense(s) during the last 7 days.
- 83.3% (10/12) of the Assaults were coded Simple Assault.
- There were 8 DV-related offenses.
- 62.5% (5/8) of the DV-related offenses were Persons.
- 41.7% (5/12) of the Assaults were DV-related.
- DV-related Offenses: 6 ↗ 8
- There were no Gang-Related offense(s) during the last 7 days.
- Theft from Motor Vehicle: 10 ↗ 25

### Top 5 Locations - Compared to last year

- 518 S 7th St: 0 ↗ 4
- 3401 Lincoln Ave: 0 ↗ 3
- 747 Market St: 0 ↗ 3
- 1320 Broadway: 3 ↔ 3
- Center St & S J St: 0 ↗ 3
- 1717 S J St: 1 ↗ 3
- 725 E 25th St: 0 ↗ 3

### Top 5 Offense Locations - Compared to last year

- Parking Lot: 7 ↗ 30
- Street/Right Of Way: 11 ↗ 22
- Drug Store: 5 ↗ 7
- Single Family Residence: 3 ↗ 6
- Other Business: 4 ↗ 6



## Sector 2 Weekly Briefing for 15 November 2021 to 21 November 2021

The data is not National Incident Based Reporting System (NIBRS) compliant. Do not compare the results with any report using that standard. The data is dynamic and is subject to change and/or revision. The number of distinct offenses listed on a report are counted. This does not represent reports or individuals. All data is compared to last year for the same number of days or date range. Small numbers may cause large percent increases and decreases.

Offense Breakdown	7 Days		28 Days		Year to Date		7 Days	28 Days	YTD
	16-Nov-2020	15-Nov-2021	26-Oct-2020	25-Oct-2021	01-Jan-2020	01-Jan-2021			
	22-Nov-2020	21-Nov-2021	22-Nov-2020	21-Nov-2021	21-Nov-2020	21-Nov-2021			
<b>Persons</b>	<b>8</b>	<b>24</b>	<b>44</b>	<b>86</b>	<b>590</b>	<b>813</b>	200.0%▲	95.5%▲	37.8%▲
Assault	7	24	43	84	513	744	242.9%▲	95.3%▲	45.0%▲
Homicide (doesn't include Negligent/Justifiable)	0	0	0	0	5	4	0.0%	0.0%	20.0%▼
Kidnapping/Abduction	0	0	0	0	5	11	0.0%	0.0%	120.0%▲
Sex Offenses, Forcible	1	0	1	2	67	54	100.0%▼	100.0%▲	19.4%▼
<b>Property</b>	<b>143</b>	<b>124</b>	<b>503</b>	<b>533</b>	<b>5176</b>	<b>5450</b>	13.3%▼	6.0%▲	5.3%▲
Arson	0	1	1	2	10	41	NC	100.0%▲	310.0%▲
Burglary/Breaking and Entering	11	7	47	30	456	426	36.4%▼	36.2%▼	6.6%▼
Counterfeiting/Forgery	0	2	6	4	44	23	NC	33.3%▼	47.7%▼
Destruction/Damage/Vandalism of Property	43	30	144	155	1437	1515	30.2%▼	7.6%▲	5.4%▲
Fraud	3	7	15	13	234	155	133.3%▲	13.3%▼	33.8%▼
Larceny/Theft	62	54	226	236	2429	2460	12.9%▼	4.4%▲	1.3%▲
Motor Vehicle Theft	19	20	47	76	417	704	5.3%▲	61.7%▲	68.8%▲
Robbery	3	0	8	9	90	80	100.0%▼	12.5%▲	11.1%▼
Stolen Property	2	3	6	7	42	40	50.0%▲	16.7%▲	4.8%▼
<b>Society</b>	<b>2</b>	<b>1</b>	<b>9</b>	<b>5</b>	<b>92</b>	<b>57</b>	50.0%▼	44.4%▼	38.0%▼
Drug/Narcotic	0	0	2	2	58	15	0.0%	0.0%	74.1%▼
Pornography/Obscene Material	0	0	0	0	3	5	0.0%	0.0%	66.7%▲
Prostitution	0	0	0	0	0	0	0.0%	0.0%	0.0%
Weapon Law Violations	2	1	7	3	31	37	50.0%▼	57.1%▼	19.4%▲
<b>Sector Totals</b>	<b>153</b>	<b>149</b>	<b>556</b>	<b>624</b>	<b>5858</b>	<b>6320</b>	2.6%▼	12.2%▲	7.9%▲

### Last 7 Days

#### Notes:

- There were no Homicide offense(s) during the last 7 days.
- 70.8% (17/24) of the Assaults were coded Simple Assault.
- There were 14 DV-related offenses.
- 71.4% (10/14) of the DV-related offenses were Persons.
- 41.7% (10/24) of the Assaults were DV-related.
- DV-related Offenses: 7 ↗ 14
- There were no Gang-Related offense(s) during the last 7 days.
- Theft from Motor Vehicle: 36 ↘ 24

#### Top 5 Locations - Compared to last year

- 4505 S 19th St: 0 ↗ 8
- 3320 S 23rd St: 2 ↘ 5
- 5110 6th Ave: 0 ↗ 4
- 315 Martin Luther King Jr Way: 0 ↗ 3
- There were an additional 5 locations with 3.

#### Top 5 Offense Locations - Compared to last year

- Parking Lot: 17 ↗ 42
- Street/Right Of Way: 18 ↗ 23
- Single Family Residence: 21 ↘ 14
- Sporting Goods Store: 18 ↘ 12
- Grocery Store: 0 ↗ 8



## Sector 3 Weekly Briefing for 15 November 2021 to 21 November 2021

The data is not National Incident Based Reporting System (NIBRS) compliant. Do not compare the results with any report using that standard. The data is dynamic and is subject to change and/or revision. The number of distinct offenses listed on a report are counted. This does not represent reports or individuals. All data is compared to last year for the same number of days or date range. Small numbers may cause large percent increases and decreases.

Offense Breakdown	7 Days		28 Days		Year to Date		7 Days	28 Days	YTD
	16-Nov-2020	15-Nov-2021	26-Oct-2020	25-Oct-2021	01-Jan-2020	01-Jan-2021			
	22-Nov-2020	21-Nov-2021	22-Nov-2020	21-Nov-2021	21-Nov-2020	21-Nov-2021			
<b>Persons</b>	<b>17</b>	<b>30</b>	<b>63</b>	<b>90</b>	<b>874</b>	<b>931</b>	76.5%▲	42.9%▲	6.5%▲
Assault	17	27	60	83	795	855	58.8%▲	38.3%▲	7.5%▲
Homicide (doesn't include Negligent/Justifiable)	0	0	0	0	6	4	0.0%	0.0%	33.3%▼
Kidnapping/Abduction	0	0	1	2	20	15	0.0%	100.0%▲	25.0%▼
Sex Offenses, Forcible	0	3	2	5	53	57	NC	150.0%▲	7.5%▲
<b>Property</b>	<b>107</b>	<b>120</b>	<b>380</b>	<b>623</b>	<b>4316</b>	<b>5392</b>	12.1%▲	63.9%▲	24.9%▲
Arson	0	1	1	3	29	29	NC	200.0%▲	0.0%
Burglary/Breaking and Entering	12	13	45	72	493	538	8.3%▲	60.0%▲	9.1%▲
Counterfeiting/Forgery	1	1	2	2	44	32	0.0%	0.0%	27.3%▼
Destruction/Damage/Vandalism of Property	30	31	103	167	1178	1369	3.3%▲	62.1%▲	16.2%▲
Fraud	8	2	18	14	203	151	75.0%▼	22.2%▼	25.6%▼
Larceny/Theft	38	40	156	233	1731	2243	5.3%▲	49.4%▲	29.6%▲
Motor Vehicle Theft	10	26	42	105	452	835	160.0%▲	150.0%▲	84.7%▲
Robbery	6	6	9	19	103	134	0.0%	111.1%▲	30.1%▲
Stolen Property	2	0	3	7	66	49	100.0%▼	133.3%▲	25.8%▼
<b>Society</b>	<b>4</b>	<b>0</b>	<b>12</b>	<b>8</b>	<b>226</b>	<b>120</b>	100.0%▼	33.3%▼	46.9%▼
Drug/Narcotic	1	0	5	2	135	55	100.0%▼	60.0%▼	59.3%▼
Pornography/Obscene Material	0	0	0	0	21	11	0.0%	0.0%	47.6%▼
Prostitution	0	0	1	0	4	1	0.0%	100.0%▼	75.0%▼
Weapon Law Violations	3	0	6	6	66	51	100.0%▼	0.0%	22.7%▼
<b>Sector Totals</b>	<b>128</b>	<b>150</b>	<b>455</b>	<b>721</b>	<b>5416</b>	<b>6443</b>	<b>17.2%▲</b>	<b>58.5%▲</b>	<b>19.0%▲</b>

### Last 7 Days

#### Notes:

- There were no Homicide offense(s) during the last 7 days.
- 66.7% (18/27) of the Assaults were coded Simple Assault.
- There were 16 DV-related offenses.
- 62.5% (10/16) of the DV-related offenses were Persons.
- 37.0% (10/27) of the Assaults were DV-related.
- DV-related Offenses: 12 ↗ 16
- There were no Gang-Related offense(s) during the last 7 days.
- Theft from Motor Vehicle: 16 ↗ 20

#### Top 5 Locations - Compared to last year

- 4502 S Steele St: 11 ↗ 24
- 2424 S 41st St: 4 ↗ 5
- 7905 S Hosmer St: 0 ↗ 5
- 1811 S 76th St: 3 ↗ 4
- 6440 S Junett St: 0 ↗ 3
- There were an additional 4 locations with 3.

#### Top 5 Offense Locations - Compared to last year

- Parking Lot: 21 ↗ 42
- Single Family Residence: 12 ↗ 15
- Street/Right Of Way: 18 ↘ 14
- Apartment: 9 ↗ 12
- Sporting Goods Store: 3 ↗ 9





# Sector 4 Weekly Briefing for 15 November 2021 to 21 November 2021

The data is not National Incident Based Reporting System (NIBRS) compliant. Do not compare the results with any report using that standard. The data is dynamic and is subject to change and/or revision. The number of distinct offenses listed on a report are counted. This does not represent reports or individuals. All data is compared to last year for the same number of days or date range. Small numbers may cause large percent increases and decreases.

Offense Breakdown	7 Days		28 Days		Year to Date		7 Days	28 Days	YTD
	16-Nov-2020	15-Nov-2021	26-Oct-2020	25-Oct-2021	01-Jan-2020	01-Jan-2021			
	22-Nov-2020	21-Nov-2021	22-Nov-2020	21-Nov-2021	21-Nov-2020	21-Nov-2021			
<b>Persons</b>	<b>24</b>	<b>28</b>	<b>95</b>	<b>111</b>	<b>1072</b>	<b>1238</b>	16.7%▲	16.8%▲	15.5%▲
Assault	20	27	83	103	970	1145	35.0%▲	24.1%▲	18.0%▲
Homicide (doesn't include Negligent/Justifiable)	0	0	2	0	7	10	0.0%	100.0%▼	42.9%▲
Kidnapping/Abduction	2	0	4	0	19	17	100.0%▼	100.0%▼	10.5%▼
Sex Offenses, Forcible	2	1	6	8	76	66	50.0%▼	33.3%▲	13.2%▼
<b>Property</b>	<b>85</b>	<b>115</b>	<b>411</b>	<b>522</b>	<b>4591</b>	<b>4922</b>	35.3%▲	27.0%▲	7.2%▲
Arson	2	0	4	3	43	54	100.0%▼	25.0%▼	25.6%▲
Burglary/Breaking and Entering	6	12	40	67	425	501	100.0%▲	67.5%▲	17.9%▲
Counterfeiting/Forgery	0	1	4	1	25	16	NC	75.0%▼	36.0%▼
Destruction/Damage/Vandalism of Property	29	31	117	137	1337	1418	6.9%▲	17.1%▲	6.1%▲
Fraud	2	3	9	12	195	150	50.0%▲	33.3%▲	23.1%▼
Larceny/Theft	25	30	152	169	1706	1757	20.0%▲	11.2%▲	3.0%▲
Motor Vehicle Theft	13	30	52	111	603	756	130.8%▲	113.5%▲	25.4%▲
Robbery	3	4	14	12	119	131	33.3%▲	14.3%▼	10.1%▲
Stolen Property	5	4	18	10	124	127	20.0%▼	44.4%▼	2.4%▲
<b>Society</b>	<b>4</b>	<b>4</b>	<b>14</b>	<b>8</b>	<b>224</b>	<b>133</b>	0.0%	42.9%▼	40.6%▼
Drug/Narcotic	1	1	8	4	127	54	0.0%	50.0%▼	57.5%▼
Pornography/Obscene Material	0	1	0	1	5	8	NC	NC	60.0%▲
Prostitution	0	0	0	0	2	2	0.0%	0.0%	0.0%
Weapon Law Violations	3	2	6	3	90	69	33.3%▼	50.0%▼	23.3%▼
<b>Sector Totals</b>	<b>113</b>	<b>147</b>	<b>520</b>	<b>641</b>	<b>5887</b>	<b>6293</b>	<b>30.1%▲</b>	<b>23.3%▲</b>	<b>6.9%▲</b>

## Last 7 Days

### Notes:

- There were no Homicide offense(s) during the last 7 days.
- 51.9% (14/27) of the Assaults were coded Simple Assault.
- There were 21 DV-related offenses.
- 76.2% (16/21) of the DV-related offenses were Persons.
- 59.3% (16/27) of the Assaults were DV-related.
- DV-related Offenses: 24 ↘ 21
- There were no Gang-Related offense(s) during the last 7 days.
- Theft from Motor Vehicle: 7 ↗ 14

### Top 5 Locations - Compared to last year

- 7000 E I St: 0 ↗ 4
- 1430 E 31st St: 0 ↗ 3
- 1302 S 38th St: 0 ↗ 3
- 1414 E 72nd St: 0 ↗ 2
- There were an additional 20 locations with 2.

### Top 5 Offense Locations - Compared to last year

- Street/Right Of Way: 21 ↗ 34
- Parking Lot: 18 ↗ 27
- Single Family Residence: 27 ↘ 25
- Apartment: 7 ↗ 9
- Driveway: 5 ↗ 8



**CITY OF TACOMA, WASHINGTON  
OFFICE OF THE CITY COUNCIL  
COUNCIL CONSIDERATION REQUEST**

**TO:** Mayor & City Council

**FROM:** Council Member Catherine Ushka and Council Assistant Lynda Foster

**COPIES TO:** Elizabeth Pauli, City Manager; Tadd Wille, Deputy City Manager; Bill Fosbre,  
City Attorney

**SUBJECT:** **An ordinance related to Sidewalk Protections**

**DATE:** November 24, 2021

---

**I ask for your support for an ordinance relating to Public Ways; amending, retitling and renumbering Chapter 9.16 to add two new sections to prevent obstruction and damage to sidewalks from the loading, unloading and transport of goods, and amending the penalty provision to align with Tacoma's Uniform Enforcement Code.**

**LEGISLATIVE INTENT:**

**Ordinance Request:**

The Tacoma Municipal Code does not have protections for City sidewalks from obstruction and damage caused by loading, unloading and transportation of goods using machinery. The City's sidewalks are part of its transportation system and therefore it is important they are maintained in a safe usable condition. Sidewalks represent a major investment by the citizens of Tacoma. Inaccessible and damaged sidewalks can pose a hazard to pedestrians so maintaining conditions of sidewalks help reduce the likelihood of someone getting injured.

This policy proposal is intended to preserve critical infrastructure for the following reasons:

- The City holds developers accountable to building sidewalk infrastructure, which is expensive to initially build and to replace. Putting preservation standards in place will respect and make the most of this investment of private funds.
- The City also makes substantial investment in sidewalk infrastructure with public funds. We owe it to tax payers to preserve these investments for the public good.
- Recent large investments by the City are intended to be economic development enhancements in lower opportunity neighborhoods, such as the Lincoln District Revitalization project and Links to Opportunity in the hilltop. Preserving these investments is an economic driver and will ensure investments in low opportunity communities have long-term positive impacts.
- Access to sidewalks is an equity issue. Lower opportunity neighborhoods already have fewer sidewalks than higher opportunity neighborhoods. We must preserve what is currently available.

This ordinance would include language on loading and unloading on sidewalks and on damage to sidewalks from loading, unloading or transportation. Suggested edits to Chapter 9.16 of the TMC can be seen in the attached document, "Exhibit A".

**DESIRED ORDINANCE DATE:** First reading of ordinance on December 7, 2021, and second reading of ordinance on December 14, 2021.

**ALIGNMENT WITH TACOMA 2025 KEY FOCUS AREAS:**

This program, project, or event is best aligned with the following (Check all that apply):

**Economy/Workforce:** *Equity Index Score:* Select Index Score.

Increase the number of infrastructure projects and improvements that support existing and new business developments.

Increase positive public perception related to the Tacoma economy.

**Livability:** *Equity Index Score:* Select Index Score.

Increase the number of Complete Compact Communities/ 20-Minute Neighborhoods throughout the city.

Increase positive public perception of safety and overall quality of life.

How does your policy, program, or service help or harm the health of the natural environment?<sup>2</sup> (e.g. reduction in carbon emissions, open space conditions, sustainability, clean air, water and soil, and noise and light pollution).

If you have a question related to the Council Contingency Fund Request, please contact Lynda Foster at 253.591.5166 or [Lynda.Foster@CityofTacoma.org](mailto:Lynda.Foster@CityofTacoma.org).

SUBMITTED FOR COUNCIL CONSIDERATION BY:



Council Member Ushka

Mayor's initials





Req. #21-

## ORDINANCE NO.

### EXHIBIT "A"

#### CHAPTER 9.16 STREETS AND SIDEWALKS – KEEPING CLEAN AND UNOBSTRUCTED

##### Sections:

- 9.16.010 Depositing loose advertising matter.
- 9.16.015 Advertising – Merchandising – Trash containers.
- 9.16.020 Scattering debris from vehicle.
- 9.16.030 Building fires and mixing building materials.
- 9.16.040 Sweeping and washing sidewalks.
- 9.16.050 Removal of snow and ice.
- 9.16.060 Loading or Unloading on Sidewalks.
- 9.16.070 Damage to Sidewalks from Loading, Unloading or Transportation.
- 9.16.080 Violation – Penalties.

\* \* \*

##### 9.16.060 Loading or Unloading on Sidewalks.

The loading or unloading of goods and commodities used or required in the ordinary course of business conducted in the building abutting any sidewalk is permitted when there is no other practical or convenient way of access to the building. All such loading and unloading shall be done continuously and with dispatch and the sidewalk cleared of all such articles without delay, and an adequate portion of the sidewalk shall be kept open at all times for use by pedestrians.

##### 9.16.070 Damage to Sidewalks from Loading, Unloading or Transportation.

Anyone placing or transporting items on the sidewalks shall be responsible and liable for any damage to sidewalks resulting from their activities. The person or entity causing such damage and shall promptly repair such damage and shall be responsible for ensuring that the sidewalk is safe for passage prior to completion of repair. This obligation applies to any sidewalk utilized by the person or entity, not only to the frontage of property they own or occupy.

##### 9.16.080 Violation – Penalties.

Any person or entity violating any of the provisions hereof shall be subject to all penalties and enforcement processes in the Uniform Enforcement Code, Chapter 1.82 of the Tacoma Municipal Code.

\* \* \*

Deleted: 6

Deleted: y

Deleted: 6

Deleted: y

Deleted: A

Deleted: ,

Deleted: upon conviction thereof, fined in any sum not exceeding \$300.00 or imprisoned in the County Jail for a period of not exceeding 90 days, or both, in the discretion of the Court.

Date	Meeting	Subject	Department	Background
November 30, 2021	City Council Study Session (dial-in)	Homelessness Update	Neighborhood and Community Services - Linda Stewart	Staff will provide the Mayor and City Council an update on the City's Homelessness efforts.
		Manuel Ellis Investigation Update	Tacoma Police Department	
		Executive Session 90 Minutes - City Manager Performance check and goal review	Human Resources - Shelby Fritz, Mayor Woodards, City Manager Pauli	
	City Council Meeting (dial-in, 5:00 PM)			
December 7, 2021	City Council Study Session dial-in)	Age Friendly Tacoma Action Plan	CM Hunter	
		Commissions Boards and Committees	Office of Equity and Human Rights Director - Lisa Woods City Manager's Office Ted Richardson	Staff will present on current levels of representation of the City's Committees, Boards and Commissions that report to Council standing committees in efforts to better track and diversify these CBC's and way that the CBC's can become more welcoming to historically marginalized and underrepresented members of the Tacoma Community.
		Options for 2022 Cancelled Meetings	Mayor Woodards	
		Systems Transformation	City Manager Pauli	
	City Council Meeting (dial-in, 5:00 PM)	Manuel Ellis Investigation Update	Tacoma Police Department	
December 14, 2021	City Council Study Session dial-in)	Implantation of Projects Update	Office of Management and Budget Katie Johnston & Reid Bennion	Staff will provide the first report back to Council on the implementation of projects and Council will discuss the unfunded project list.
	City Council Meeting (dial-in, 5:00 PM)			
December 21, 2021	Cancelled			
December 28, 2021	Cancelled			

<b>Economic Development Committee</b>			
<b>Committee Members:</b> Thoms (chair), Blocker, McCarthy, Ushka, Alternate-Woodards <b>Executive Liaison:</b> Tadd Wille; <b>Staff Support</b> - Lynda Foster		<b>2nd, 4th, and 5th Tuesdays</b> <b>10:00 a.m.</b> <b>Virtual meeting</b>	<b>CBC Assignments:</b> •Tacoma Arts Commission •Greater Tacoma Regional Convention Center Public Facilities District •City Events and Recognition Committee •Tacoma Creates Advisory Board
	Topic	Presenter	Description
<b>November 30, 2021</b>	Tacoma Arts Commission Interviews	Doris Sorum, City Clerk	
<b>Future</b>			
<b>December 14, 2021</b>	TVE Director Interviews	Tadd Wille, Deputy City Manager	
	Tacoma Creates Annual Report	Amy McBride, Tacoma Arts Administrator, Office of Arts & Cultural Vitality/Tacoma Venues & Events	Staff will share results of the annual report of the inaugural year of Tacoma Creates.
<b>December 28, 2021</b>	[New Years week]		

<b>Infrastructure, Planning, and Sustainability Committee</b>			
<b>Committee Members: McCarthy (Chair), Walker (Vice Chair), Beale, &amp; Hunter; Alternate-Ushka</b> <b>Executive Liaison: Mike Slevin; Coordinator: Claire Goodwin</b>		<b>2nd and 4th Wednesdays 4:30pm Virtual Meeting</b>	<b>CBC Assignments: •Sustainable Tacoma Commission •Planning Commission •Landmarks Preservation Commission •Board of Building Appeals •Transportation Commission</b>
	Topic	Presenters	Description
<b>January 13, 2021</b>	Board of Building Appeals Interviews	Doris Sorum, City Clerk	2 vacancies
	Landmarks Commission Recommendations for Historic Designation of 201 N Yakima Avenue	Reuben McKnight, Historic Preservation Officer	Staff and the Landmarks Commission Chair will present the Landmarks Preservation Commission's recommendations for demolition review and nomination to the Tacoma Register of Historic Places of 201 N Yakima Avenue.
	2021 Appointment of Chair and Vice Chair	Chair Conor McCarthy	Each year, Standing Council Committees shall reaffirm the Chair and Vice Chair.
	2021 IPS Calendar Topics	Chair Conor McCarthy	Committee interest in topics to be heard for 2021.
<b>January 27, 2021</b>	Cancelled		

<b>Government Performance and Finance Committee</b>			
<b>Committee Members:</b> Hines (Chair), Hunter (Vice Chair), Thoms, and Walker Alternate - Blocker		<b>1st and 3rd Tuesday</b>	<b>CBC Assignments:</b> •Public Utility Board •Board of Ethics •Audit Advisory Board •Civil Service Board
<b>Executive Liaison:</b> Andy Cherullo; <b>Staff Support -</b> Ted Richardson		<b>10 a.m.</b>	
		<b>Room 248</b>	
	Topic	Presenter	Description
<b>December 7, 2021</b>	Board of Ethics Interviews	Doris Sorum, City Clerk	
	Audit Advisory Board Meeting		
	Monthly Budget Report	Hayley Falk, Management Analyst, Office of Management and Budget	Monthly Budget Update
<b>December 21, 2021</b>	Canceled		



<i>Community Vitality and Safety</i>			
<b>Committee Members: Ushka (Chair), Beale, Hines, Blocker, Alternate-Hunter</b> <b>Executive Liaison: Linda Stewart; Staff Support - Ted Richardson</b>		<b>2nd and 4th Thursdays</b>  <b>4:30 p.m.</b>  <b>Room 248</b>	CBC Assignments: Community's Police Advisory Committee • Human Services Commission • Human Rights Commission • Housing Authority • Commission on Disabilities • Library Board • Tacoma Community Redevelopment Authority • Commission on Immigrant and Refugee Affairs
	Topic	Presenter	Description
<b>December 9, 2021</b>	Transformation Update		
	Camping Options Follow-Up		
<b>December 23, 2021</b>	Canceled		