



WEEKLY REPORT TO THE CITY COUNCIL

January 19, 2023

Members of the City Council
City of Tacoma, Washington

Dear Mayor and Council Members:

ACTION REQUIRED

1. This is a reminder to complete your F1 and Disclosure of Remote Interest forms and return to the City Clerk's Office by April 15, 2023.

ITEMS OF INTEREST

2. **The Community and Economic Development department launched the Small Business Restoration Grant.** Funded by the Washington Department of Commerce, the Small Business Innovation Grant awarded to Tacoma will continue to support our business community recover from impacts of the pandemic. These impacts have included an increase in crime and vandalism resulting in damage to storefronts across the City. And, as a number of entrepreneurs have sought to launch their own small business in a storefront or restore vacant space to active, may have run into challenges opening, including access to capital to get or stay open. There is \$500,000 available to use one of two ways listed below:

- Up to \$3,000 for property restoration - repair for one occurrence of damage to their storefront.
- Up to \$20,000 market enhancement - for an improvement needed open or stay open.

Businesses with a physical location in Tacoma that are open to the general public, have up to 30 FTE (full-time equivalent employees), and meet all eligibility criteria may get more details and submit an application at: <https://makeittacoma.com/>. The grant opened on January 11, 2023 and will close February 2, 2023.

3. Tacoma Public Utilities provides the attached **Study Session and Public Utility Board meeting agendas for January 25, 2023. Please note the below items will be going to Council February 7, 2023.**
 - **C2 - Resolution U-11368** – Authorize execution of a collective bargaining agreement as negotiated with the Tacoma, Washington, City and Pierce County Employees Local Number 120 of the Washington State Council of County and City Employees, effective January 1, 2023 through December 31, 2025.

- **C-3 - Resolution U-11368** – Authorize execution of a collective bargaining agreement as negotiated with the International Brotherhood of Electrical Workers, Local 483, Custodial & Building Maintenance Unit effective January 1, 2023 through December 31, 2025.
4. Please see the attached City of Tacoma **Weekly Meeting Schedule**.
 5. Police Chief Avery Moore provides the attached **Weekly Crime Report**.
 4. Warming Center Update: For the 2022-2023 winter weather season, the City of Tacoma has partnered with funded shelter providers to ensure that unsheltered individuals have access to indoor shelter options. These efforts have expanded the City's shelter capacity by 145 beds.
 - **The Rescue Mission** will operate an inclement weather shelter at **Holy Rosary Church** until the end of March 2023, this shelter provides 50 beds; anyone wishing to access these beds should go to the main Rescue Mission campus.
 - **The Rescue Mission (425 South Tacoma Way) and Catholic Community Services' Nativity House** (702 S. 14th Street) will be providing overflow shelter beds for a total of up to 75 individuals during acute inclement weather events (when the forecast is for 35 degrees with wind/rain or 32 degrees and colder).
 - **Life Enrichment Group (415 S. 13th Street)** will be offering 20 overflow beds for young adults 18-24 years of age. In the event of acute inclement weather.
 - **Lighthouse Activity Center (5016 'A' Street)** in the event of acute inclement weather, will be open during the day from 8:30 AM – 5:30 PM for all community members. For more information on inclement weather response
 6. City-funded Temporary and Emergency Shelter Performance: The City posts weekly information about its Temporary and Emergency Shelter locations including current census, number of available beds and exits to housing. This information can be found at: https://www.cityoftacoma.org/UserFiles/Servers/Server_6/File/cms/NCS/City%20Authorized%20Emergency%20Shelter%20Sites/Weeklydataupdate.pdf and is updated weekly.
 7. Encampment Outreach: The City's Homeless Engagement and Alternatives Liaison (HEAL) Team (formerly the Homeless Outreach Team) performs encampment outreach throughout the week to provide individuals opportunities to connect to shelter, behavioral health, substance use and employment services. **For the week of January 9 – 13, 2023, staff visited three locations. This resulted in 24 individuals being contacted and 2 individuals accepted resources.**
 8. Emergency Rental Assistance : The Pierce County Rental Assistance program stopped on August 1, 2022; however, applications will be processed normally until all funds have been distributed, this includes both Pierce County and City of Tacoma funds. This closure will not affect applications already in process. Since 2021, the City has provided 1,106 households with \$8,307,095 in rental assistance **(this is an increase of 2 household and \$13,301, in assistance over last report).**

The City has now fully expended its ERA 1 award and its set aside for utility assistance from ERA 2 funds. When we launched this program in 2020, we set a goal of having at least 45% of the households served headed by a person of color, to date, 65% of the households served are headed by a person of color. The City's Rental Assistance Fund at the Greater Tacoma Community Foundation has received 31 gifts totaling \$33,335.

STUDY SESSION / WORK SESSION

9. **The Joint City Council / Tacoma Public Utility Board Study Session of Tuesday, January 24, 2023, will be conducted as a hybrid meeting.** This meeting can be attended in-person at the Tacoma Municipal Building, Council Chambers located at 747 Market Street on the 1st floor or be heard by dialing (253) 215 – 8782 or through Zoom at: www.zoom.us/j/89496171192 and entering the meeting ID 894 9617 1192; and passcode 896569 when prompted. This meeting will be broadcast on TV Tacoma and live streamed on Facebook.

The Joint City Council / Tacoma Public Utility Board discussion item will include: (1) **Customer Service Residential Covid Balance Recovery and Assistance.** Immediately following the Joint Study Session, there will be a regular City Council Session. Discussion items will include: (2) **State v. Blake – Summary and Tacoma Municipal Court Compliance Updates;** (3) **Other Items of Interest: Council Consideration Request – Substitute Ordinance Relating to Public Ways;** (4) **Committee Reports;** (5) **Agenda Review and City Manager's Weekly Report.**

On our first agenda item, Tacoma Public Utilities staff will be providing an update on their **Residential Covid Balance Recovery and Assistance.**

On our second agenda item, staff from the City Manager's Government Relations Office and Legal Department will be providing a **summary of the State v. Blake case, current law as adopted by the legislature, and an update on proposals in the 2023 legislative session.** In addition, Municipal Court Judge Drew Henke and staff will be providing an update on the Tacoma Municipal Court compliance with State v. Blake related to refunds for fines, fees, and orders to vacate.

Under other items of interest, the following item will be discussed:

- Council Action Memorandum Council Member Ushka: An Ordinance relating to Public Ways; amending, retitling, and renumbering Chapter 9.16 to add **three new sections to prevent obstruction and damage to sidewalks from the loading, unloading and transport of goods, establishing a sidewalk right-of-use permit process and amending the penalty provision to align with Tacoma's Uniform Enforcement Code.**

10. The updated **Tentative City Council Forecast and Consolidated Standing Committee Calendars** are attached for your information.

MARK YOUR CALENDARS

11. You are invited to the below events:


- **Lincoln District Lunar New Year Celebration.** Join Lincoln District businesses and residents for a day of lion dancers, firecrackers, food, and family fun. Shop the pop-up marketplace and eat at one of the many neighborhood restaurants or from food trucks. **January 28, 2023, 10 am, Tacoma Lincoln District.**
- **Downtown on the Go Talk Tacoma 2023 Series:** Who Are We Building For? Housing & Access in Tacoma. **January 27, 2023, 12-1 pm., Metro Parks Tacoma Headquarters,** Board Room, 4702 S. 19th St., Tacoma, WA 98405.

Sincerely,

A handwritten signature in black ink, appearing to read "Elizabeth Pauli".

Elizabeth Pauli
City Manager

EAP: ram



**City of Tacoma
Public Utility Board Meeting**

**January 25, 2023; 6:30 p.m.
Tacoma Public Utilities – Ground Floor Auditorium
3628 S 35th Street, Tacoma WA 98409**

Join remotely: <https://us06web.zoom.us/j/84626080846>
or by dialing 253-215-8782 and entering meeting ID: 846 2608 0846

Call to Order

Roll Call

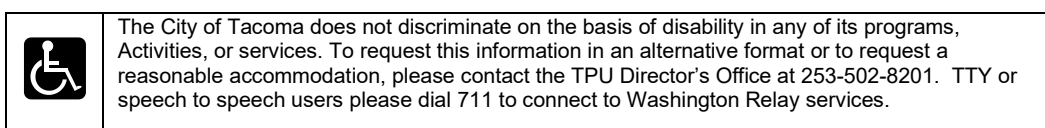
- A. Approve Minutes of Previous Meetings**
- B. Comments by the Public**
- C. Regular Agenda**

Departmental

Departmental

- C-1 Resolution U-11367– Award contracts and approve purchases:
 - 1. Increase contract to Workday, Inc., for cloud-based budgeting and reporting software (\$196,378, plus applicable taxes. Cumulative total \$525,679, plus applicable taxes) [Alyssa Brown, Financial Consultant Lead].
- C-2 Resolution U-11368 – Authorize execution of a collective bargaining agreement as negotiated with the Tacoma, Washington, City and Pierce County Employees Local Number 120 of the Washington State Council of County and City Employees, effective January 1, 2023 through December 31, 2025 [Dylan Carlson, Sr. Labor Relations Mgr]. **(To Council February 7, 2023)**
- C-3 Resolution U-11368 – Authorize execution of a collective bargaining agreement as negotiated with the International Brotherhood of Electrical Workers, Local 483, Custodial & Building Maintenance Unit effective January 1, 2023 through December 31, 2025 [Dylan Carlson, Sr. Labor Relations Mgr]. **(To Council February 7, 2023)**
- D. Final comments by the Board**
- E. Adjournment**

The Public Utility Board may enter into a closed or executive session at any time during an open public meeting as provided by law





**City of Tacoma
Public Utility Board
Study Session**

**January 25, 2023; 3:00 p.m.
Tacoma Public Utilities, Ground Floor Auditorium
3628 South 35th Street, Tacoma WA 98409**

Join remotely: <https://us06web.zoom.us/j/81336402669>
or by dialing 253-215-8782 and entering meeting ID 813 3640 2669

Call to Order

Roll Call


The Public Utility Board will hold a study session with staff to discuss the following:

| Approximate Time | Topic | Presenter(s) |
|------------------|---|--|
| 3:00 – 3:30 | Utility Technology Services Overview | Tenzin Gyaltzen, Utility Technology Director |
| 3:35 – 4:25 | Board Discussion on Board Policies | |
| 4:30 | Executive Session to Discuss the Performance of a Public Employee [RCW 42.30.110(1)(g)] | |

Adjournment

The Public Utility Board may enter into a closed or executive session at any time during an open public meeting as provided by law.

Charleen Jacobs
Public Utility Board Office
253-502-8201

| | |
|---|--|
|  | The City of Tacoma does not discriminate on the basis of disability in any of its programs, activities, or services. To request this information in an alternative format or to request a reasonable accommodation, please contact the TPU Director's Office at 253-502-8201. TTY or speech to speech users please dial 711 to connect to Washington Relay services. |
|---|--|



MEETINGS FOR THE WEEK OF JANUARY 23, 2023 THROUGH JANUARY 27, 2023

| TIME | MEETING | LOCATION |
|------------------------------------|---|---|
| MONDAY, JANUARY 23, 2023 | | |
| 5:00 PM | Local Improvement District Meeting * | 747 Market St., Municipal Bldg., Council Chambers Please visit www.cityoftacoma.org/hearingexaminer |
| 5:30 PM | Bicycle & Pedestrian Technical Advisory Group | 747 Market St., Municipal Bldg., Conf. Rm. 248 Join Zoom Meeting at: https://zoom.us/j/99545896138 Telephonic: Dial 253-215-8782 Meeting ID: 995 4589 6138 Passcode: 762319 |
| 5:30 PM | Commission on Immigrant and Refugee Affairs | 747 Market St., Municipal Bldg., Conf. Rm. 243 Please contact Raeshawna Ware at rware@cityoftacoma.org |
| 6:00 PM | Metro Parks Tacoma Board of Commissioners | 4702 S. 19th St., Metro Parks Board Rm. Please visit www.metroparkstacoma.org |
| TUESDAY, JANUARY 24, 2023 | | |
| 9:00 AM | Hearing Examiner's Hearing * | 747 Market St., Municipal Bldg., Council Chambers Please visit www.cityoftacoma.org/hearingexaminer |
| 10:00 AM | Economic Development Committee | 747 Market St., Municipal Bldg., Conf. Rm. 248 Join Zoom Meeting at: https://zoom.us/j/88227539908 Telephonic: Dial 253-215-8782 Meeting ID: 882 2753 9908 Passcode: 614650 |
| 11:00 AM | Bid Opening** | Please visit www.tacomapurchasing.org |
| NOON | Joint City Council and Public Utility Board Study Session | 747 Market St., Municipal Bldg., Council Chambers Join Zoom Meeting at: https://zoom.us/j/89496171192 Telephonic: Dial 253-215-8782 Meeting ID: 894 9617 1192 Passcode: 896569 |
| 5:00 PM | City Council Meeting | 747 Market St., Municipal Bldg., Council Chambers Join Zoom Meeting at: https://zoom.us/j/84834233126 Telephonic: Dial 253-215-8782 Meeting ID: 848 3423 3126 Passcode: 349099 |
| WEDNESDAY, JANUARY 25, 2023 | | |
| 3:00 PM | Public Utility Board Study Session | 3628 S. 35th St., Public Utilities Bldg., Auditorium Join Zoom Meeting at: https://zoom.us/j/81336402669 Telephonic: Dial 253-215-8782 Meeting ID: 813 3640 2669 |
| 4:30 PM | Infrastructure, Planning, and Sustainability Committee | 747 Market St., Municipal Bldg., Conf. Rm. 248 Join Zoom Meeting at: https://zoom.us/j/87829056704 Telephonic: Dial 253-215-8782 Meeting ID: 878 2905 6704 Passcode: 614650 |
| 4:45 PM | Tacoma Housing Authority – Board of Commissioners | 902 S. L St., Administration Bldg., 2nd Flr. Conf. Rm. Please visit www.tacomahousing.org/about/board-meetings/ |
| 5:00 PM | Metro Parks Tacoma Board of Commissioners – Capital Improvement Committee | 4702 S. 19th St., Metro Parks Board Rm. Please visit www.metroparkstacoma.org |
| 5:30 PM | Landmarks Preservation Commission | 747 Market St., Municipal Bldg., Conf. Rm. 243 Join Zoom Meeting at: https://zoom.us/j/88592995176 Telephonic: Dial 253-215-8782 Meeting ID: 885 9299 5176 |
| 6:30 PM | Public Utility Board Meeting | 3628 S. 35th St., Public Utilities Bldg., Auditorium Join Zoom Meeting at: https://zoom.us/j/84626080846 Telephonic: Dial 253-215-8782 Meeting ID: 846 2608 0846 |

THURSDAY, JANUARY 26, 2023

| | | |
|---------|---|--|
| 7:30 AM | Local Employment and Apprenticeship Program Advisory Committee | 747 Market St., Municipal Bldg., Conf. Rm. 243 Join Zoom Meeting at: https://zoom.us/j/95336196517 Telephonic: Dial 253-215-8782 Meeting ID: 953 3619 6517 Passcode: 072968 |
| 7:30 AM | Tacoma Community Redevelopment Authority Board | 747 Market St., Municipal Bldg., Conf. Rm. 248 Join Zoom Meeting at: https://zoom.us/j/84447211773 Telephonic: Dial 253-215-8782 Meeting ID: 844 4721 1773 Passcode: 970091 |
| 9:00 AM | Hearing Examiner's Hearing * | 747 Market St., Municipal Bldg., Council Chambers Please visit www.cityoftacoma.org/hearingexaminer |
| 4:30 PM | Community Vitality and Safety Committee | 747 Market St., Municipal Bldg., Conf. Rm. 248 Join Zoom Meeting at: https://zoom.us/j/85961604917 Telephonic: Dial 253-215-8782 Meeting ID: 859 6160 4917 Passcode: 614650 |
| 5:00 PM | Land Use Public Meeting *** | 747 Market St., Municipal Bldg., Council Chambers Please contact Jana Magoon at JMagoon@cityoftacoma.org |

FRIDAY, JANUARY 27, 2023

NO MEETINGS SCHEDULED



Meeting sites are accessible to people with disabilities. People with disabilities requiring special accommodations should contact the appropriate department(s) 48 hours prior to the meeting time.

* Hearing Examiner's Hearings and Local Improvement District Meetings meet on an as-needed basis. Please contact the Hearing Examiner's Office at (253) 591-5195 to confirm whether a meeting will be held this week. Hearings may be held at various times throughout the day.

** Bid Opening will be held on an as-needed basis. Please contact the Finance Procurement and Payables Office at 253-502-8468 or www.tacomapurchasing.org to confirm whether Bid Opening will be held.

*** Land Use Public Meetings meet on an as-needed basis. Please contact Planning Manager, Jana Magoon at (253) 594-7823 to confirm whether a meeting will be held this week.



Citywide Weekly Briefing for 09 January 2023 to 15 January 2023

The data is not National Incident Based Reporting System (NIBRS) compliant. Do not compare the results with any report using that standard. The data is dynamic and is subject to change and/or revision. The number of distinct offenses listed on a report are counted. This does not represent reports or individuals. All data is compared to last year for the same number of days or date range. Small numbers may cause large percent increases and decreases. Beginning 1 October 2022, there was a change in how TPD reports certain Aggravated Assaults and Destruction offenses.

| Offense Breakdown | 7 Days | | 28 Days | | Year to Date | | 7 Days | 28 Days | YTD |
|--|-------------|-------------|-------------|-------------|--------------|-------------|----------|----------|----------|
| | 10-Jan-2022 | 09-Jan-2023 | 20-Dec-2021 | 19-Dec-2022 | 01-Jan-2022 | 01-Jan-2023 | | | |
| | 16-Jan-2022 | 15-Jan-2023 | 16-Jan-2022 | 15-Jan-2023 | 15-Jan-2022 | 15-Jan-2023 | | | |
| Persons | 89 | 70 | 362 | 320 | 207 | 160 | 21.3% ▼ | 11.6% ▼ | 22.7% ▼ |
| Assault | 87 | 65 | 328 | 301 | 189 | 150 | 25.3% ▼ | 8.2% ▼ | 20.6% ▼ |
| Homicide (doesn't include Negligent/Justifiable) | 0 | 2 | 4 | 2 | 1 | 2 | NC | 50.0% ▼ | 100.0% ▲ |
| Kidnapping/Abduction | 0 | 0 | 8 | 3 | 3 | 1 | 0.0% | 62.5% ▼ | 66.7% ▼ |
| Sex Offenses, Forcible | 2 | 3 | 22 | 14 | 14 | 7 | 50.0% ▲ | 36.4% ▼ | 50.0% ▼ |
| Property | 583 | 515 | 2268 | 2083 | 1296 | 1094 | 11.7% ▼ | 8.2% ▼ | 15.6% ▼ |
| Arson | 7 | 4 | 28 | 14 | 16 | 10 | 42.9% ▼ | 50.0% ▼ | 37.5% ▼ |
| Burglary/Breaking and Entering | 70 | 29 | 259 | 118 | 145 | 57 | 58.6% ▼ | 54.4% ▼ | 60.7% ▼ |
| Counterfeiting/Forgery | 2 | 1 | 13 | 3 | 6 | 2 | 50.0% ▼ | 76.9% ▼ | 66.7% ▼ |
| Destruction/Damage/Vandalism of Property | 157 | 134 | 604 | 547 | 353 | 274 | 14.6% ▼ | 9.4% ▼ | 22.4% ▼ |
| Fraud | 10 | 11 | 38 | 41 | 19 | 26 | 10.0% ▲ | 7.9% ▲ | 36.8% ▲ |
| Larceny/Theft | 224 | 140 | 833 | 587 | 490 | 320 | 37.5% ▼ | 29.5% ▼ | 34.7% ▼ |
| Motor Vehicle Theft | 90 | 176 | 390 | 661 | 207 | 349 | 95.6% ▲ | 69.5% ▲ | 68.6% ▲ |
| Robbery | 16 | 11 | 59 | 56 | 36 | 26 | 31.3% ▼ | 5.1% ▼ | 27.8% ▼ |
| Stolen Property | 5 | 8 | 39 | 50 | 20 | 26 | 60.0% ▲ | 28.2% ▲ | 30.0% ▲ |
| Society | 12 | 10 | 35 | 34 | 18 | 21 | 16.7% ▼ | 2.9% ▼ | 16.7% ▲ |
| Drug/Narcotic | 3 | 0 | 9 | 5 | 4 | 4 | 100.0% ▼ | 44.4% ▼ | 0.0% |
| Pornography/Obscene Material | 0 | 0 | 2 | 0 | 1 | 0 | 0.0% | 100.0% ▼ | 100.0% ▼ |
| Prostitution | 0 | 0 | 1 | 0 | 0 | 0 | 0.0% | 100.0% ▼ | 0.0% |
| Weapon Law Violations | 9 | 10 | 23 | 29 | 13 | 17 | 11.1% ▲ | 26.1% ▲ | 30.8% ▲ |
| Citywide Totals | 684 | 595 | 2665 | 2437 | 1521 | 1275 | 13.0% ▼ | 8.6% ▼ | 16.2% ▼ |

Last 7 Days

Notes:

- There were 2 Homicide offense(s) during the last 7 days.
- 64.6% (42/65) of the Assaults were coded Simple Assault.
- There were 42 DV-related offenses.
- 81.0% (34/42) of the DV-related offenses were Persons.
- 52.3% (34/65) of the Assaults were DV-related.
- DV-related Offenses: 52 ▾ 42
- There were 2 Gang-Related offense(s) during the last 7 days.
- Theft from Motor Vehicle: 98 ▾ 66

Top 5 Locations - Compared to last year

- 2424 S 41st St: 4 ↗ 11
- 4720 S Pine St: 0 ↗ 9
- 4502 S Steele St: 35 ▾ 8
- 315 Martin Luther King Jr Way: 1 ↗ 7
- 425 South Tacoma Way: 3 ↗ 5
- 1328 Market St: 1 ↗ 5

Top 5 Offense Locations - Compared to last year

- Street/Right Of Way: 96 ↗ 138
- Parking Lot: 112 ↗ 115
- Apartment: 39 ↗ 87
- Single Family Residence: 56 ↗ 81
- Other Business: 30 ▾ 21



Sector 1 Weekly Briefing for 09 January 2023 to 15 January 2023

The data is not National Incident Based Reporting System (NIBRS) compliant. Do not compare the results with any report using that standard. The data is dynamic and is subject to change and/or revision. The number of distinct offenses listed on a report are counted. This does not represent reports or individuals. All data is compared to last year for the same number of days or date range. Small numbers may cause large percent increases and decreases. Beginning 1 October 2022, there was a change in how TPD reports certain Aggravated Assaults and Destruction offenses.

| Offense Breakdown | 7 Days | | 28 Days | | Year to Date | | 7 Days | 28 Days | YTD |
|--|-------------|-------------|-------------|-------------|--------------|-------------|----------|----------|----------|
| | 10-Jan-2022 | 09-Jan-2023 | 20-Dec-2021 | 19-Dec-2022 | 01-Jan-2022 | 01-Jan-2023 | | | |
| | 16-Jan-2022 | 15-Jan-2023 | 16-Jan-2022 | 15-Jan-2023 | 15-Jan-2022 | 15-Jan-2023 | | | |
| Persons | 27 | 16 | 80 | 83 | 47 | 34 | 40.7% ▼ | 3.8% ▲ | 27.7% ▼ |
| Assault | 27 | 16 | 74 | 79 | 41 | 34 | 40.7% ▼ | 6.8% ▲ | 17.1% ▼ |
| Homicide (doesn't include Negligent/Justifiable) | 0 | 0 | 1 | 0 | 1 | 0 | 0.0% | 100.0% ▼ | 100.0% ▼ |
| Kidnapping/Abduction | 0 | 0 | 2 | 1 | 2 | 0 | 0.0% | 50.0% ▼ | 100.0% ▼ |
| Sex Offenses, Forcible | 0 | 0 | 3 | 3 | 3 | 0 | 0.0% | 0.0% | 100.0% ▼ |
| Property | 139 | 119 | 527 | 455 | 310 | 248 | 14.4% ▼ | 13.7% ▼ | 20.0% ▼ |
| Arson | 1 | 0 | 5 | 3 | 2 | 1 | 100.0% ▼ | 40.0% ▼ | 50.0% ▼ |
| Burglary/Breaking and Entering | 16 | 6 | 67 | 31 | 33 | 15 | 62.5% ▼ | 53.7% ▼ | 54.5% ▼ |
| Counterfeiting/Forgery | 1 | 0 | 5 | 1 | 3 | 1 | 100.0% ▼ | 80.0% ▼ | 66.7% ▼ |
| Destruction/Damage/Vandalism of Property | 39 | 40 | 148 | 132 | 90 | 74 | 2.6% ▲ | 10.8% ▼ | 17.8% ▼ |
| Fraud | 1 | 4 | 10 | 14 | 3 | 9 | 300.0% ▲ | 40.0% ▲ | 200.0% ▲ |
| Larceny/Theft | 51 | 34 | 179 | 131 | 112 | 75 | 33.3% ▼ | 26.8% ▼ | 33.0% ▼ |
| Motor Vehicle Theft | 26 | 27 | 96 | 117 | 57 | 56 | 3.8% ▲ | 21.9% ▲ | 1.8% ▼ |
| Robbery | 2 | 4 | 9 | 10 | 6 | 6 | 100.0% ▲ | 11.1% ▲ | 0.0% |
| Stolen Property | 2 | 4 | 7 | 15 | 4 | 10 | 100.0% ▲ | 114.3% ▲ | 150.0% ▲ |
| Society | 4 | 0 | 7 | 8 | 4 | 6 | 100.0% ▼ | 14.3% ▲ | 50.0% ▲ |
| Drug/Narcotic | 1 | 0 | 3 | 3 | 1 | 3 | 100.0% ▼ | 0.0% | 200.0% ▲ |
| Pornography/Obscene Material | 0 | 0 | 0 | 0 | 0 | 0 | 0.0% | 0.0% | 0.0% |
| Prostitution | 0 | 0 | 0 | 0 | 0 | 0 | 0.0% | 0.0% | 0.0% |
| Weapon Law Violations | 3 | 0 | 4 | 5 | 3 | 3 | 100.0% ▼ | 25.0% ▲ | 0.0% |
| Sector Totals | 170 | 135 | 614 | 546 | 361 | 288 | 20.6% ▼ | 11.1% ▼ | 20.2% ▼ |

Last 7 Days

Notes:

- There were no Homicide offense(s) during the last 7 days.
- 87.5% (14/16) of the Assaults were coded Simple Assault.
- There were 11 DV-related offenses.
- 81.8% (9/11) of the DV-related offenses were Persons.
- 56.3% (9/16) of the Assaults were DV-related.
- DV-related Offenses: 8 ↗ 11
- There were no Gang-Related offense(s) during the last 7 days.
- Theft from Motor Vehicle: 25 ↘ 18

Top 5 Locations - Compared to last year

- 425 South Tacoma Way: 3 ↗ 5
- 1328 Market St: 1 ↗ 5
- 1202 S Ridgewood Ave: 0 ↗ 4
- 1717 S J St: 3 ↗ 4
- 1210 Tacoma Ave S: 0 ↗ 3
- There were 5 additional locations with 3.

Top 5 Offense Locations - Compared to last year

- Street/Right Of Way: 30 ↗ 33
- Parking Lot: 21 ↗ 32
- Apartment: 11 ↗ 19
- Single Family Residence: 8 ↗ 11
- Garage (Residential): 0 ↗ 5



Sector 2 Weekly Briefing for 09 January 2023 to 15 January 2023

The data is not National Incident Based Reporting System (NIBRS) compliant. Do not compare the results with any report using that standard. The data is dynamic and is subject to change and/or revision. The number of distinct offenses listed on a report are counted. This does not represent reports or individuals. All data is compared to last year for the same number of days or date range. Small numbers may cause large percent increases and decreases. Beginning 1 October 2022, there was a change in how TPD reports certain Aggravated Assaults and Destruction offenses.

| Offense Breakdown | 7 Days | | 28 Days | | Year to Date | | 7 Days | 28 Days | YTD |
|--|-------------|-------------|-------------|-------------|--------------|-------------|---------------|---------------|---------------|
| | 10-Jan-2022 | 09-Jan-2023 | 20-Dec-2021 | 19-Dec-2022 | 01-Jan-2022 | 01-Jan-2023 | | | |
| | 16-Jan-2022 | 15-Jan-2023 | 16-Jan-2022 | 15-Jan-2023 | 15-Jan-2022 | 15-Jan-2023 | | | |
| Persons | 11 | 15 | 77 | 62 | 48 | 40 | 36.4%▲ | 19.5%▼ | 16.7%▼ |
| Assault | 10 | 13 | 65 | 55 | 40 | 36 | 30.0%▲ | 15.4%▼ | 10.0%▼ |
| Homicide (doesn't include Negligent/Justifiable) | 0 | 1 | 2 | 1 | 0 | 1 | NC | 50.0%▼ | NC |
| Kidnapping/Abduction | 0 | 0 | 1 | 2 | 1 | 1 | 0.0% | 100.0%▲ | 0.0% |
| Sex Offenses, Forcible | 1 | 1 | 9 | 4 | 7 | 2 | 0.0% | 55.6%▼ | 71.4%▼ |
| Property | 110 | 165 | 502 | 592 | 286 | 326 | 50.0%▲ | 17.9%▲ | 14.0%▲ |
| Arson | 1 | 0 | 9 | 1 | 4 | 1 | 100.0%▼ | 88.9%▼ | 75.0%▼ |
| Burglary/Breaking and Entering | 10 | 7 | 51 | 29 | 26 | 13 | 30.0%▼ | 43.1%▼ | 50.0%▼ |
| Counterfeiting/Forgery | 0 | 0 | 2 | 1 | 1 | 0 | 0.0% | 50.0%▼ | 100.0%▼ |
| Destruction/Damage/Vandalism of Property | 30 | 39 | 135 | 162 | 82 | 80 | 30.0%▲ | 20.0%▲ | 2.4%▼ |
| Fraud | 2 | 3 | 7 | 12 | 5 | 7 | 50.0%▲ | 71.4%▲ | 40.0%▲ |
| Larceny/Theft | 47 | 50 | 195 | 178 | 109 | 107 | 6.4%▲ | 8.7%▼ | 1.8%▼ |
| Motor Vehicle Theft | 15 | 62 | 85 | 193 | 47 | 109 | 313.3%▲ | 127.1%▲ | 131.9%▲ |
| Robbery | 4 | 3 | 12 | 7 | 9 | 4 | 25.0%▼ | 41.7%▼ | 55.6%▼ |
| Stolen Property | 1 | 0 | 5 | 6 | 2 | 3 | 100.0%▼ | 20.0%▲ | 50.0%▲ |
| Society | 0 | 0 | 3 | 4 | 1 | 1 | 0.0% | 33.3%▲ | 0.0% |
| Drug/Narcotic | 0 | 0 | 0 | 1 | 0 | 0 | 0.0% | NC | 0.0% |
| Pornography/Obscene Material | 0 | 0 | 0 | 0 | 0 | 0 | 0.0% | 0.0% | 0.0% |
| Prostitution | 0 | 0 | 0 | 0 | 0 | 0 | 0.0% | 0.0% | 0.0% |
| Weapon Law Violations | 0 | 0 | 3 | 3 | 1 | 1 | 0.0% | 0.0% | 0.0% |
| Sector Totals | 121 | 180 | 582 | 658 | 335 | 367 | 48.8%▲ | 13.1%▲ | 9.6%▲ |

Last 7 Days

Notes:

- There was 1 Homicide offense during the last 7 days.
- 69.2% (9/13) of the Assaults were coded Simple Assault.
- There were 9 DV-related offenses.
- 66.7% (6/9) of the DV-related offenses were Persons.
- 46.2% (6/13) of the Assaults were DV-related.
- DV-related Offenses: 6 ↗ 9
- There were no Gang-Related offense(s) during the last 7 days.
- Theft from Motor Vehicle: 22 ↗ 23

Top 5 Locations - Compared to last year

- 315 Martin Luther King Jr Way: 1 ↗ 7
- 1502 S Orchard St: 0 ↗ 4
- 2602 Westridge Ave W: 1 ↗ 4
- 627 N Fife St: 0 ↗ 3
- There were 10 additional locations with 3.

Top 5 Offense Locations - Compared to last year

- Street/Right Of Way: 16 ↗ 36
- Apartment: 8 ↗ 34
- Parking Lot: 24 ↗ 28
- Single Family Residence: 6 ↗ 27
- Medical/Dental/Hospital: 1 ↗ 8



Sector 3 Weekly Briefing for 09 January 2023 to 15 January 2023

The data is not National Incident Based Reporting System (NIBRS) compliant. Do not compare the results with any report using that standard. The data is dynamic and is subject to change and/or revision. The number of distinct offenses listed on a report are counted. This does not represent reports or individuals. All data is compared to last year for the same number of days or date range. Small numbers may cause large percent increases and decreases. Beginning 1 October 2022, there was a change in how TPD reports certain Aggravated Assaults and Destruction offenses.

| Offense Breakdown | 7 Days | | 28 Days | | Year to Date | | 7 Days | 28 Days | YTD |
|--|-------------|-------------|-------------|-------------|--------------|-------------|----------------|----------------|----------------|
| | 10-Jan-2022 | 09-Jan-2023 | 20-Dec-2021 | 19-Dec-2022 | 01-Jan-2022 | 01-Jan-2023 | | | |
| | 16-Jan-2022 | 15-Jan-2023 | 16-Jan-2022 | 15-Jan-2023 | 15-Jan-2022 | 15-Jan-2023 | | | |
| Persons | 18 | 16 | 77 | 80 | 46 | 37 | 11.1% ▼ | 3.9% ▲ | 19.6% ▼ |
| Assault | 17 | 15 | 72 | 77 | 45 | 35 | 11.8% ▼ | 6.9% ▲ | 22.2% ▼ |
| Homicide (doesn't include Negligent/Justifiable) | 0 | 0 | 0 | 0 | 0 | 0 | 0.0% | 0.0% | 0.0% |
| Kidnapping/Abduction | 0 | 0 | 0 | 0 | 0 | 0 | 0.0% | 0.0% | 0.0% |
| Sex Offenses, Forcible | 1 | 1 | 5 | 3 | 1 | 2 | 0.0% | 40.0% ▼ | 100.0% ▲ |
| Property | 200 | 115 | 688 | 538 | 398 | 268 | 42.5% ▼ | 21.8% ▼ | 32.7% ▼ |
| Arson | 2 | 3 | 8 | 5 | 4 | 5 | 50.0% ▲ | 37.5% ▼ | 25.0% ▲ |
| Burglary/Breaking and Entering | 31 | 6 | 80 | 33 | 53 | 13 | 80.6% ▼ | 58.8% ▼ | 75.5% ▼ |
| Counterfeiting/Forgery | 1 | 1 | 4 | 1 | 2 | 1 | 0.0% | 75.0% ▼ | 50.0% ▼ |
| Destruction/Damage/Vandalism of Property | 45 | 33 | 166 | 141 | 93 | 72 | 26.7% ▼ | 15.1% ▼ | 22.6% ▼ |
| Fraud | 5 | 2 | 13 | 7 | 7 | 4 | 60.0% ▼ | 46.2% ▼ | 42.9% ▼ |
| Larceny/Theft | 81 | 32 | 267 | 149 | 159 | 75 | 60.5% ▼ | 44.2% ▼ | 52.8% ▼ |
| Motor Vehicle Theft | 25 | 35 | 112 | 173 | 55 | 86 | 40.0% ▲ | 54.5% ▲ | 56.4% ▲ |
| Robbery | 8 | 2 | 21 | 19 | 14 | 9 | 75.0% ▼ | 9.5% ▼ | 35.7% ▼ |
| Stolen Property | 1 | 1 | 15 | 9 | 9 | 3 | 0.0% | 40.0% ▼ | 66.7% ▼ |
| Society | 3 | 4 | 16 | 8 | 5 | 5 | 33.3% ▲ | 50.0% ▼ | 0.0% |
| Drug/Narcotic | 1 | 0 | 4 | 1 | 1 | 1 | 100.0% ▼ | 75.0% ▼ | 0.0% |
| Pornography/Obscene Material | 0 | 0 | 2 | 0 | 1 | 0 | 0.0% | 100.0% ▼ | 100.0% ▼ |
| Prostitution | 0 | 0 | 1 | 0 | 0 | 0 | 0.0% | 100.0% ▼ | 0.0% |
| Weapon Law Violations | 2 | 4 | 9 | 7 | 3 | 4 | 100.0% ▲ | 22.2% ▼ | 33.3% ▲ |
| Sector Totals | 221 | 135 | 781 | 626 | 449 | 310 | 38.9% ▼ | 19.8% ▼ | 31.0% ▼ |

Last 7 Days

Notes:

- There were no Homicide offense(s) during the last 7 days.
- 66.7% (10/15) of the Assaults were coded Simple Assault.
- There were 7 DV-related offenses.
- 100.0% (7/7) of the DV-related offenses were Persons.
- 46.7% (7/15) of the Assaults were DV-related.
- DV-related Offenses: 14 ↘ 7
- There was 1 Gang-Related offense(s) during the last 7 days.
- Theft from Motor Vehicle: 29 ↘ 15

Top 5 Locations - Compared to last year

- 2424 S 41st St: 4 ↗ 11
- 4720 S Pine St: 0 ↗ 9
- 4502 S Steele St: 35 ↘ 8
- 7905 S Hosmer St: 2 ↗ 3
- There were 5 additional locations with 3.

Top 5 Offense Locations - Compared to last year

- Parking Lot: 36 ↗ 37
- Street/Right Of Way: 18 ↗ 21
- Apartment: 10 ↗ 21
- Single Family Residence: 13 ↘ 11
- Other Business: 13 ↘ 10



Sector 4 Weekly Briefing for 09 January 2023 to 15 January 2023

The data is not National Incident Based Reporting System (NIBRS) compliant. Do not compare the results with any report using that standard. The data is dynamic and is subject to change and/or revision. The number of distinct offenses listed on a report are counted. This does not represent reports or individuals. All data is compared to last year for the same number of days or date range. Small numbers may cause large percent increases and decreases. Beginning 1 October 2022, there was a change in how TPD reports certain Aggravated Assaults and Destruction offenses.

| Offense Breakdown | 7 Days | | 28 Days | | Year to Date | | 7 Days | 28 Days | YTD |
|--|-------------|-------------|-------------|-------------|--------------|-------------|----------|----------|----------|
| | 10-Jan-2022 | 09-Jan-2023 | 20-Dec-2021 | 19-Dec-2022 | 01-Jan-2022 | 01-Jan-2023 | | | |
| | 16-Jan-2022 | 15-Jan-2023 | 16-Jan-2022 | 15-Jan-2023 | 15-Jan-2022 | 15-Jan-2023 | | | |
| Persons | 33 | 23 | 128 | 95 | 66 | 49 | 30.3% ▼ | 25.8% ▼ | 25.8% ▼ |
| Assault | 33 | 21 | 117 | 90 | 63 | 45 | 36.4% ▼ | 23.1% ▼ | 28.6% ▼ |
| Homicide (doesn't include Negligent/Justifiable) | 0 | 1 | 1 | 1 | 0 | 1 | NC | 0.0% | NC |
| Kidnapping/Abduction | 0 | 0 | 5 | 0 | 0 | 0 | 0.0% | 100.0% ▼ | 0.0% |
| Sex Offenses, Forcible | 0 | 1 | 5 | 4 | 3 | 3 | NC | 20.0% ▼ | 0.0% |
| Property | 134 | 116 | 551 | 498 | 302 | 252 | 13.4% ▼ | 9.6% ▼ | 16.6% ▼ |
| Arson | 3 | 1 | 6 | 5 | 6 | 3 | 66.7% ▼ | 16.7% ▼ | 50.0% ▼ |
| Burglary/Breaking and Entering | 13 | 10 | 61 | 25 | 33 | 16 | 23.1% ▼ | 59.0% ▼ | 51.5% ▼ |
| Counterfeiting/Forgery | 0 | 0 | 2 | 0 | 0 | 0 | 0.0% | 100.0% ▼ | 0.0% |
| Destruction/Damage/Vandalism of Property | 43 | 22 | 155 | 112 | 88 | 48 | 48.8% ▼ | 27.7% ▼ | 45.5% ▼ |
| Fraud | 2 | 2 | 8 | 8 | 4 | 6 | 0.0% | 0.0% | 50.0% ▲ |
| Larceny/Theft | 45 | 24 | 192 | 129 | 110 | 63 | 46.7% ▼ | 32.8% ▼ | 42.7% ▼ |
| Motor Vehicle Theft | 24 | 52 | 97 | 178 | 48 | 98 | 116.7% ▲ | 83.5% ▲ | 104.2% ▲ |
| Robbery | 2 | 2 | 17 | 20 | 7 | 7 | 0.0% | 17.6% ▲ | 0.0% |
| Stolen Property | 1 | 3 | 12 | 20 | 5 | 10 | 200.0% ▲ | 66.7% ▲ | 100.0% ▲ |
| Society | 5 | 6 | 9 | 14 | 8 | 9 | 20.0% ▲ | 55.6% ▲ | 12.5% ▲ |
| Drug/Narcotic | 1 | 0 | 2 | 0 | 2 | 0 | 100.0% ▼ | 100.0% ▼ | 100.0% ▼ |
| Pornography/Obscene Material | 0 | 0 | 0 | 0 | 0 | 0 | 0.0% | 0.0% | 0.0% |
| Prostitution | 0 | 0 | 0 | 0 | 0 | 0 | 0.0% | 0.0% | 0.0% |
| Weapon Law Violations | 4 | 6 | 7 | 14 | 6 | 9 | 50.0% ▲ | 100.0% ▲ | 50.0% ▲ |
| Sector Totals | 172 | 145 | 688 | 607 | 376 | 310 | 15.7% ▼ | 11.8% ▼ | 17.6% ▼ |

Last 7 Days

Notes:

- There was 1 Homicide offense during the last 7 days.
- 42.9% (9/21) of the Assaults were coded Simple Assault.
- There were 15 DV-related offenses.
- 80.0% (12/15) of the DV-related offenses were Persons.
- 57.1% (12/21) of the Assaults were DV-related.
- DV-related Offenses: 24 ▾ 15
- There was 1 Gang-Related offense(s) during the last 7 days.
- Theft from Motor Vehicle: 22 ▾ 10

Top 5 Locations - Compared to last year

- 3201 Pacific Ave: 0 ↗ 4
- 7637 Pacific Ave: 1 ↗ 4
- 3737 Pacific Ave: 1 ↗ 4
- 7250 Pacific Ave: 3 ↔ 3
- 412 E 46th St: 0 ↗ 3
- 8428 S G St: 0 ↗ 3

Top 5 Offense Locations - Compared to last year

- Street/Right Of Way: 32 ↗ 48
- Single Family Residence: 29 ↗ 32
- Parking Lot: 31 ▾ 18
- Apartment: 10 ↗ 13
- Other Business: 4 ↗ 5
- Drug Store: 0 ↗ 5



TO: Elizabeth Pauli, City Manager
FROM: Council Member Catherine Ushka
COPY: City Council and City Clerk
SUBJECT: **Substitute Ordinance - Relating to Public Ways; amending, retitling and renumbering Chapter 9.16 to add three new sections to prevent obstruction and damage to sidewalks from the loading, unloading and transport of goods, establishing a sidewalk right-of-use permit process, and amending the penalty provision to align with Tacoma's Uniform Enforcement Code – February 7, 2023**
DATE: 1/18/2023

SUMMARY & PURPOSE:

An ordinance relating to Public Ways; amending, retitling and renumbering Chapter 9.16 to add three new sections to prevent obstruction and damage to sidewalks from the loading, unloading and transport of goods, establishing a sidewalk right-of-use permit, and amending the penalty provision to align with Tacoma's Uniform Enforcement Code.

[Council Member Catherine Ushka]

COUNCIL SPONSORS:

Deputy Mayor Walker and Council Members Hines and Ushka

BACKGROUND:

This Council Member's Recommendation is Based On:

The Tacoma Municipal Code does not have protections for City sidewalks from obstruction and damage caused by loading, unloading and transportation of goods using machinery. The City's sidewalks are part of its transportation system and therefore it is important they are maintained in a safe usable condition. Sidewalks represent a major investment by the citizens of Tacoma. Inaccessible and damaged sidewalks can pose a hazard to pedestrians so maintaining conditions of sidewalks help reduce the likelihood of someone getting injured.

This policy proposal is intended to preserve critical infrastructure for the following reasons:

- The City holds developers accountable to building sidewalk infrastructure, which is expensive to initially build and to replace. Putting preservation standards in place will respect and make the most of this investment of private funds.
- The City also makes substantial investment in sidewalk infrastructure with public funds. We owe it to tax payers to preserve these investments for the public good.
- Recent large investments by the City are intended to be economic development enhancements in lower opportunity neighborhoods, such as the Lincoln District Revitalization project and Links to Opportunity in the hilltop. Preserving these investments is an economic driver and will ensure investments in low opportunity communities have long-term positive impacts.
- Access to sidewalks is an equity issue. Lower opportunity neighborhoods already have fewer sidewalks than higher opportunity neighborhoods. We must preserve what is currently available.

COMMUNITY ENGAGEMENT/ (CUSTOMER RESEARCH):

The Tacoma Transportation Commission and City of Tacoma staff developed the City's first Transportation Master Plan (TMP) that was adopted in 2015. The Plan was developed with extensive community outreach that highlighted how residents value certain characteristics of the community, including safe streets and sidewalks.



Constituents contacted Council Members to raise concerns about sidewalks being damaged and blocked from public use, launching research of City policies to preserve sidewalk infrastructure.

Business community leaders, including neighborhood business districts, neighborhood councils, and the Downtown Tacoma Partnership, were asked to review and offer feedback on the policy. A community foodbank operator requested more time to discuss the proposed ordinance language. Sponsors paused consideration of this ordinance to meet and discuss untended impacts before bringing forward a substitute ordinance that offers more ways for the City to work with local businesses and nonprofits that need to load and unload goods into their storefronts.

2025 STRATEGIC PRIORITIES:

Equity and Accessibility:

Access to sidewalk infrastructure is an equity issue in Tacoma. The historic disparities caused by redlining and inequitable public investment are still present in our communities today, leaving lower-opportunity communities with fewer sidewalks. The City has recognized this disparity and made historic investments in lower-opportunity neighborhoods. Access for people with disabilities is also an important aspect of the pedestrian system. As such, the City has placed substantial recent investments in the completion of a Mobility Master Plan (MoMaP), planning, design, and construction of walking and bicycling facilities. This proposed policy change will provide legal authority to preserve the investments being made so they can have long-term positive impacts where most needed.

Economy/Workforce: *Equity Index Score: Moderate Opportunity*

Increase the number of infrastructure projects and improvements that support existing and new business developments.

Increase positive public perception related to the Tacoma economy.

Livability: *Equity Index Score: Moderate Opportunity*

Increase the number of Complete Compact Communities/ 20-Minute Neighborhoods throughout the city.

Increase positive public perception of safety and overall quality of life.

How does your policy, program, or service help or harm the health of the natural environment?² (e.g. reduction in carbon emissions, open space conditions, sustainability, clean air, water and soil, and noise and light pollution).

Sidewalk infrastructure improves our economic vitality, especially in mixed use centers and business districts that benefit from pedestrian access and curbside appeal. Adding protections for businesses from their sidewalks being damaged will also improve economic security for local businesses. These protections also benefit the livability of Tacoma, by preserving accessible infrastructure needed for compact communities and to provide alternative transportation options that will reduce emissions and preserve the natural environment.

ALTERNATIVES:

| Alternative | Positive Impacts | Negative Impacts |
|---|--|--|
| 1. Take no action. | Maximum flexibility for sidewalk use. | Lack of policy to preserve sidewalks. |
| 2. Review policy proposal options in Council Committee. | More time for Council Members to review policy and consider options. | Slower response to constituent request for policy to preserve sidewalk infrastructure. |



City of Tacoma

City Council Action Memorandum

EVALUATIONS AND FOLLOW UP:

City Manager should direct staff to report back to Council on implementation of policy changes at the Community, Vitality and Safety Committee.

SPONSOR RECOMMENDATION:

The recommendation is to adopt the proposed ordinance in order to prevent obstruction and damage to sidewalks from the loading, unloading and transport of goods, establishing a sidewalk right-of-use permitting process, and amending the penalty provision to align with Tacoma's Uniform Enforcement Code.

FISCAL IMPACT:

No fiscal impact to adopting the code/language change.

| Date | Meeting | Subject | Department | Background |
|-------------------|---|---|---|---|
| January 24, 2023 | Joint City Council / TPU Board Study Session (City Council Chambers / dial-in 12 pm) | Customer Services - Residential Covid Balance Recovery and Assistance | Tacoma Public Utilities Customer Service - Francine Artis (in-person) | Tacoma Public Utilities will provide an update on their Residential Covid Balance Recovery and Assistance. |
| | | Summary of State v. Blake | Legal - Bill Fosbre , City Manager's Office Government Relations - Sonja Hallum , Municipal Court Judge Drew Henke and Office of Management and Budget - Katie Johnston (in-person) | Staff will provide a summary of the State v. Blake case, current law as adopted by the legislature, and an update on proposals in the 2023 legislative session. In addition, there will be an update on the Tacoma Municipal Court compliance with the State v. Blake related to refunds for fines, fees and orders to vacate. |
| | City Council Meeting (City Council Chambers / dial-in 5:00 PM) | | | |
| January 31, 2023 | Joint City Council / Tacoma Library Board Study Session (City Council Chambers / dial-in 12 pm) | Tacoma Public Library Updates | Tacoma Public Library Director - Kate Larson & Board Chair Members (in-person) | Staff will provide Tacoma Public Library Updates |
| | | | | |
| | City Council Meeting (City Council Chambers / dial-in 5:00 PM) | | | |
| February 7, 2023 | Study Session (City Council Chambers / dial-in 12 pm) | | | |
| | | | | |
| | City Council Meeting (City Council Chambers / dial-in 5:00 PM) | | | |
| February 14, 2023 | Study Session (City Council Chambers / dial-in 12 pm) | Tacoma Police Department 2nd Hot Spot Report | Tacoma Police Department - Chief Moore (in-person) and Consultants (virtual) | |
| | | IPS Committee South Tacoma Groundwater Protection District (STGPD) Recommendations Public Comment De-brief. | | This study session is intended to provide a discussion of public comment and testimony provided at the City Council public hearing on a potential moratorium within the South Tacoma Groundwater Protection District (STGPD). Furthermore, staff will be seeking direction from the City Council on potential amendments to the proposed ordinance. |
| | City Council Meeting (City Council Chambers / dial-in 5:00 PM) | | | |
| February 21, 2023 | Study Session (City Council Chambers / dial-in 12 pm) | | | |
| | | | | |
| | City Council Meeting (City Council Chambers / dial-in 5:00 PM) | | | |

| <i>Economic Development Committee (EDC)</i> | | | |
|--|--|--|--|
| Committee Members: Blocker (Chair), Daniels (Vice-Chair), Diaz, Bushnell, Alternate-Rumbaugh Executive Liaison: Jeff Robinson; Coordinator - Cathy Sims | | 2nd, 4th, and 5th Tuesdays 10:00 a.m. Hybrid: In-Person & Virtual meeting | CBC Assignments: •Tacoma Arts Commission •Greater Tacoma Regional Convention Center Public Facilities District •City Events and Recognition Committee •Tacoma Creates Advisory Board •Equity in Contracting Advisory Committee |
| | Topic | Presenter | Description |
| January 24, 2023 | RAIN Incubator | David Hirschberg, Ph.D, Co-founder of RAIN | David Hirschberg, Ph.D, co-founder of the Readiness Acceleration and Innovation Network ("RAIN") will provide an update and discuss future plans for this biotech-based incubator and training facility. |
| | William Factory Incubator | Tim Strege, Executive Director | Tim Strege, Executive Director of the William Factory Incubator, will give an update and discuss future plans for this longterm program supporting diverse entrepreneurs in Tacoma in an effort to support community revitalization. |
| | Elections for Committee Chair and Vice Chair | Doris Sorum, City Clerk | |
| January 31, 2023 | Greater Seattle Partners | Brian Suratt, President and CEO, Greater Seattle Partners | Greater Seattle Partners will provide an overview of the regional organization, its structure, mission, goals and current initiatives with a focus on work and partnerships in Tacoma and Pierce County. |
| February 14, 2023 | Port of Tacoma Update | Eric Johnson, Director Port of Tacoma | Port of Tacoma Udate |
| | Maritime Academy (tentative) | | |
| February 28, 2023 | Spaceworks Tacoma Update | Michael Liang, Director of Spaceworks Tacoma | |

| <i>Infrastructure, Planning and Sustainability Committee (IPS)</i> | | | |
|--|---|--|--|
| Committee Members: Walker (Chair), Diaz (Vice Chair), Hines & Ushka; Alternate-Bushnell Executive Liaison: Mike Slevin; Coordinator: Cathy Sims, | | 2nd and 4th Wednesdays 4:30pm Hybrid: In-Person & Virtual Meeting | CBC Assignments: •Sustainable Tacoma Commission •Planning Commission •Landmarks Preservation Commission •Board of Building Appeals •Transportation Commission |
| | Topic | Presenters | Description |
| January 25, 2023 | Home in Tacoma--Phase 2: Zoning and Development Standards Framework | Elliott Barnett, Senior Planner, PDS | |
| | 2023 Annual Amendments Update | Stephen Atkinson, Principal Planner, PDS | |
| | Tree Code Policy Discussion | Jim Parvey, OEPS, Mike Carey, Urban Forestry | |
| February 8, 2023 | Tacoma Water Climate Plan (tentative) | Scott Dewhirst, Utilities Director Water Suport, Tacoma Water | |
| | 2022-2024 Long Range Planning Work Program Update | Brian Boudet, Planning & Development Services Division Manager | Does this cover the Planning Commission update as well? Mike? |
| February 22, 2023 | Outline of Tree Ordinance Review | Mike Carey, Urban Forestry | Briefing and feedback on the outline and general contents of the Tree Ordinance. Specifically addressing the questions from the previous discussion. |
| | Neighborhood Planning Program Update | Lauren Hoogkamer, Principal Planner, Neighborhood Planning Program | |

| Government Performance and Finance Committee | | | |
|--|--|--|--|
| Committee Members: Hines (Chair), Walker (Vice Chair), Rumbaugh, and Bushnell Alternate - Daniels Executive Liaison: Andy Cherullo; Coordinator - Joe Franco <input type="checkbox"/> | | 1st and 3rd Tuesdays 10am Room 248 | CBC Assignments: •Public Utility Board •Board of Ethics •Audit Advisory Board •Civil Service Board |
| | Topic | Presenter | Description |
| January 3, 2023 | Cancelled | | |
| January 17, 2023 | Cancelled - MLK Day | | |
| February 7, 2023 | Election of Chair and Vice Chair | Doris Sorum, City Clerk | Election of Committee Chair and Vice Chair |
| | State Auditor's Office 2021 Exit Conference for the Federal and Accountability Audit | Susan Calderon, Assistant Finance Director/Controller; State Auditor's Office | 2021 Exit Conference to review federal and accountability audit results. |
| | Local Improvement Districts Overview | Chris Larson, Engineering Division Manager; Ralph Rodriguez, LID Administrator, Public Works | Public Works staff will provide an informational briefing on Local Improvement Districts. |
| | Monthly Budget Update - Parking and Enterprise Funds | Reid Bennion, Lead Budget Analyst, OMB | Monthly budget update and/or briefing on budget related items of interest. |
| February 21, 2023 | Energy Imbalance Markets | Todd Lloyd, Power Section Assistant Manager; Chris Juchau, Power Energy Portfolio Services Manager, Tacoma Power | Staff from Tacoma Power will provide an overview and update regarding Tacoma Power's participation in the Energy Imbalance Market. |

| Community Vitality and Safety | | | |
|--|--|--|--|
| Committee Members: Ushka (Chair), Blocker (Vice-Chair), Rumbaugh, Daniels, Alternate-Hines | | 2nd and 4th Thursdays | CBC Assignments: Community's Police Advisory Committee • Human Services Commission • Human Rights Commission • Housing Authority • Commission on Disabilities • Library Board • Tacoma Community Redevelopment Authority • Commission on Immigrant and Refugee Affairs |
| Executive Liaison: Jacques Colon; Staff Support - Joe Franco | | 4:30 p.m. | |
| | | Room 248 | |
| | Topic | Presenter | Description |
| January 26, 2023 | CIRA End of Year Report | Raeshawna Ware, Senior Policy Analyst, CIRA Members | The Commission on Immigrant and Refugee Affairs will present their "Annual Report and Workplan" |
| February 9, 2023 | Closed Captioning Update | Jeff Lueders, Interim Director, Media and Communications | |
| | Code Compliance Overview | DeJa Irving, Code Compliance Supervisor, Neighborhood and Community Services | Staff will provide a high-level overview of code compliance work related to nuisance properties and derelict buildings. |
| | Chronic Nuisance Law and Application | Danielle Larson, Division Manager, Tax & License | An update on the Chronic Nuisance Code since amendments were made in 2018. |
| February 23, 2023 | Interviews for the Human Rights Commission | Doris Sorum, City Clerk | |
| | Community Trauma Response Team | Vicky McLaurin, Interim Assistant Director, Neighborhood Community Services | Community Trauma Response Team will respond to crisis after a traumatic incident to assist the community in healing, and to provide a safe place for the community to express their opinions and concerns. |