



WEEKLY REPORT TO THE CITY COUNCIL

March 9, 2023

Members of the City Council
City of Tacoma, Washington

Dear Mayor and Council Members:

ACTION REQUIRED

1. This is a reminder to complete your **F1 and Disclosure of Remote Interest forms** and return to the City Clerk's Office by **April 15, 2023**.

ITEMS OF INTEREST

2. Office of Equity and Human Rights Director Lisa Woods provides the attached **Rental Housing Code, Tacoma Municipal Code 1.95 update memorandum**.
3. Planning and Development Services Director Peter Huffman provides the attached **Tacoma Permit Advisory Group Work Plan** update memorandum.
4. South Sound Sustainability Expo: **Saturday, April 22, 2023, not only celebrates Earth Day across the globe, but also marks the 15th Annual South Sound Sustainability Expo!** This free community event celebrates all things sustainability by connecting community members with local organizations and government agencies working to improve the environment. Along with nearly 100 vendors showcasing their sustainable services and opportunities for volunteer involvement, the Expo will feature vegan food trucks, a free clothing swap, and an e-cycling event where community members can donate unusable electronic items.

The South Sound Sustainability Expo is hosted by the City's Office of Environmental Policy and Sustainability. **Join us on Saturday, April 22, 2023, from 10 a.m. to 3 p.m. on the UW Tacoma campus (Prairie Line Trail) and in Tollefson Plaza to celebrate Earth Day and connect with community members and organizations working to prioritize climate resiliency and environmentalism year-round!** For more information on attending or registering as a vendor, visit [South Sound Sustainability Expo 2023](#).

5. Please see the attached City of Tacoma **Weekly Meeting Schedule**.
6. Police Chief Avery Moore provides the attached **Weekly Crime Report**.

7. City-funded Temporary and Emergency Shelter Performance: The City posts weekly information about its Temporary and Emergency Shelter locations including current census, number of available beds and exits to housing. This information can be found at: https://www.cityoftacoma.org/UserFiles/Servers/Server_6/File/cms/NCS/City%20Authorized%20Emergency%20Shelter%20Sites/Weeklydataupdate.pdf and is updated weekly.
8. Safe Parking Site Update: **Catholic Community Services is working to finalize hiring and onboarding staff in preparation to open the safe parking location at Holy Rosary.** Staff is currently **anticipating opening this location in mid - March.** The site will be located in the parking lot on the back side of the Holy Rosary campus.

The site is expected to serve up to 40 people at a time and/or up to 20 vehicles; residents may be individuals, couples, or families. The site will provide access to hygiene services such as bathroom, showers, and laundry as well as case management for site residents. Cars, trucks, and vans will initially be accepted on site, after 90 days the City and provider will evaluate whether to allow recreational vehicles.
9. Encampment Outreach: The City's Homeless Engagement and Alternatives Liaison (HEAL) Team (formerly the Homeless Outreach Team) performs encampment outreach throughout the week to provide individuals opportunities to connect to shelter, behavioral health, substance use and employment services. **For the week of February 27 – March 3, 2023, staff visited ten locations. This resulted twenty – three individuals being contacted and referred to community services and one individual accepting shelter.**
10. Emergency Rental Assistance: The Pierce County Rental Assistance program stopped on August 1, 2022; however, applications will be processed normally until all funds have been distributed, this includes both Pierce County and City of Tacoma funds. This closure will not affect applications already in process. Since 2021, the City has provided 1,125 households with \$8,419,910 in rental assistance **(this is an increase of 4 household and \$26,557, in assistance over last report)**. The City has now fully expended its ERA 1 award and its set aside for utility assistance from ERA 2 funds. When we launched this program in 2020, we set a goal of having at least 45% of the households served headed by a person of color, to date, 65% of the households served are headed by a person of color. The City's Rental Assistance Fund at the Greater Tacoma Community Foundation has received 32 gifts totaling \$33,380.

STUDY SESSION / WORK SESSION

11. **The City Council Study Session of Tuesday, March 14, 2023, will be conducted as a hybrid meeting.** This meeting can be attended in-person at the Tacoma Municipal Building, Council Chambers located at 747 Market Street on the 1st floor or be heard by dialing (253) 215 – 8782 or through Zoom at: www.zoom.us/j/89496171192 and entering the meeting ID 894 9617 1192; and passcode 896569 when prompted. This meeting will be broadcast on TV Tacoma and live streamed on Facebook.

The City Council Study Session discussion items will include: (1) **Homeless Services and Strategy Update**; (2) **Other Items of Interest – Letter to Sound Transit Board of Directors & Council Consideration Requests: Youth Commission of Tacoma 2023 Youth Summit, Raising Girls Care Package Initiative and Wheelstops** (3) **Committee Reports**; (4) **Agenda Review and City Manager’s Weekly Report**; (5) **Closed Session - Labor Strategy**.

On our first agenda item, staff from the Neighborhood and Community Services Department will provide an update on the City’s homeless services and strategy.

Under other items of interest, the following items will be discussed:

- **Letter to Sound Transit Board of Directors**
- Council Consideration Request: Mayor Woodards – **Youth Commission of Tacoma 2023 Youth Summit Sponsorship**
- Council Consideration Request Deputy Mayor Walker – **Raising Girls Care Package Initiative**
- Council Consideration Request: Council Member Bushnell – **Wheelstops**

12. The updated **Tentative City Council Forecast and Consolidated Standing Committee Calendars** are attached for your information.

MARK YOUR CALENDARS

13. You are invited to the below events:

- **Tacoma’s Annual St. Paddy’s Day Run - Saturday March 11, 2023**, 8 am, Downtown Tacoma, 815 Pacific Ave, Tacoma WA. For information and registration please visit: <https://tcmaevents.com/st-paddys-day-run-tacoma/>
- **Mayor Victoria Woodards “State of the City” – March 16, 2023**, 6:30 pm, Mount Tahoma High School, 4634 S. 7th St, Tacoma, WA 98409.
- **Project CATCON (Titus Will Toyota - Catalytic Converter Theft Deterrent): Friday, March 17, 2023**, 8:00 am - 3:00 pm, 3506 South Sprague Ave., Tacoma, WA 98409. For more information, please contact Bervin Smith at: (253) 290 – 9238.
- **Downtown on the Go Friday Forum “More Than the Tailpipe: Climate Resilience & Mobility” – March 24, 2023**, 12 pm – 1 pm, Metro Parks Tacoma Headquarters, 4702 S. 19th St., Tacoma, WA 98405. To register or for more information, please visit: <https://downtownonthego.com/about/news-events/friday-forums-2023-march>

- **Neighborhood Clean Up- (Hill Top Area) - Saturday, April 8, 2023**, 9:00 am - until complete, Location TBD. For more information, please contact Pastor Donell Jones at: (253) 508 – 8879.
- **Pass the Torch** - The Office of Arts & Cultural Vitality will be honoring the transition of Lydia K. Valentine, our current Poet Laureate, as she welcomes the new Poet Laureate. **Wednesday, April 12, 2023**, 6:00 pm – 7:00 pm, Tacoma Public Library - Moore Branch, 215 S. 56th St., Tacoma, WA.
- **Celebrate the Tacoma Dome's 40th at T-Town: City Services Expo and Trades & Career Fair – Friday, April 28, 2023, 10 am – 1 pm and Saturday, April 29, 2023, 10 am – 3 pm**, Tacoma Dome Arena and Exhibition Hall, 2727 E D St, Tacoma, WA. For more information visit www.tacomadome.org
- **Childhood Safety Event (Gun Buy Back) - Sunday, April 30, 2023**, 11:00 am - 3:00 pm, Cheney Stadium 2502 South Tyler St., Tacoma, WA 98405.
- **Cars & Cops at Griots Garage (Fundraiser for local Non Profit-TBD) - Saturday, May 13, 2023**, 10:00 am - 1:00 pm, Griots Garage 3333 S. 38th St., Tacoma, WA 98409. For more information, please contact Guy DeVivo at: (253) 922 – 2400 ext. 131

Sincerely,



Elizabeth Pauli
City Manager

EAP: ram



TO: Elizabeth Pauli, City Manager
FROM: Lisa Woods, Director, Office of Equity and Human Rights
COPY: City Council
SUBJECT: Update on Tacoma Municipal Code 1.95, Rental Housing Code
DATE: March 3, 2023

SUMMARY:

The purpose of this memo is to provide the City Council with information on the outreach plan related to the proposed changes to the Rental Housing Code, Tacoma Municipal Code Chapter 1.95 (RHC), which went into effect on February 1, 2019.

To ensure the community can have their voices heard, staff has developed a community outreach plan which includes a survey, in person and virtual presentations, and targeted focus groups. The targeted focus groups will focus on small housing providers who own single-family homes, duplex, tri-plex or 4-plex units. In addition to small landlords, there will also be focus groups for housing providers operating shared housing and property management companies as the proposed changes will have an impact on their housing.

In addition to gathering feedback on impacts the current RHC and Washington State Residential Landlord-Tenant Law (RCW59.18, RLTA) has on housing, the survey will also gather information on the proposed RHC updates, which include:

- Shared Housing Standards
- Rent Increase Notices
- Late Fee Standards
- Restrictions on Evictions without a Rental Business License
- Screening Criteria

BACKGROUND:

City of Tacoma Staff began working on updates to the RHC in July 2022. Staff presented five proposed updates to the RHC at the Council Community Vitality & Safety (CVS) committee on October 27, 2022. On December 21st, staff sent a follow up memo answering questions raised by Council members during the CVS meeting and at subsequent meetings with other Council members.

This work is not in conjunction with the current citizen initiative process in which external advocate groups are working on related to tenant protections.

COMMUNITY OUTREACH/ENGAGEMENT PLAN:

The following is a breakdown of the outreach plan:

March 23rd 5:30 to 7:00pm

Place: Tacoma Public Utilities Auditorium-3628 S. 35th Street, Tacoma, WA 98409

This event will include a presentation for housing providers, renters, and advocates on the proposed changes to the RHC. There will also be breakout sessions, where participants will be able to provide their feedback and comment as well as ask questions.



March 29th noon to 1:30pm

Topic: Housing Providers Lunch & Learn

Time: Mar 29, 2023, 12:00 PM

This event will include a presentation for housing providers, renters, and advocates on the proposed changes to the RHC. There will also be breakout sessions, where participants will be able to provide their feedback and comment as well as ask questions.

<https://zoom.us/j/95362744671?pwd=VFBxM05FUnpwazRCWGczL1R4U3ZUdz09>

March 29th 5:30pm to 7:00pm

Topic: Housing Providers Information Session

Time: Mar 29, 2023, 05:30 PM

This event will include a presentation for housing providers, renters, and advocates on the proposed changes to the RHC. There will also be breakout sessions, where participants will be able to provide their feedback and comment as well as ask questions.

<https://zoom.us/j/99828467318?pwd=dW42VURtbjh6bzRmRVA3UG83NG5TUT09>

March 30th - 5:30pm to 7:00pm

Topic: Renters Information Session

Time: Mar 30, 2023, 05:00 PM

This event will include a presentation for housing providers, renters, and advocates on the proposed changes to the RHC. There will also be breakout sessions, where participants will be able to provide their feedback and comment as well as ask questions.

<https://zoom.us/j/92746181623?pwd=TE41QmdFeUh3aG1PY05wWWViWnFZUT09>



TO: Elizabeth A. Pauli, City Manager
FROM: Peter Huffman, Planning and Development Services Director
COPY: Kurtis D. Kingsolver, P.E., Interim Deputy City Manager
SUBJECT: Tacoma Permit Advisory Group Work Plan Update
DATE: March 8, 2023

The City Council adopted Resolution No. 40967 to transition the Tacoma Permit Advisory Task Force, first established in December 2017, to the Tacoma Permit Advisory Group (TPAG). This new structure formalized the TPAG's existing work and imbedded membership and recruitment standards to better align with the City's goals. The new resolution allows each member of the TPAG to be appointed for a two-year term, for a maximum of three terms, or six years in total.

The resolution outlined the duties and responsibilities of this group to include making permit system recommendations, which includes:

- **Making Permit System Recommendations:** meet monthly with City staff to review, discuss, and provide recommendations to the City Manager and City Council for the improvement of City policies, codes, and procedures for the issuance of residential and commercial permits; review best practices in peer communities; and monitor and implement progress and recommend adjustments.
- **Reviewing City Policies Under Consideration:** review and provide recommendations to the City Manager and City Council regarding proposed City policies and laws which affect the development code and permitting system.

Since the establishment of the TPAG in May 2022, the group has predominantly focused on three areas, including Home In Tacoma, parking, and sidewalks.

Home In Tacoma

Elliott Barnett, Planning and Development Services (PDS), has engaged the TPAG throughout 2022 regarding Home In Tacoma, including answering questions and soliciting feedback. Currently, the TPAG is finalizing recommendations for Home In Tacoma Phase 2 and anticipates sharing their comments with the City Manager in April of 2023.

Parking

TPAG members believed current parking requirements are limiting opportunities for development or the types of development within certain areas around the City. The TPAG requested PDS staff present information regarding parking requirements for new development and for redevelopment projects. Shirley Schultz, PDS, presented the existing parking code requirements and available code-allowed flexibility and challenges related to parking. The TPAG sent a memorandum with recommendations to the City Manager in January of 2023.

Off-Site Improvements

The TPAG is working with PDS Site and Building Division staff on increased predictability while maintaining some flexibility with regards to required off-site improvements consistent with the City's development code and design standards. The discussions continue to work to address the TPAG's perception of the City requiring construction of sidewalks to "nowhere" or removing and replacing acceptable improvements that are considered non-compliant based on updated codes. As a result of these

conversations, a pilot in-lieu of construction program was created in 2022 for curb ramps with a \$500,000 budget allocation. Additionally, a subcommittee is working to develop recommendations to provide clarity for off-site improvements around new and redevelopment sidewalk standards in relation to existing adjacent sidewalks or neighborhoods where there are no existing sidewalks present.

Since the transition from a taskforce to an advisory group, there has been one recruitment effort resulting in the addition of three new members. The agenda for the March 2023 meeting includes an update following the initial new membership recruitment. The TPAG will again seek new recruitment efforts in the coming months. The process outlined in Resolution No. 40967 specifies a streamlined and simplified recruitment process run by the TPAG staff in-lieu of the typical City Clerk process, however staff will work with the City Clerk's Office on future recruitment efforts to potentially generate a larger and more diverse candidate pool.

Information regarding current membership and future recruitment opportunities will soon be available on the TPAG's website www.cityoftacoma.org/permitadvisorygroup. Below is the current list of the TPAG members.

Appointments Effective June 1, 2022 – May 31, 2024:

- James (Jim) Dugan: Public Sector – First Term (Chair)
- Michael (Mike) Fast: Residential Contractor/Developer – First Term (Vice Chair)
- Ben Ferguson: Architect – First Term (Vice Chair)
- Justin Goroch: Civil Engineer – First Term (Vice Chair)
- Layne Alfonso: Hospitality – First Term
- Clinton Brink: Land Use Attorney – First Term
- Mandy McGill: Retail – First Term
- Claude Remy: Commercial Contractor/Developer – First Term
- John Wolters: At-large Stakeholder – First Term

Appointments Effective February 1, 2023 – January 31, 2025:

- Jason Gano: At-large Stakeholder – First Term
- Ken Miller: Urban Design Stakeholder – First Term
- Robert Laing: At-large Stakeholder – First Term

Current Vacancies – Upcoming Recruitment Effort (six volunteer positions)

- Healthcare Stakeholder
- Affordable Housing Stakeholder
- At-large Stakeholder (four positions)

Consistent with the duties and responsibilities of the TPAG, we anticipate this group will continue to make permit system recommendations, review City policies under consideration, establish guiding principles, and provide various recommendations to City staff and the City Council.



MEETINGS FOR THE WEEK OF MARCH 13, 2023, THROUGH MARCH 18, 2023

TIME	MEETING	LOCATION
MONDAY, MARCH 13, 2023		
5:00 PM	Local Improvement District Hearings *	747 Market St., Municipal Bldg., Council Chambers Please visit www.cityoftacoma.org/hearingexaminer
5:00 PM	Tacoma Arts Commission	747 Market St., Municipal Bldg., Conf. Rm. 248 Join Zoom Meeting at: https://zoom.us/j/98169721348 Telephonic: Dial 253-215-8782 Meeting ID: 981 6972 1348 Passcode: 299982
6:00 PM	Metro Parks Tacoma Board of Commissioners	4702 S. 19th St., Metro Parks Board Rm. Please visit www.metroparkstacoma.org
6:00 PM	Community's Police Advisory Committee	747 Market St., Municipal Bldg., Conf. Rm. 243 Join Zoom Meeting at: https://zoom.us/j/85076233615 Telephonic: Dial 253-215-8782 Meeting ID: 850 7623 3615 Passcode: 889454
TUESDAY, MARCH 14, 2023		
9:00 AM	Hearing Examiner's Hearing *	747 Market St., Municipal Bldg., Council Chambers Please visit www.cityoftacoma.org/hearingexaminer
10:00 AM	Economic Development Committee	747 Market St., Municipal Bldg., Conf. Rm. 248 Join Zoom Meeting at: https://zoom.us/j/88227539908 Telephonic: Dial 253-215-8782 Meeting ID: 882 2753 9908 Passcode: 614650
11:00 AM	Bid Opening**	3628 S. 35th St., Public Utilities Bldg., ABN-M1 Please visit www.tacomapurchasing.org
NOON	City Council Study Session	747 Market St., Municipal Bldg., Council Chambers Join Zoom Meeting at: https://zoom.us/j/89496171192 Telephonic: Dial 253-215-8782 Meeting ID: 894 9617 1192 Passcode: 896569
5:00 PM	City Council Meeting	747 Market St., Municipal Bldg., Council Chambers Join Zoom Meeting at: https://zoom.us/j/84834233126 Telephonic: Dial 253-215-8782 Meeting ID: 848 3423 3126 Passcode: 349099
WEDNESDAY, MARCH 15, 2023		
9:00 AM	Unfit Building Hearings ***	Please contact DeJa Irving at DIrving@cityoftacoma.org
2:00 PM	Tacoma Permit Advisory Group	747 Market St., Municipal Bldg., Conf. Rm. 335 Join Zoom Meeting at: https://zoom.us/j/83142338104 Telephonic: Dial 253-215-8782 Meeting ID: 831 4233 8104 Passcode: 193952
3:00 PM	Tacoma-Pierce County Board of Health Study Session	4702 S. 19th St., Tacoma, WA 98405 Please visit www.tpchd.org/i-want-to-/about-us/board-of-health/board-of-health-meetings
4:00 PM	City Events and Recognitions Committee	747 Market St., Municipal Bldg., Conf. Rm. 248 Join Zoom Meeting at: https://zoom.us/j/87320156844 Telephonic: Dial 253-215-8782 Meeting ID: 873 2015 6844
4:30 PM	Mayor's Youth Commission - Leadership Team	919 S. 9th St, Tacoma, WA 98405 Join Zoom Meeting at: https://zoom.us/j/81791057813 Telephonic: Dial 253-215-8782 Meeting ID: 817 9105 7813 Passcode: 786070
5:00 PM	Metro Parks Tacoma Board of Commissioners – Capital Improvement Committee	4702 S. 19th St., Metro Parks Board Rm. Please visit www.metroparkstacoma.org
5:00 PM	Planning Commission	747 Market St., Municipal Bldg., Council Chambers Join Zoom Meeting at: https://zoom.us/j/81358095104 Telephonic: Dial 253-215-8782 Meeting ID: 813 5809 5104
5:30 PM	Tacoma Public Library Board of Trustees	Tacoma Community House, 1314 South L Street Please visit www.tacoma.bibliocommons.com/events

5:30 PM Transportation Commission

747 Market St., Municipal Bldg., Conf. Rm. 243
Join Zoom Meeting at: <https://zoom.us/j/87316891624>
Telephonic: Dial 253-215-8782
Meeting ID: 873 1689 1624 Passcode: 747000

THURSDAY, MARCH 16, 2023

9:00 AM Hearing Examiner's Hearing *

747 Market St., Municipal Bldg., Council Chambers

Please visit www.cityoftacoma.org/hearingexaminer

5:00 PM Sustainable Tacoma Commission

747 Market St., Municipal Bldg., Conf. Rm. 248

Please contact Kristin Lynett at klynett@cityoftacoma.org

5:30 PM Human Rights Commission Study Session –
CANCELLED

6:30 PM Human Rights Commission –
CANCELLED

FRIDAY, MARCH 17, 2023

NO MEETINGS SCHEDULED

SATURDAY, MARCH 18, 2023

3:00 PM Mayor's Youth Commission – General Assembly

919 S. 9th St, Tacoma, WA

Join Zoom Meeting at: <https://zoom.us/j/83389447063>

Telephonic: Dial 253-215-8782

Meeting ID: 833 8944 7063 Passcode: 779930



Meeting sites are accessible to people with disabilities. People with disabilities requiring special accommodations should contact the appropriate department(s) 48 hours prior to the meeting time.

* Hearing Examiner's Hearings and Local Improvement District Meetings meet on an as-needed basis. Please contact the Hearing Examiner's Office at (253) 591-5195 to confirm whether a meeting will be held this week. Hearings may be held at various times throughout the day.

** Bid Opening will be held on an as-needed basis. Please contact the Finance Procurement and Payables Office at 253-502-8468 or www.tacomapurchasing.org to confirm whether Bid Opening will be held.

*** Hearings may be held at various times throughout the day.



Citywide Weekly Briefing for 27 February 2023 to 05 March 2023

The data is not National Incident Based Reporting System (NIBRS) compliant. Do not compare the results with any report using that standard. The data is dynamic and is subject to change and/or revision. The number of distinct offenses listed on a report are counted. This does not represent reports or individuals. All data is compared to last year for the same number of days or date range. Small numbers may cause large percent increases and decreases. Beginning 1 October 2022, there was a change in how TPD reports certain Aggravated Assaults and Destruction offenses.

Offense Breakdown	7 Days		28 Days		Year to Date		7 Days	28 Days	YTD
	28-Feb-2022	27-Feb-2023	07-Feb-2022	06-Feb-2023	01-Jan-2022	01-Jan-2023			
	06-Mar-2022	05-Mar-2023	06-Mar-2022	05-Mar-2023	05-Mar-2022	05-Mar-2023			
Persons	109	68	376	272	700	700	37.6% ▼	27.7% ▼	0.0%
Assault	93	67	334	255	626	641	28.0% ▼	23.7% ▼	2.4% ▲
Homicide (doesn't include Negligent/Justifiable)	1	1	3	3	7	7	0.0%	0.0%	0.0%
Kidnapping/Abduction	3	0	6	5	11	13	100.0% ▼	16.7% ▼	18.2% ▲
Sex Offenses, Forcible	12	0	33	9	56	39	100.0% ▼	72.7% ▼	30.4% ▼
Property	653	318	2532	1618	4826	4393	51.3% ▼	36.1% ▼	9.0% ▼
Arson	5	1	18	12	60	32	80.0% ▼	33.3% ▼	46.7% ▼
Burglary/Breaking and Entering	50	17	241	121	496	280	66.0% ▼	49.8% ▼	43.5% ▼
Counterfeiting/Forgery	1	1	5	4	12	10	0.0%	20.0% ▼	16.7% ▼
Destruction/Damage/Vandalism of Property	171	79	585	381	1195	1070	53.8% ▼	34.9% ▼	10.5% ▼
Fraud	14	16	51	46	86	101	14.3% ▲	9.8% ▼	17.4% ▲
Larceny/Theft	265	99	931	535	1808	1461	62.6% ▼	42.5% ▼	19.2% ▼
Motor Vehicle Theft	107	88	522	430	890	1211	17.8% ▼	17.6% ▼	36.1% ▲
Robbery	23	7	113	40	166	107	69.6% ▼	64.6% ▼	35.5% ▼
Stolen Property	16	10	60	45	104	108	37.5% ▼	25.0% ▼	3.8% ▲
Society	6	4	25	17	63	60	33.3% ▼	32.0% ▼	4.8% ▼
Drug/Narcotic	2	0	7	4	19	13	100.0% ▼	42.9% ▼	31.6% ▼
Pornography/Obscene Material	0	0	1	1	5	2	0.0%	0.0%	60.0% ▼
Prostitution	0	0	0	0	0	0	0.0%	0.0%	0.0%
Weapon Law Violations	4	4	17	12	39	45	0.0%	29.4% ▼	15.4% ▲
Citywide Totals	768	390	2933	1907	5589	5153	49.2% ▼	35.0% ▼	7.8% ▼

Last 7 Days

Notes:

- There was 1 Homicide offense during the last 7 days.
- 68.7% (46/67) of the Assaults were coded Simple Assault.
- There were 37 DV-related offenses.
- 62.2% (23/37) of the DV-related offenses were Persons.
- 34.3% (23/67) of the Assaults were DV-related.
- DV-related Offenses: 59 ▾ 37
- There were 2 Gang-Related offense(s) during the last 7 days.
- Theft from Motor Vehicle: 102 ▾ 36

Top 5 Locations - Compared to last year

- 4502 S Steele St: 24 ▾ 14
- 2701 S Orchard St: 2 ▴ 5
- 7250 Pacific Ave: 7 ▾ 4
- 6501 S 19th St: 3 ▴ 4
- 31 Broadway: 0 ▴ 4

Top 5 Offense Locations - Compared to last year

- Street/Right Of Way: 127 ▾ 81
- Parking Lot: 155 ▾ 73
- Apartment: 60 ▾ 45
- Single Family Residence: 56 ▾ 43
- Driveway: 11 ▴ 12



Sector 1 Weekly Briefing for 27 February 2023 to 05 March 2023

The data is not National Incident Based Reporting System (NIBRS) compliant. Do not compare the results with any report using that standard. The data is dynamic and is subject to change and/or revision. The number of distinct offenses listed on a report are counted. This does not represent reports or individuals. All data is compared to last year for the same number of days or date range. Small numbers may cause large percent increases and decreases. Beginning 1 October 2022, there was a change in how TPD reports certain Aggravated Assaults and Destruction offenses.

Offense Breakdown	7 Days		28 Days		Year to Date		7 Days	28 Days	YTD
	28-Feb-2022	27-Feb-2023	07-Feb-2022	06-Feb-2023	01-Jan-2022	01-Jan-2023			
	06-Mar-2022	05-Mar-2023	06-Mar-2022	05-Mar-2023	05-Mar-2022	05-Mar-2023			
Persons	27	16	91	61	161	167	40.7% ▼	33.0% ▼	3.7% ▲
Assault	20	16	79	60	145	156	20.0% ▼	24.1% ▼	7.6% ▲
Homicide (doesn't include Negligent/Justifiable)	0	0	0	0	1	0	0.0%	0.0%	100.0% ▼
Kidnapping/Abduction	2	0	3	0	4	3	100.0% ▼	100.0% ▼	25.0% ▼
Sex Offenses, Forcible	5	0	9	1	11	8	100.0% ▼	88.9% ▼	27.3% ▼
Property	158	57	560	327	1133	994	63.9% ▼	41.6% ▼	12.3% ▼
Arson	2	1	8	6	20	15	50.0% ▼	25.0% ▼	25.0% ▼
Burglary/Breaking and Entering	10	4	55	29	119	75	60.0% ▼	47.3% ▼	37.0% ▼
Counterfeiting/Forgery	1	1	2	1	4	3	0.0%	50.0% ▼	25.0% ▼
Destruction/Damage/Vandalism of Property	50	17	150	91	324	270	66.0% ▼	39.3% ▼	16.7% ▼
Fraud	0	2	5	6	9	25	NC	20.0% ▲	177.8% ▲
Larceny/Theft	61	15	186	109	386	327	75.4% ▼	41.4% ▼	15.3% ▼
Motor Vehicle Theft	22	13	114	68	210	227	40.9% ▼	40.4% ▼	8.1% ▲
Robbery	5	0	12	5	19	22	100.0% ▼	58.3% ▼	15.8% ▲
Stolen Property	7	4	26	11	40	27	42.9% ▼	57.7% ▼	32.5% ▼
Society	2	0	9	4	23	15	100.0% ▼	55.6% ▼	34.8% ▼
Drug/Narcotic	1	0	3	1	5	4	100.0% ▼	66.7% ▼	20.0% ▼
Pornography/Obscene Material	0	0	0	0	0	0	0.0%	0.0%	0.0%
Prostitution	0	0	0	0	0	0	0.0%	0.0%	0.0%
Weapon Law Violations	1	0	6	3	18	11	100.0% ▼	50.0% ▼	38.9% ▼
Sector Totals	187	73	660	392	1317	1176	61.0% ▼	40.6% ▼	10.7% ▼

Last 7 Days

Notes:

- There were no Homicide offense(s) during the last 7 days.
- 75.0% (12/16) of the Assaults were coded Simple Assault.
- There were 8 DV-related offenses.
- 50.0% (4/8) of the DV-related offenses were Persons.
- 25.0% (4/16) of the Assaults were DV-related.
- DV-related Offenses: 6 ↗ 8
- There were no Gang-Related offense(s) during the last 7 days.
- Theft from Motor Vehicle: 29 ↘ 4

Top 5 Locations - Compared to last year

- 4018 52nd St Ne: 0 ↗ 3
- 1001 E 26th St: 0 ↗ 3
- 2102 S C St: 1 ↗ 2
- There were 8 other locations with 2.

Top 5 Offense Locations - Compared to last year

- Street/Right Of Way: 33 ↘ 17
- Parking Lot: 47 ↘ 10
- Single Family Residence: 6 ↗ 8
- Apartment: 13 ↘ 6
- Shelter/Mission: 1 ↗ 3
- Warehouse: 3 ↔ 3



Sector 2 Weekly Briefing for 27 February 2023 to 05 March 2023

The data is not National Incident Based Reporting System (NIBRS) compliant. Do not compare the results with any report using that standard. The data is dynamic and is subject to change and/or revision. The number of distinct offenses listed on a report are counted. This does not represent reports or individuals. All data is compared to last year for the same number of days or date range. Small numbers may cause large percent increases and decreases. Beginning 1 October 2022, there was a change in how TPD reports certain Aggravated Assaults and Destruction offenses.

Offense Breakdown	7 Days		28 Days		Year to Date		7 Days	28 Days	YTD
	28-Feb-2022	27-Feb-2023	07-Feb-2022	06-Feb-2023	01-Jan-2022	01-Jan-2023			
	06-Mar-2022	05-Mar-2023	06-Mar-2022	05-Mar-2023	05-Mar-2022	05-Mar-2023			
Persons	31	13	93	54	149	136	58.1% ▼	41.9% ▼	8.7% ▼
Assault	27	13	81	50	128	118	51.9% ▼	38.3% ▼	7.8% ▼
Homicide (doesn't include Negligent/Justifiable)	0	0	1	1	1	4	0.0%	0.0%	300.0% ▲
Kidnapping/Abduction	0	0	1	2	1	3	0.0%	100.0% ▲	200.0% ▲
Sex Offenses, Forcible	4	0	10	1	19	11	100.0% ▼	90.0% ▼	42.1% ▼
Property	165	95	668	425	1193	1179	42.4% ▼	36.4% ▼	1.2% ▼
Arson	2	0	5	3	27	5	100.0% ▼	40.0% ▼	81.5% ▼
Burglary/Breaking and Entering	10	6	42	31	89	70	40.0% ▼	26.2% ▼	21.3% ▼
Counterfeiting/Forgery	0	0	1	0	3	3	0.0%	100.0% ▼	0.0%
Destruction/Damage/Vandalism of Property	41	23	164	109	303	304	43.9% ▼	33.5% ▼	0.3% ▲
Fraud	3	4	13	12	24	27	33.3% ▲	7.7% ▼	12.5% ▲
Larceny/Theft	72	33	266	155	466	419	54.2% ▼	41.7% ▼	10.1% ▼
Motor Vehicle Theft	27	26	126	101	214	316	3.7% ▼	19.8% ▼	47.7% ▲
Robbery	9	3	46	9	58	19	66.7% ▼	80.4% ▼	67.2% ▼
Stolen Property	1	0	4	3	8	10	100.0% ▼	25.0% ▼	25.0% ▲
Society	0	0	1	1	4	4	0.0%	0.0%	0.0%
Drug/Narcotic	0	0	0	0	1	0	0.0%	0.0%	100.0% ▼
Pornography/Obscene Material	0	0	0	0	1	1	0.0%	0.0%	0.0%
Prostitution	0	0	0	0	0	0	0.0%	0.0%	0.0%
Weapon Law Violations	0	0	1	1	2	3	0.0%	0.0%	50.0% ▲
Sector Totals	196	108	762	480	1346	1319	44.9% ▼	37.0% ▼	2.0% ▼

Last 7 Days

Notes:

- There were no Homicide offense(s) during the last 7 days.
- 61.5% (8/13) of the Assaults were coded Simple Assault.
- There were 8 DV-related offenses.
- 100.0% (8/8) of the DV-related offenses were Persons.
- 61.5% (8/13) of the Assaults were DV-related.
- DV-related Offenses: 23 ▾ 8
- There were no Gang-Related offense(s) during the last 7 days.
- Theft from Motor Vehicle: 23 ▾ 16

Top 5 Locations - Compared to last year

- 6501 S 19th St: 3 ↗ 4
- 31 Broadway: 0 ↗ 4
- 2220 Westridge Ave W: 1 ↗ 3
- 1202 N Pearl St: 2 ↗ 3
- 4109 S 19th St: 0 ↗ 3

Top 5 Offense Locations - Compared to last year

- Street/Right Of Way: 29 ▾ 22
- Parking Lot: 35 ▾ 19
- Apartment: 25 ▾ 19
- Single Family Residence: 12 ▾ 10
- Other Business: 10 ▾ 5



Sector 3 Weekly Briefing for 27 February 2023 to 05 March 2023

The data is not National Incident Based Reporting System (NIBRS) compliant. Do not compare the results with any report using that standard. The data is dynamic and is subject to change and/or revision. The number of distinct offenses listed on a report are counted. This does not represent reports or individuals. All data is compared to last year for the same number of days or date range. Small numbers may cause large percent increases and decreases. Beginning 1 October 2022, there was a change in how TPD reports certain Aggravated Assaults and Destruction offenses.

Offense Breakdown	7 Days		28 Days		Year to Date		7 Days	28 Days	YTD
	28-Feb-2022	27-Feb-2023	07-Feb-2022	06-Feb-2023	01-Jan-2022	01-Jan-2023			
	06-Mar-2022	05-Mar-2023	06-Mar-2022	05-Mar-2023	05-Mar-2022	05-Mar-2023			
Persons	26	19	97	76	180	173	26.9% ▼	21.6% ▼	3.9% ▼
Assault	22	18	83	67	158	157	18.2% ▼	19.3% ▼	0.6% ▼
Homicide (doesn't include Negligent/Justifiable)	1	1	2	2	3	2	0.0%	0.0%	33.3% ▼
Kidnapping/Abduction	0	0	0	1	1	4	0.0%	NC	300.0% ▲
Sex Offenses, Forcible	3	0	12	6	18	10	100.0% ▼	50.0% ▼	44.4% ▼
Property	172	87	686	484	1379	1206	49.4% ▼	29.4% ▼	12.5% ▼
Arson	0	0	2	2	2	7	0.0%	0.0%	250.0% ▲
Burglary/Breaking and Entering	14	3	79	34	160	74	78.6% ▼	57.0% ▼	53.8% ▼
Counterfeiting/Forgery	0	0	2	3	4	4	0.0%	50.0% ▲	0.0%
Destruction/Damage/Vandalism of Property	43	15	148	90	324	265	65.1% ▼	39.2% ▼	18.2% ▼
Fraud	8	7	18	15	31	26	12.5% ▼	16.7% ▼	16.1% ▼
Larceny/Theft	77	32	273	173	561	430	58.4% ▼	36.6% ▼	23.4% ▼
Motor Vehicle Theft	22	25	125	139	225	342	13.6% ▲	11.2% ▲	52.0% ▲
Robbery	3	2	21	13	40	26	33.3% ▼	38.1% ▼	35.0% ▼
Stolen Property	4	3	16	14	28	31	25.0% ▼	12.5% ▼	10.7% ▲
Society	1	3	9	5	18	18	200.0% ▲	44.4% ▼	0.0%
Drug/Narcotic	0	0	3	1	5	6	0.0%	66.7% ▼	20.0% ▲
Pornography/Obscene Material	0	0	1	1	3	1	0.0%	0.0%	66.7% ▼
Prostitution	0	0	0	0	0	0	0.0%	0.0%	0.0%
Weapon Law Violations	1	3	5	3	10	11	200.0% ▲	40.0% ▼	10.0% ▲
Sector Totals	199	109	792	565	1577	1397	45.2% ▼	28.7% ▼	11.4% ▼

Last 7 Days

Notes:

- There was 1 Homicide offense during the last 7 days.
- 61.1% (11/18) of the Assaults were coded Simple Assault.
- There were 2 DV-related offenses.
- 100.0% (2/2) of the DV-related offenses were Persons.
- 11.1% (2/18) of the Assaults were DV-related.
- DV-related Offenses: 13 ↘ 2
- There was 1 Gang-Related offense(s) during the last 7 days.
- Theft from Motor Vehicle: 33 ↘ 8

Top 5 Locations - Compared to last year

- 4502 S Steele St: 24 ↘ 14
- 2701 S Orchard St: 2 ↗ 5
- 6823 S Clement Ave: 0 ↗ 3
- 3601 Center St: 0 ↗ 3
- 3202 S Mason Ave: 3 ↘ 2
- There were 13 other locations with 2.

Top 5 Offense Locations - Compared to last year

- Parking Lot: 51 ↘ 28
- Street/Right Of Way: 20 ↗ 23
- Apartment: 10 ↘ 9
- Clothing Store: 5 ↗ 7
- Shopping Mall/Plaza Common Area: 5 ↔ 5



Sector 4 Weekly Briefing for 27 February 2023 to 05 March 2023

The data is not National Incident Based Reporting System (NIBRS) compliant. Do not compare the results with any report using that standard. The data is dynamic and is subject to change and/or revision. The number of distinct offenses listed on a report are counted. This does not represent reports or individuals. All data is compared to last year for the same number of days or date range. Small numbers may cause large percent increases and decreases. Beginning 1 October 2022, there was a change in how TPD reports certain Aggravated Assaults and Destruction offenses.

Offense Breakdown	7 Days		28 Days		Year to Date		7 Days	28 Days	YTD
	28-Feb-2022	27-Feb-2023	07-Feb-2022	06-Feb-2023	01-Jan-2022	01-Jan-2023			
	06-Mar-2022	05-Mar-2023	06-Mar-2022	05-Mar-2023	05-Mar-2022	05-Mar-2023			
Persons	25	20	95	81	210	224	20.0% ▼	14.7% ▼	6.7% ▲
Assault	24	20	91	78	195	210	16.7% ▼	14.3% ▼	7.7% ▲
Homicide (doesn't include Negligent/Justifiable)	0	0	0	0	2	1	0.0%	0.0%	50.0% ▼
Kidnapping/Abduction	1	0	2	2	5	3	100.0% ▼	0.0%	40.0% ▼
Sex Offenses, Forcible	0	0	2	1	8	10	0.0%	50.0% ▼	25.0% ▲
Property	158	79	618	382	1121	1014	50.0% ▼	38.2% ▼	9.5% ▼
Arson	1	0	3	1	11	5	100.0% ▼	66.7% ▼	54.5% ▼
Burglary/Breaking and Entering	16	4	65	27	128	61	75.0% ▼	58.5% ▼	52.3% ▼
Counterfeiting/Forgery	0	0	0	0	1	0	0.0%	0.0%	100.0% ▼
Destruction/Damage/Vandalism of Property	37	24	123	91	244	231	35.1% ▼	26.0% ▼	5.3% ▼
Fraud	3	3	15	13	22	23	0.0%	13.3% ▼	4.5% ▲
Larceny/Theft	55	19	206	98	395	285	65.5% ▼	52.4% ▼	27.8% ▼
Motor Vehicle Theft	36	24	157	122	241	326	33.3% ▼	22.3% ▼	35.3% ▲
Robbery	6	2	34	13	49	40	66.7% ▼	61.8% ▼	18.4% ▼
Stolen Property	4	3	14	17	28	40	25.0% ▼	21.4% ▲	42.9% ▲
Society	3	1	6	7	18	23	66.7% ▼	16.7% ▲	27.8% ▲
Drug/Narcotic	1	0	1	2	8	3	100.0% ▼	100.0% ▲	62.5% ▼
Pornography/Obscene Material	0	0	0	0	1	0	0.0%	0.0%	100.0% ▼
Prostitution	0	0	0	0	0	0	0.0%	0.0%	0.0%
Weapon Law Violations	2	1	5	5	9	20	50.0% ▼	0.0%	122.2% ▲
Sector Totals	186	100	719	470	1349	1261	46.2% ▼	34.6% ▼	6.5% ▼

Last 7 Days

Notes:

- There were no Homicide offense(s) during the last 7 days.
- 75.0% (15/20) of the Assaults were coded Simple Assault.
- There were 19 DV-related offenses.
- 47.4% (9/19) of the DV-related offenses were Persons.
- 45.0% (9/20) of the Assaults were DV-related.
- DV-related Offenses: 17 ↗ 19
- There was 1 Gang-Related offense(s) during the last 7 days.
- Theft from Motor Vehicle: 17 ↘ 8

Top 5 Locations - Compared to last year

- 7250 Pacific Ave: 7 ↘ 4
- 3750 S Park Ave: 0 ↗ 3
- 5720 Mckinley Ave: 0 ↗ 3
- 1704 S 84th St: 0 ↗ 3
- 6532 S Thompson Ave: 0 ↗ 2
- There were 14 other locations with 2.

Top 5 Offense Locations - Compared to last year

- Single Family Residence: 22 ↗ 23
- Street/Right Of Way: 45 ↘ 19
- Parking Lot: 22 ↘ 16
- Apartment: 12 ↘ 11
- Driveway: 7 ↘ 6



City of Tacoma

City Council

March 8, 2023

Board of Directors
Sound Transit

Re: Delays in light rail connection (ST3) to Tacoma

Dear Members of the Sound Transit Board of Directors,

The three-year delay we now face around the much anticipated Tacoma Dome Light Rail Extension project / ST3 – which would connect Fife and Tacoma to King County – is deeply frustrating and concerning. Like others on the Pierce County Council, we are troubled about the impact these public transit challenges will have on our workforce, the environment, economic development and tourism across our broader region.

Light rail is vital as Tacoma strives to meet the present and future needs of a growing and rapidly evolving community. We know from our partners at Workforce Central that one in four Pierce County workers travel to other counties for employment each day and of, those, more than 80 percent head north to work in King and Snohomish counties. This adds well over a hundred thousand drivers to the I-5 corridor every day, a statistic that doesn't even include those commuting south, or those traveling for leisure to enjoy all our region has to offer.

Sound Transit has long connected our community to King County with the 590 and 594 express bus routes and to the Seattle-Tacoma International Airport with the 574 express route; the Sounder Commuter Rail; and the Hilltop Link Extension within Tacoma. However, the reality is that the present impact of the TDLE delay as the largest project in the south sound requires immediate remedy.

With this in mind, we request that Sound Transit partner with us to expand transit options for our community, elevating their awareness of the benefits of public transportation in Tacoma and building their support for current and future projects.

Sound Transit should continue to prioritize solutions for public transportation in the South Sound that provide additional service sooner rather than later. Some options we have identified as potential relief points for Tacoma include:

- Increasing opportunities for people to use Sounder Commuter Rail services throughout Pierce County with more daily train runs serving the South Sound. There is an opportunity to shift Sounder service from commuter rail to truly all-day regional rail. We urge Sound Transit to prioritize bringing more frequent Sounder trips to the South Sound as quickly as possible (and deprioritize increasing the capacity of Sounder trains at this time). Additional trips through the ST3-funded Sounder Improvement Plan or redistributing existing trips will require negotiations and approval from Burlington Northern Santa Fe (BNSF) railroad. We urge BNSF to enter these negotiations in good faith to expand regional Sounder rail service and we are ready to support Sound Transit in these discussions.
- Increasing ground transportation options with an expansion of the span and frequency of the express bus route services between Pierce County and King County points of interest. These routes continue to have the highest ridership in the system, and are vital connections for Tacoma workers and visitors alike. We stand ready to support Sound Transit's efforts to work in earnest with Pierce Transit and their local operator partners to address the driver shortage and implement increased bus service to the South Sound.
- Partnering with Pierce Transit to increase point-to-point transportation options like dial-a-lift or the Pierce Transit Runner to connect to Sound Transit express bus service stations and Sounder train stations. Sound Transit should focus on partnering with communities in their taxing district with no local bus service connecting to Sound Transit services, namely Sumner and Orting.

We understand issues arise in projects, especially one the size and scope of ST3, however, these delays in large public projects hurt the credibility of our collective voices advocating for the expansion of public transit. We look forward to partnering with Sound Transit and Pierce County to address our community's connection to the broader region by expanding the great services we know and love, and jointly working to proactively find ways to prioritize completion of TDLE and local projects and support the South Sound's connection to the greater Puget Sound Region.

We look forward to your response, as immediate action is needed to alleviate this situation.



**CITY OF TACOMA, WASHINGTON
OFFICE OF THE CITY COUNCIL
COUNCIL CONSIDERATION REQUEST**

TO: Tacoma City Council
FROM: Mayor Victoria Woodards and Chief Policy Analyst Bucoda Warren
COPIES TO: Elizabeth Pauli, City Manager; Bill Fosbre, City Attorney
SUBJECT: **Resolution – Council Contingency Fund Request to sponsor the Mayor’s Youth Commission of Tacoma 2023 Youth Summit**
DATE: March 8, 2023

I ask for your support for a \$5,000 Council Contingency Fund expenditure to sponsor the Mayor’s Youth Commission of Tacoma Youth Summit 2023.

LEGISLATIVE INTENT:

Council Contingency Fund Request: The Mayor’s Youth Commission of Tacoma (youth commission) was formally established by Resolution 40502 in December of 2019 after a year of outreach and development with youth on what they would want to see in a youth-focused commission. Since then, the Youth Commission has engaged with students and organizations across Tacoma to address topics such as youth mental health, climate change, public safety in schools, and leadership development.

The youth commission has worked closely with contracted partners through the Foundation for Tacoma Students who has provided general support, facilitation, and education for the youth commission. Since the Foundation’s inaugural “Charting our Future” Conference in 2021, the youth commission has hosted a panel or learning track specifically for youth to engage. This year the youth commission will host a half day summit on May 5th with multiple learning paths for youth following participation in the “Charting our Future” conference on May 4th.

The theme for the Youth Summit is “Joy & Action!” The youth commission will bring 5-8 youth from each of the Tacoma Public Schools together to share leadership opportunities, educate and inspire one another through interactive sessions. Four learning sessions are designed and facilitated by the four Committees of the youth commission. The sessions will focus on themes of social justice, health & safety, education, arts & culture, and environmental justice & climate.

The funding will assist the youth with securing an additional room at the convention center for their sessions and activities during the Summit. The funding will also support materials and food, including photography, development of a news Zine from the artwork and photos taken of performances and youth at the Summit, and recruitment materials for the youth commission to be shared with participants and sent out to schools.

FUNDING REQUESTED:
\$ 5,000

COMMUNITY ENGAGEMENT/ (CUSTOMER RESEARCH):

The Mayor's Youth Commission of Tacoma focuses on outreach to historically underrepresented communities to ensure all students can engage in civic conversations and leadership opportunities. Through their outreach they are inviting students from all Tacoma Public Schools to get a variety of experiences and voices in the room to have these discussions.

2025 STRATEGIC PRIORITIES:**Equity and Accessibility:**

The youth commission is focused on engaging in projects and programs that support anti-racism work and encourages courageous conversations and efforts to support marginalized communities in Tacoma. The sessions during this summit will focus on themes of social justice, health & safety, education, arts & culture and environmental justice & climate.

Education: *Equity Index Score:* Moderate Opportunity

Increase the number of quality out of school time learning opportunities distributed equitably across the city.

Civic Engagement: *Equity Index Score:* Moderate Opportunity

Increase the number of residents who participate civically through volunteering and voting.

Explain how your legislation will affect the selected indicator(s)?

The youth commission has continued to provide opportunities for youth to engage government and volunteer in various capacities. This summit will provide a highly visible opportunity to engage leaders across the district and push recruitment efforts to provide opportunities to students year-round.

ALTERNATIVES:

Alternative	Positive Impacts	Negative Impacts
1.Do not fund this request	More funds available in the contingency fund for emerging issues.	The youth commission will be unable to fully utilize the convention center, provide support and recruitment materials, or food for students during the summit.
2.increase funding for this request	Additional budget available for expanded outreach and workshop materials.	Less funding available in the contingency fund for emerging issues.

EVALUATIONS AND FOLLOW UP:

Following the conclusion of the summit, sponsors and staff will meet with youth commissioners to learn of their experience and how they will incorporate that into the commission's work moving forward.

SPONSOR RECOMMENDATION:

We recommend approval of this request to support our youth.

FISCAL IMPACT:


\$5,000 from the Council Contingency Fund.

If you have a question related to the Council Contingency Fund Request, please contact Chief Policy Analyst Bucoda Warren at 253-318-0594 or bwarren@cityoftacoma.org.

SUBMITTED FOR COUNCIL CONSIDERATION BY: Mayor Victoria Woodards

SUPPORTING COUNCIL MEMBERS SIGNATURES (2 SIGNATURES ONLY)

1.  POS# 3

2.  POS# 6

2023 Council Contingency Commitments

2023-2024	\$	225,000.00
------------------	-----------	-------------------

Resolution 41151

Council Requested - South Sound Together	\$	12,000.00
---	-----------	------------------

Council Contingency Fund expenditure for \$12,000 to fund the City of Tacoma Membership / Sponsorship on the South Sound Together 2023 Board.

Resolution 41150

Council Requested - Welcoming Interactive Conference Participation Sponsorship	\$	4,800.00
---	-----------	-----------------

Council Contingency Fund expenditure for \$4,800 to fund two Commission on Immigrant and Refugee Affairs' Members and a Council Member Participation in the 2023 Welcoming Interactive Conference

To Council March 21, 2023

Council Requested - Mayor's Youth Commission of Tacoma Youth Summit 2023	\$	5,000.00
---	-----------	-----------------

Council Contingency Fund expenditure of \$5,000 to sponsor the Mayor's Youth Commission of Tacoma 2023 Youth Summit

To Study Session March 14, 2023

Council Requested - Raising Girls Care Package Initiative	\$	10,000.00
--	-----------	------------------

Council Contingency Fund expenditure for \$10,000 to fund the Raising Girls Non-Profit Organization's "One Bag Drive" to support the creation and distribution of 500 care bags with essential hygiene items to youth and young adults in Tacoma.

To Study Session March 14, 2023

Council Requested - Wheelstops	\$	12,500.00
---------------------------------------	-----------	------------------

Contingency Fund of \$12,500 expenditure to install wheelstops along South D street, from S. 72nd to S. 74th on the east side of the street.

Starting Balance	\$	225,000.00
Total Amount Allocated	\$	44,300.00
Current Balance	\$	180,700.00



**CITY OF TACOMA, WASHINGTON
OFFICE OF THE CITY COUNCIL
COUNCIL CONSIDERATION REQUEST**

TO: Mayor & City Council

FROM: Deputy Mayor Kristina Walker and Interim Council Policy Analyst
Raeshawna Ware

COPIES TO: Elizabeth Pauli, City Manager; Kurtis Kingsolver, Deputy City Manager; Bill
Fosbre, City Attorney

SUBJECT: **Resolution – Raising Girls Care Package Initiative - March 14, 2023**

DATE: February 15, 2023

I ask for your support for a Council Contingency Fund expenditure for \$10,000 to fund the Raising Girls Non-Profit Organization’s “One Bag Drive” to support the creation and distribution of 500 care bags with essential hygiene items to youth and young adults in Tacoma.

LEGISLATIVE INTENT:

Council Contingency Fund Request:

Raising Girls addresses hygiene insecurity and period poverty by providing essential products to elementary, middle, and high students and young adults in the Puget Sound area. As a trusted community resource and a Tacoma non-profit, Raising Girls partners with schools and local organizations to distribute care bags to those in need. It believes that timely and reliable access to hygiene and period supplies is vital for the health and well-being of young people. Hand in hand with having access to essential hygiene products, Raising Girls aims to ensure that every youth they serve feels pride in who they are and understands the power they have to be unique individuals who can make a difference.

In 2022 alone, Raising Girls delivered 4,700 care bags, serviced 9 school districts, supported 74 schools, and had over 250 volunteers. As a Tacoma based non-profit, they fulfill requests for care bags of hygiene products for girls and boys across 34 Tacoma elementary, middle, & high schools including the School of the Arts and the Science and Math Institute with a focus on those that have the highest census of homeless and transitional students. They also distribute care bags through a number of Tacoma non-profits, community networks, and afterschool programs.

Care bags contain essential, full-sized hygiene items such as sanitary pads, tampons, body wash, lotion, combs, shampoo, conditioner, toothbrushes, toothpaste, washcloths, deodorant, hats, scarves, hairbrushes, nail polish, lip balm/gloss, socks, and more. The bags are customized to meet the needs of students who may or may not be menstruating. Each bag also includes a handwritten inspiration card from a caring adult, reinforcing their aim for each recipient to feel personal power and pride in themselves.

The funding would support the purchase of materials for 500 individual care bags that can be made available to youth in the City of Tacoma. By supporting the purchase of items for Raising Girls to distribute, it becomes possible to eliminate humiliation, promote pride and share love to thousands of youth in the community.

FUNDING REQUESTED:
\$ 10,000

DESIRED RESOLUTION DATE: March 14, 2023

COMMUNITY ENGAGEMENT/ (CUSTOMER RESEARCH):

Part of the City's Equity and Empowerment Framework is to lead with the principle of purposeful community outreach and engagement. This request helps to engage community in preparing the care bags and distributing them and advances the City's mission to work with community partners and businesses to promote equity and inclusion within Tacoma and throughout the region, producing measurable improvements and disparity reductions.

2025 STRATEGIC PRIORITIES:

Equity and Accessibility:

The City of Tacoma has a goal to improve outcomes for all communities in an effort to make it a place people want to live, work and play. Providing essential items by way of care packages to unserved and vulnerable populations helps to achieve equity of access to essential hygiene products and messages of adult care, advancing Tacoma's goal to be a city where everyone is able to reach their full potential.

Civic Engagement: *Equity Index Score:* Moderate Opportunity

Increase the percentage of residents who believe they are able to have a positive impact on the community and express trust in the public institutions in Tacoma.

Livability: *Equity Index Score:* High Opportunity

Increase positive public perception of safety and overall quality of life.

Supporting local non-profits in their service to all Tacomans reinforces our commitment to access so that all those who live, play and work in Tacoma can thrive no matter how they are currently situated. Additionally, care bags are assembled by community volunteers, providing a number of individuals in the community with educational opportunities to learn about hygiene insecurity and period poverty and share love and care with youth across our community.

ALTERNATIVES:

The City of Tacoma can decide to not participate, participate at another funding level, or participate as an active volunteer without distributing funds.

Alternative(s)	Positive Impact(s)	Negative Impact(s)
1. Do not participate	There is no positive impact.	The City of Tacoma will not support an initiative that targets underserved youth.
2. Participate at another funding level	The City of Tacoma could support a different number of care packages.	If there was a reduction in care bags, it would result in less youth being served.

3. Participate as a volunteer, without offering funds.	The City of Tacoma can elect to volunteer to distribute or compile packages and not spend any funds.	The City of Tacoma will not increase the materials available to increase the number of care packages created.
--	--	---

EVALUATIONS AND FOLLOW UP:

Raising Girls will distribute care packages with a focus on Tacoma high schools with the highest census of homeless and transitional students. This is a one-time sponsorship and additional data or follow up could be sought if the Council was interested in engaging in additional support going forward.

SPONSOR RECOMMENDATION:


The sponsors recommend approval of this resolution authorizing the council contingency fund request in the amount of \$10,000 for Raising Girls One Bag Drive.

FISCAL IMPACT:

Council Contingency funds are set aside for unanticipated expenses or investments that the Council would like to fund as an elected body. \$10,000 of Council Contingency Funds will cover the cost for the creation of 500 care packages.

If you have a question related to the Council Contingency Fund Request, please contact Melanie Harding at 253.777.8692 or Melanie.harding@CityofTacoma.org.

SUBMITTED FOR COUNCIL CONSIDERATION BY:


Deputy Mayor Kristina Walker

SUPPORTING COUNCIL MEMBERS SIGNATURES (2 SIGNATURES ONLY)

(Signatures demonstrate support to initiate discussion and consideration of the subject matter by City Council for potential policy development and staff guidance/direction.)

1.  POS# 4

2.  POS# 7

Mayor's initials 

(Mayor's initials for awareness only to ensure alignment and coordination of emergent policies.)

2023 Council Contingency Commitments

2023-2024	\$	225,000.00
------------------	-----------	-------------------

Resolution 41151

Council Requested - South Sound Together	\$	12,000.00
---	-----------	------------------

Council Contingency Fund expenditure for \$12,000 to fund the City of Tacoma Membership / Sponsorship on the South Sound Together 2023 Board.

Resolution 41150

Council Requested - Welcoming Interactive Conference Participation Sponsorship	\$	4,800.00
---	-----------	-----------------

Council Contingency Fund expenditure for \$4,800 to fund two Commission on Immigrant and Refugee Affairs' Members and a Council Member Participation in the 2023 Welcoming Interactive Conference

To Council March 21, 2023

Council Requested - Mayor's Youth Commission of Tacoma Youth Summit 2023	\$	5,000.00
---	-----------	-----------------

Council Contingency Fund expenditure of \$5,000 to sponsor the Mayor's Youth Commission of Tacoma 2023 Youth Summit

To Study Session March 14, 2023

Council Requested - Raising Girls Care Package Initiative	\$	10,000.00
--	-----------	------------------

Council Contingency Fund expenditure for \$10,000 to fund the Raising Girls Non-Profit Organization's "One Bag Drive" to support the creation and distribution of 500 care bags with essential hygiene items to youth and young adults in Tacoma.

To Study Session March 14, 2023

Council Requested - Wheelstops	\$	12,500.00
---------------------------------------	-----------	------------------

Contingency Fund of \$12,500 expenditure to install wheelstops along South D street, from S. 72nd to S. 74th on the east side of the street.

Starting Balance	\$	225,000.00
Total Amount Allocated	\$	44,300.00
Current Balance	\$	180,700.00



**CITY OF TACOMA, WASHINGTON
OFFICE OF THE CITY COUNCIL
COUNCIL CONSIDERATION REQUEST**

TO: Mayor & City Council

FROM: Council Member Bushnell and Council Policy Analyst Lynda Foster

COPIES TO: Elizabeth Pauli, City Manager; Kurtis Kingsolver, Deputy City Manager; Bill Fosbre, City Attorney

SUBJECT: **Resolution – Wheelstops along South D Street, between S 72nd and S 74th Street – March 14, 2023**

DATE: March 9, 2023

I ask for your support for a Contingency Fund expenditure to install wheelstops along South D street, from S. 72nd to S. 74th on the east side of the street.

LEGISLATIVE INTENT:

Council Contingency Fund Request:

This request to fund wheelstops supports the on-going place-making efforts of the South End Neighborhood Council (SEnCo) on South D Street. The east side of this street, between South 72nd and South 74th Streets, was until recently vacant, gravel-covered right of way. It has a history of encampments, litter and dumping, and graffiti along a retaining wall. SEnCo has long advocated for investment along this street, and in recent months has taken a leadership role in finding funding and community partners to create positive change. This has included applying for and receiving grants for planting trees and for a 40 foot mural along the retaining wall. Through a partnership with the City's Environmental Services depave program, select gravel areas have been removed and replaced with Tagro where trees will be planted. Pierce Conservation District and SEnCo partnered in recruiting volunteers to plant the trees and spread mulch, and to water the trees for at least three years to preserve their health. SEnCo also received a grant to host a block party this summer to celebrate the space and bring together community.

The requested contingency funds would fund wheelstops to act as a semi-permanent curbing to protect the trees being planted and maintain this area as positive space for the community. This is especially important as the new trees establish themselves. The estimate to install the wheelstops was provided by the City's Public Works department. An installation timeline has not been determined, the intent is to have work done during regular work hours during the week in order to avoid extra costs that would be needed for work done during overtime hours.

FUNDING REQUESTED:

\$ 12,500

DESIRED RESOLUTION DATE: March 21, 2023

COMMUNITY ENGAGEMENT/ (CUSTOMER RESEARCH):

For years, neighbors around South D Street, between S 72nd and S 74th, have asked the City to make infrastructure investments in the area to deter negative behavior and enhance the sense of space and community. Sponsors of this resolution met with the South End Neighborhood Council to learn

more about their overall vision for the space, and how SENCo is leading this project by applying for grants and organizing community partners. This request supports their efforts and preserves the investments community is rallying around.

2025 STRATEGIC PRIORITIES:

Equity and Accessibility:

This location is in an area that ranks very low opportunity on the City's equity index. This score mirrors known data on the reduced tree canopy cover in the South End of Tacoma, and acknowledges the health impacts and increased temperatures of neighborhoods with fewer trees. SENCo volunteers have organized the planting of over 30 street trees, and are asking the City to partner by providing a semi-permanent curbing option that would help preserve this investment and improve health outcomes for the community.

Civic Engagement: *Equity Index Score: Low Opportunity*

Increase the number of residents who participate civically through volunteering and voting.
Increase the percentage of residents who believe they are able to have a positive impact on the community and express trust in the public institutions in Tacoma.

Livability: *Equity Index Score: Very Low Opportunity*

Increase positive public perception of safety and overall quality of life.

How does your policy, program, or service help or harm the health of the natural environment?²
(e.g. reduction in carbon emissions, open space conditions, sustainability, clean air, water and soil, and noise and light pollution).

Explain how your legislation will affect the selected indicator(s)?

The South End Neighborhood ranks as "low opportunity" on the equity index. The specific area of investment ranks as "Very low opportunity". The South End Neighborhood Council is organizing community throughout their neighborhood council district, showing residents across the south end how valuable their participation is and how neighbors can collectively make a large impact in their own quality of life. The specific investments made will improve health outcomes and livability for a very low opportunity area. Increased tree canopy has positive health impacts that will improve quality of life and increase the health of the natural environment.

ALTERNATIVES:

Alternative	Positive Impacts	Negative Impacts
1. Do not fund any curbing	Preserves funding for other community priorities	Leaves newly planted trees vulnerable to vehicles, does not show Council partnership to an outstanding community effort
2. Seek to fund a curbing option as part of the biennium budget	Allows for strategic, long-term planning	Slower process, might take too long to install and trees could be harmed in the interim
3. Seek a different barrier to place along the street	Allows for creative, potentially lower cost solutions	Could be time intensive, could be less effective

EVALUATIONS AND FOLLOW UP:

Staff should determine how to incorporate the installation of these wheelstops into their work plan after street trees planting is complete.

SPONSOR RECOMMENDATION:


The recommendation is to augment the work of the South End Neighborhood Council by installing wheelstops along the east side of South D Street, between 72nd and 74th Streets.

FISCAL IMPACT:

This resolution allocates \$12,500 from Council Contingency Funds.


If you have a question related to the Council Contingency Fund Request, please contact Lynda Foster at 253.591.5166 or Lfoster@CityofTacoma.org.

SUBMITTED FOR COUNCIL CONSIDERATION BY:


Council Member Bushnell

SUPPORTING COUNCIL MEMBERS SIGNATURES (2 SIGNATURES ONLY)

(Signatures demonstrate support to initiate discussion and consideration of the subject matter by City Council for potential policy development and staff guidance/direction.)

1.  POS# 7

2.  POS# 8

Mayor's initials 

(Mayor's initials for awareness only to ensure alignment and coordination of emergent policies.)

2023 Council Contingency Commitments

2023-2024	\$	225,000.00
------------------	-----------	-------------------

Resolution 41151

Council Requested - South Sound Together	\$	12,000.00
---	-----------	------------------

Council Contingency Fund expenditure for \$12,000 to fund the City of Tacoma Membership / Sponsorship on the South Sound Together 2023 Board.

Resolution 41150

Council Requested - Welcoming Interactive Conference Participation Sponsorship	\$	4,800.00
---	-----------	-----------------

Council Contingency Fund expenditure for \$4,800 to fund two Commission on Immigrant and Refugee Affairs' Members and a Council Member Participation in the 2023 Welcoming Interactive Conference

To Council March 21, 2023

Council Requested - Mayor's Youth Commission of Tacoma Youth Summit 2023	\$	5,000.00
---	-----------	-----------------

Council Contingency Fund expenditure of \$5,000 to sponsor the Mayor's Youth Commission of Tacoma 2023 Youth Summit

To Study Session March 14, 2023

Council Requested - Raising Girls Care Package Initiative	\$	10,000.00
--	-----------	------------------

Council Contingency Fund expenditure for \$10,000 to fund the Raising Girls Non-Profit Organization's "One Bag Drive" to support the creation and distribution of 500 care bags with essential hygiene items to youth and young adults in Tacoma.

To Study Session March 14, 2023

Council Requested - Wheelstops	\$	12,500.00
---------------------------------------	-----------	------------------

Contingency Fund of \$12,500 expenditure to install wheelstops along South D street, from S. 72nd to S. 74th on the east side of the street.

Starting Balance	\$	225,000.00
Total Amount Allocated	\$	44,300.00
Current Balance	\$	180,700.00

Date	Meeting	Subject	Department	Background
March 14, 2023	Study Session (hybrid Council Chambers /dial-in 12:00 pm)	Homeless Services and Strategy Update	Neighborhood And Community Services Director - Allyson Griffith (in-person)	Staff will provide an update on the City's Homeless Services and Strategy
	City Council Meeting (City Council Chambers / dial-in 5:00 PM)			
March 21, 2023	Study Session (hybrid Council Chambers /dial-in 12:00 pm)	Sound Transit Update	Planning and Development Services - Brian Boudet, Andrew Austin, South Corridor Government & Community Relations Director, Julie Timm, CEO, Madeline Greathouse, HTLE Executive Project Director, Diane Wiatr, Development Manager, TDLE (in-person)	Staff from Sound Transit and the Planning & Development Services Department will provide an update on key regional transportation projects, including the Hilltop Tacoma Link Extension (HTLE), the Tacoma Dome Link Extension (TDLE), and the South Tacoma Sounder Station Access Improvements. At the City Council's request, Sound Transit has committed to providing regular updates; the last update was in March 2022
		Alternative Response Quarterly Update	Fire Department - Chief Green, Neighborhood and Community Services - Allyson Griffith, Tacoma Police Department - Chief Moore (in-person)	Quarterly update on the status of the three Alternative Response projects being led by Fire, Police, and Neighborhood and Community Services: Behavioral Health Response Team, Community Safety Officers, Homelessness Outreach expansion.
		Executive Session * City Manager Presents Self- Evaluation to the City Council	City Manager Pauli , Human Resources (in-person)	City Manager Pauli will provide her self-assessment to the Mayor and Council Members during an Executive Session.
	City Council Meeting (City Council Chambers / dial-in 5:00 PM)			
March 28, 2023	Cancelled			
April 4, 2023	Study Session (hybrid Council Chambers /dial-in 12:00 pm)	American Association of Washington Cities	City Manager's Office Government Affairs - Sonja Hallum, AWC Chief Executive Officer - Deanna Dawson	The Association of Washington Cities (AWC) will provide an overview of AWC, discuss engagement with the National League of Cities, and will talk about work on the AWC by-laws.
		City of Tacoma's Annual Action Plan	Community and Economic Development - Felicia Medlen & Jason McKenzie (in-person)	Staff will present on the City's Draft Annual Action Plan
		Executive Session - City Council Prepares Evaluation	Human Resources (in-person)	
	City Council Meeting (City Council Chambers / dial-in 5:00 PM)			
April 11, 2023	Study Session (hybrid Council Chambers /dial-in 12:00 pm)			
		Executive Session - City Council Prepares Evaluation	Human Resources (in-person)	
	City Council Meeting (City Council Chambers / dial-in 5:00 PM)	System Transformation Update		
April 18, 2023	Joint City Council / TPU Board Study Session (hybrid Council Chambers /dial-in 12:00 pm)	Annual Climate Action Progress Report	Environmental Services - Jim Parvey (in-person)	Annual update to City Council on COT Historic Preservation Program and Landmarks Preservation Commission, as part of Historic Preservation Month
		Executive Session - City Council Completes Final Review of Evaluation		
	City Council Meeting (City Council Chambers / dial-in 5:00 PM)			

Economic Development Committee (EDC)			
Committee Members: Blocker (Chair), Daniels (Vice-Chair), Diaz, Bushnell, Alternate-Rumbaugh Executive Liaison: Jeff Robinson; Coordinator - Cathy Sims		2nd, 4th, and 5th Tuesdays 10:00 a.m. Hybrid: In-Person & Virtual meeting	CBC Assignments: •Tacoma Arts Commission •Greater Tacoma Regional Convention Center Public Facilities District •City Events and Recognition Committee •Tacoma Creates Advisory Board •Equity in Contracting Advisory Committee
	Topic	Presenter	Description
March 14, 2023	The Future Foss Waterway Real Estate Developments	Patricia Beard, Community and Economic Development; Jennifer Hines, Real Property Services & Joe Brady, Metro Parks Tacoma	An update on the implementation of residential, mixed use and park space development on the Foss Waterway
March 28, 2023	Citywide Business Survey	Carol Wolfe, Division Manager, Business Services & Workforce partnerships	A discussion on the planned Business Outreach survey directed by the City Council
	Equity in Contracting Year End Report	Kacee Woods, CED Workforce Development Manager	A 2022 year-end report of the activities, results and planned initiatives of the City's Equity in Contracting program
April 11, 2023	Manufacturing Industrial Council Perspectives on the Tideflats Subarea Plan	Ryan Spence, Director, Tacoma-Pierce County Chamber Manufacturing Industrial Council	A presentation and discussion of the Manufacturing Industrial Council's structure and activities and current perspectives on the Tideflats Sub-area Plan.
	Update on Green Economy	Patricia Beard, Business Development Manager, Community and Economic Development	
April 25, 2023	Business License Fees and Planned Business Survey Panel Discussion		Discussion with Business & Industry Panel on Business License Fees and Planned Business Survey

<i>Infrastructure, Planning and Sustainability Committee (IPS)</i>			
Committee Members: Walker (Chair), Diaz (Vice Chair), Hines & Ushka; Alternate-Bushnell Executive Liaison: Mike Slevin; Coordinator: Cathy Sims,		2nd and 4th Wednesdays 4:30pm Hybrid: In-Person & Virtual Meeting	CBC Assignments: •Sustainable Tacoma Commission •Planning Commission •Landmarks Preservation Commission •Board of Building Appeals •Transportation Commission
	Topic	Presenters	Description
March 22, 2023	Home In Tacoma - Phase 2: Preliminary Zoning and Standards Concepts	Elliott Barnett, Senior Planner, PDS	
April 12, 2023	Tree Code Policy Update	Jim Parvey, OEPS, Mike Carey, Urban Forestry	
April 26, 2023	STC Interviews	Doris Sorum, City Clerk	

Government Performance and Finance Committee			
Committee Members: Hines (Chair), Bushnell (Vice Chair), Rumbaugh, and Walker Alternate - Daniels Executive Liaison: Andy Cherullo; Coordinator - Joe Franco <input type="checkbox"/>		1st and 3rd Tuesdays 10am Room 248	CBC Assignments: •Public Utility Board •Board of Ethics •Audit Advisory Board •Civil Service Board
	Topic	Presenter	Description
March 21, 2023	Monthly Budget Update	Reid Bennion, Lead Budget Analyst, OMB	Monthly budget update and/or briefing on budget related items of interest.
April 4, 2023	Tacoma Power Financial Overview	Nikki Bufford, Power Energy Portfolio Services Manager; Michelle Brown, Power Principal Financial Planner, Tacoma Power	Tacoma Power will share an overview of the Power utilities' financial challenges and opportunities, including a proposed 2023 calendar of upcoming financing plans.
April 18, 2023	Tacoma Power KeyBank Note Purchase Agreement Proposed Amendment	Michelle Brown, Power Principal Financial Planner	Tacoma Power will propose an amendment of the Power utilities' KeyBank Note Purchase Agreement pricing index.
	Monthly Budget Update	Reid Bennion, Lead Budget Analyst, OMB	Monthly budget update and/or briefing on budget related items of interest.

Community Vitality and Safety			
Committee Members: Ushka (Chair), Blocker (Vice-Chair), Rumbaugh, Daniels, Alternate-Hines		2nd and 4th Thursdays	CBC Assignments: Community's Police Advisory Committee • Human Services Commission • Human Rights Commission • Housing Authority • Commission on Disabilities • Library Board • Tacoma Community Redevelopment Authority • Commission on Immigrant and Refugee Affairs
Executive Liaison: Jacques Colon; Staff Support - Joe Franco		4:30 p.m.	
		Room 248	
	Topic	Presenter	Description
March 9, 2023	Interviews for the Tacoma Community Redevelopment Authority	Doris Sorum, City Clerk	
	2023 Annual Action Plan	Felicia Medlen, Division Manager, Housing; Community and Economic Development, Jason McKenzie, Resource Manager, Neighborhood and Community Services	This presentation is to provide the Committee details on the Housing and Urban Development (HUD) grants expected for the 2023 program year and present the allocation plan for each grant.
March 23, 2023	Cancelled		
April 13, 2023	Interviews for the Human Rights Commission	Doris Sorum, City Clerk	
	Opioid Settlement Update	Jacques Colon, Director, Office of Strategy	This presentation will provide Council with an update on progress for the formation of a regional Opioid Abatement Council (OAC) and a plan for spending recently received opioid settlement funding.