



Tacoma Municipal Code 8.19 Implementation Update

City of Tacoma | Neighborhood and Community Services

City Council Study Session

September 12th, 2023





Overview

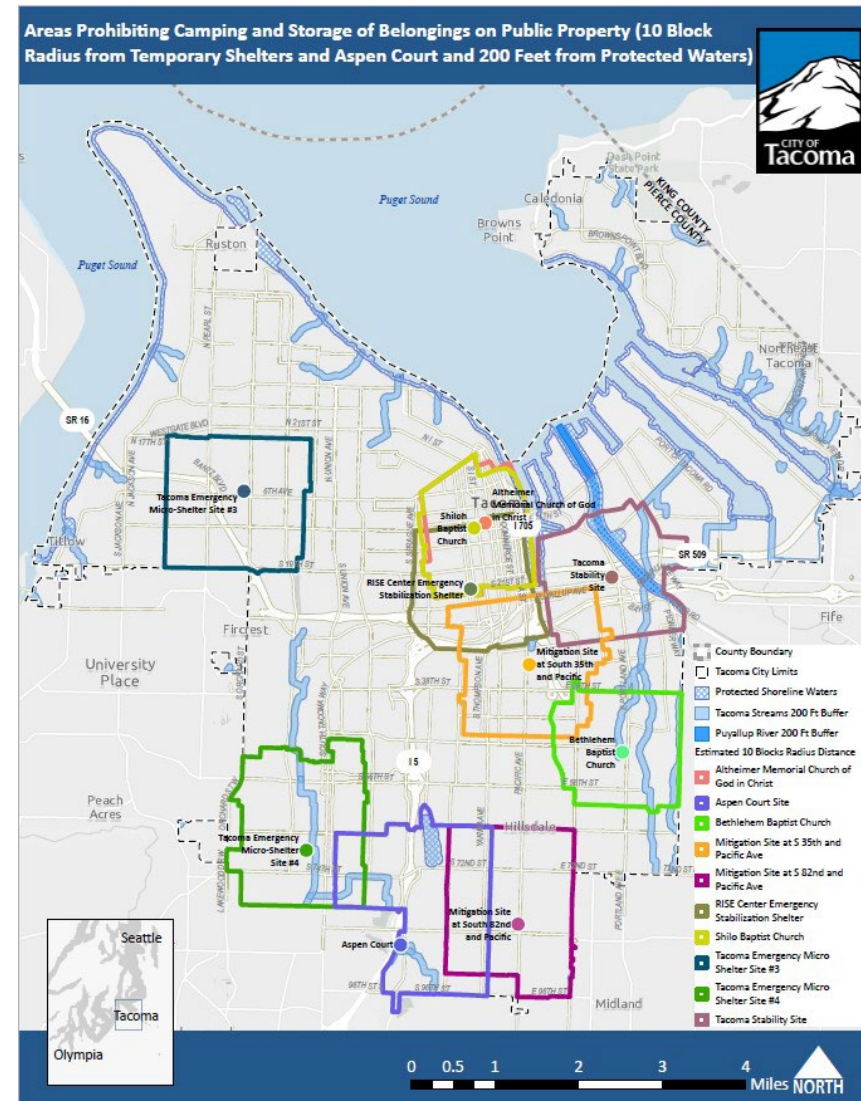


- Implementation of Tacoma Municipal Code 8.19
 - Overall work since November 15th, 2022
 - HEAL Outreach Stats
 - Shelter Capacity
 - 311 Requests Related to Homelessness
 - South Sound 911 Stats
 - Staffing levels of the HEAL Team
 - Enforcement of TMC 8.19
- Racial and Ethnicity Demographics
 - Homeless Strategy Objectives and action steps
- Next Steps

Implementation of TMC 8.19

Since November 15 th	March 14 th Update	June 13 th Update	September 12 th Update	Total
Encampment Removals	23	39	39	101
Encampment Removals in prohibited areas	23	31	36	90
Debris Removed	480k lbs.	+550k lbs.	+300k lbs.	1,300,000 lbs.
Outreach Stats				
Contacts Made	645	831	998	2,474
Accepted Services	396 (61%)	438 (53%)	497 (50%)	1,331
Placed in Shelter	77 (12%)	63 (8%)	64 (6%)	204

No arrests preformed under TMC 8.19



Implementation of TMC 8.19



Homeless Engagement Alternative Liaison Team Outreach Stats

	3 ½ months <u>before</u> the implementation	3 ½ months <u>after</u> the implementation	June 13th Update	September 12th Update	Total after implementation
Prohibited Areas	Aug. 1st, 2022- Nov. 14th, 2022	Nov. 15th, 2022- Feb. 28th, 2023	March 1 st , 2023- May 31 st , 2023	June 1 st , 2023- August 31 st , 2023	Total after implementation
Offered Services	194	501	443	721	1665
Accepted Services	95	329	233	353	915
Acceptance Rate	49%	65%	54%	49%	55%
Non- Prohibited Areas	Aug. 1 st , 2022- Nov. 14 th , 2022	Nov. 15 th , 2022- Feb. 28 th , 2023	March 1 st , 2023- May 31 st , 2023	June 1 st , 2023- August 31 st , 2023	Total after implementation
Offered Services	208	144	388	277	809
Accepted Services	110	67	205	144	416
Acceptance Rate	53%	46%	53%	52%	51%



Reasons for Service Refusal



- Do not want to give up RVs/structures or tents: 51%
 - Desire to live outside
 - Concerns about specific models of shelter
- Concerns about shelter expectations and rules: 19%
- Shelter Location/Design: 16%
 - Location within the City
 - Congregate vs. Non-congregate
- Concerns about physical and emotional safety: 6%
- Concerns about access to Mental Health services and support: 6%
- Currently staying in a temporary shelter location: 3%



Implementation of TMC 8.19



Capacity of Emergency, Temporary, and Safe Parking Beds

	3 ½ months <u>before</u> the implementation	3 ½ months <u>after</u> the implementation	June 13th Update	September 12th Update
Dates	Nov. 14th, 2022	March 14th, 2023	June 13 th , 2023	Today
Emergency Shelters	380	430	430	462
Temporary Shelters	112	112	112	112
Permanent Shelters	648	620*	620	620
Safe Parking	0	0	40	40
Total	1140	1162	1202	1234

*Permanent shelter decreased in response to post Covid-19 and adjusted for operational ability.



Implementation of TMC 8.19



311 Requests Related to Homelessness

Prohibited Areas

- Increase in “Request for Outreach” by 9%
- Decrease in “General Complaint about Homelessness Issues” by 9%
- Decrease in “Illegal Dumping” by 16%
- Overall, a slight increase in 311 request within prohibited areas by 5%

Non-Prohibited Areas

- Decrease in “Request for Outreach” by 20%
- Decrease in “General Complaint about Homelessness Issues” by 42%
- Decrease in “Illegal Dumping” by 45%
- Overall, a decrease in 311 request within non prohibited areas by 26%

City Wide Total

- Overall, a decrease in 311 request related to homelessness by 7%

Implementation of TMC 8.19



South Sound 911 Safety Stats

Prohibited Areas	3 ½ months <u>before</u> the implementation	3 ½ months <u>after</u> the implementation	June 13th Update	September 12th Update
Dates	Aug. 1st, 2022- Nov. 14th, 2022	Nov. 15th, 2022- Feb. 28th, 2023	March 1 st , 2023- May 31 st , 2023	June 1 st , 2023- August 31 st , 2023
Total Calls for Services	34,361	35,481 (+1,120)	46,271 (+10,810)	50,168 (+3,897)

Implementation of TMC 8.19



Staffing levels of the HEAL Team

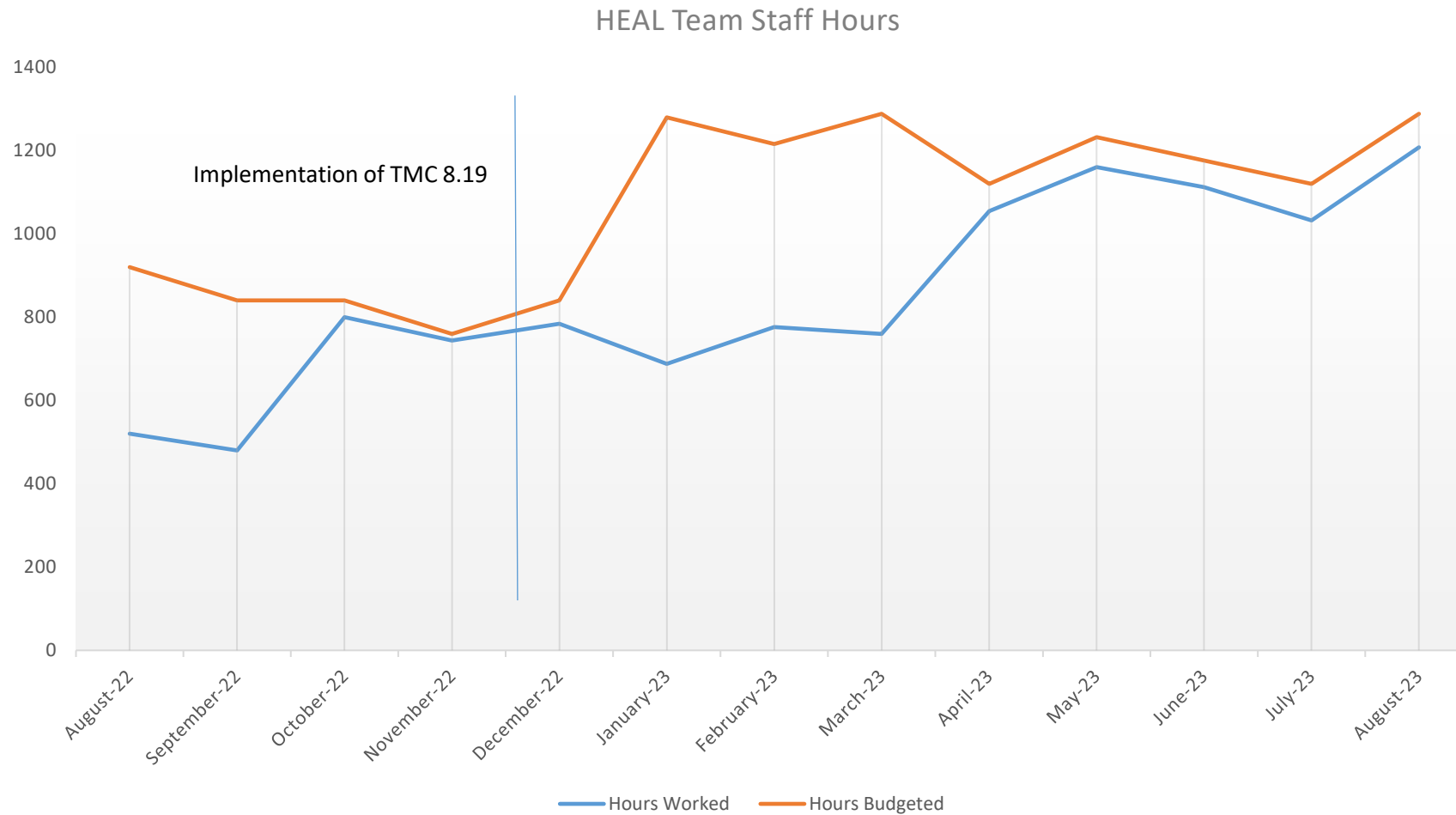
Prohibited Areas	3 ½ months <u>before</u> the implementation	3 ½ months <u>after</u> the implementation	June 13th Update	September 12th Update
Dates	Aug. 1st, 2022- Nov. 14th, 2022	Nov. 15th, 2022- Feb. 28th, 2023	March 1 st , 2023- May 31 st , 2023	June 1 st , 2023- August 31 st , 2023
Number of HEAL FTEs	4	5	7	8**
Number of Budgeted HEAL FTEs	5	8	8	8
Number of Hours worked by HEAL*	2120	2672	3031	3360
Estimate of Hours at Full Capacity*	2960	3736	3368	3584

*Number does not include Onboarding, Trainings, Holidays, and Time-off

**New HEAL Team Member started on September 11th, 2023.



Implementation of TMC 8.19





Implementation of TMC 8.19



Enforcement of the TMC 8.19

- No infractions issued, no fines issued, and no arrests performed under TMC 8.19



Racial and Ethnicity Demographics



Outreach Breakdown

November 14th – Present	American Indian or Alaska Native	Asian	Black or African American	Native Hawaiian or Other Pacific Islander	White	Two or more of the racial categories	Unknown or Some other Race	Hispanic	Total
Total Outreach	84 (3%)	28 (1%)	788 (32%)	23 (1%)	1398 (56%)	16 (<1%)	10 (<1%)	127 (5%)	2474
City of Tacoma population	2%	9%	11%	1%	63%	11%	4%	12%	
Difference	+1%	-8%	+21%	0%	-7%	+10%	-3%	-7%	
City of Tacoma Homeless Shelter System (HMIS)	4%	2%	23%	4%	48%	14%	5%	13%	
2023- Point-in-Time Count	6%	2%	22%	3%	49%	3%	14%	11%	1613

Homeless Strategy



Objectives to address racial disparities

- Objective 2.3: Deploy targeted strategies to reduce barriers and increase access for priority populations to shelter, treatment and permanent housing.
- Objective 3.3: Reduce barriers to shelter for all individuals experiencing homelessness including (BIPOC); LGBTQIA2S+; Youth and Young Adults, and those that are differently abled.
- Objective 4.1: Ensure access to services that feel welcoming and dignified and reflect the City's commitment to ensuring evidence-based models that are antiracist and trauma informed.
- Objective 4.2: Ensure the system of supports includes welcoming and culturally appropriate mental and behavioral health services, including substance-use supports.
- Objective 5.3: Streamline access and reduce disproportionalities to permanent and stable housing placement with targeted strategies that address barriers experienced by priority populations*.

Previous

- Integrated culturally competent and trauma informed practices into new and existing programs (AHAS 2.5)
- Contracted with new providers and implemented new shelter models that targeted priority populations and reduced barriers to accessing shelter.
- Established rental assistance program that targets BIPOC residents facing economic hardships (AHAS 4.1)

Immediate (<1 year)

- Develop a targeted approach for BIPOC populations from homelessness into sustainable housing
- Collect data and disaggregated racial demographics and collaborate with systems (CPEH 4.5)

Short-Term (1-2 years)

- Continue to engage with targeted populations to identify needs and find alternative solutions and providers.
- Standardize training with providers in Diversity, Equity, and Inclusion.
- Address racial disparities and disproportionalities in behavioral health, mental health, and substance use disorder treatment models. (AHAS 4.1)

Long-Term (3-5 years)


- Implement racial equity assessments to address disparities and support anti-racist transformation.
- Create new permanent supportive housing units for those exiting homelessness with dedicated units for BIPOC.
- Create more capacity for in-patient treatment for mental health and substance use disorder that are dignified and culturally responsive.



Next Steps



- Temporary Emergency Micro-Shelter (TEMS) 4 Community Meeting
 - October 5th, 2023 from 6-7pm
 - Presentation Room (Rm 108) at Mount Tahoma High School
4634 South 74th Street, Tacoma, WA 98409
- Joint Study Session with Pierce County Council on Homelessness
 - September 19th, 2023 (Next Week)



Tacoma Municipal Code 8.19 Implementation Update

City of Tacoma | Neighborhood and Community Services

City Council Study Session

September 12th, 2023

