



WEEKLY REPORT TO THE CITY COUNCIL

November 14, 2024

Members of the City Council
City of Tacoma, Washington

Dear Mayor and Council Members:

ITEMS OF INTEREST

1. The Mayor and City Council Members will be holding a **special City Council meeting on Wednesday, November 20, 2024**. Details will be available at cityoftacoma.legistar.com. Discussion items will include:
 - 2025-2026 Biennial Operating Budget Discussion
2. City Manager's Office Constituent Relations Analyst Karyssa Mathison provides the attached **Constituent Intake Website weekly data report**.
3. The Office of Management and Budget, Budget Officer Katie Johnston provides the attached memorandum with **responses to questions received from the Mayor and Council Members related to the October 15, 2024 Proposed 2025-2026 Biennial Operating Budget presentation**.
4. City-funded Temporary and Emergency Shelter Performance: **The City posts weekly information about its Temporary and Emergency Shelter locations including current census, number of available beds, and exits to housing**. Updates are reported weekly, and this information can be found at:
https://cityoftacoma.org/UserFiles/Servers/Server_6/File/NCS/weeklydataupdate.pdf
5. Encampment Outreach: The City's Homeless Engagement and Alternatives Liaison (HEAL) Team (formerly the Homeless Outreach Team) performs encampment outreach throughout the week to provide individuals opportunities to connect to shelter, behavioral health, substance use and employment services. **For the week of November 4 - 8, 2024, staff visited 16 locations. This resulted in 25 contacts by the HEAL Team (10 new, and 15 repeat). No individuals were placed in shelter.**
6. Senior Centers Proposed Transition: The City of Tacoma is working on a partnership agreement with Metro Parks Tacoma (MPT) to expand and enhance services for seniors aged 50 and older. The partnership agreement between the City and MPT is subject to City Council approval of the proposed 2025-2026 Biennial Operating Budget.

To ensure a smooth transition, City staff and MPT are tabling events at the senior centers to showcase MPT's services, and answer questions the seniors may have. Please note a planned December 3rd visit to Lighthouse Activity Center has been rescheduled to December 13th.

City and Metro Parks staff will be on site at the following locations on the following dates:

Beacon Activity Center (415 South 13th Street):

- Monday, December 9, from 10:00 a.m. to 12:00 p.m.
- Wednesday, December 11, from 10:00 a.m. to 12:00 p.m.

Lighthouse Activity Center (5016 'A' Street):

- Thursday, December 12, from 10:00 a.m. 12:00 p.m.
- Friday, December 13, from 10:00 am to 12:00 p.m.

7. Please see the attached City of Tacoma **Weekly Meeting Schedule**.
8. Tacoma Police Chief Avery Moore provides the attached **Weekly Crime Report**.

STUDY SESSION / WORK SESSION

9. **The Joint City Council / Tacoma Public Utility Board Study Session of Tuesday, November 19, 2024, will be conducted as a hybrid meeting.** This meeting can be attended in-person at the Tacoma Municipal Building, Council Chambers, located at 747 Market Street on the 1st floor or be heard by dialing (253) 215 – 8782 or through Zoom at: www.zoom.us/j/89496171192 and entering the meeting ID 894 9617 1192; passcode 89659 when prompted. This meeting will be broadcast on TV Tacoma and Facebook.

Discussion items will include: (1) **Post Issuance Compliance Training**; (2) **2025 State Legislative Update**; (3) **Other Items of Interest: Council Consideration Requests – Hilltop Holiday Event & Senior Center Transition Support**; (4) **Committee Reports**; (5) **Agenda Review and City Manager's Weekly Report**; (6) **Closed Session – Labor Strategy**.

On our first agenda item, staff from the Finance Department and Pacifica Law Group will provide the Post Issuance Compliance Training presented by bond counsel. This training is required on an annual basis for both City Council and Tacoma Public Utility Board in relation to bond issuances.

On our second agenda item, staff from the Government Affairs Office will discuss the **2025 State legislative agenda**.

Under other items of interest, the following items will be discussed;

- Council Consideration Request: **Senior Center Transition Support**
- Council Consideration Request: **Hilltop Holiday Event**

10. The updated **Tentative City Council Forecast and Consolidated Standing Committee Calendar** are attached for your information.

MARK YOUR CALENDARS

11. There are no new events to share at this time.

Sincerely,
Elizabeth Pauli

A handwritten signature in cursive script, appearing to read "Elizabeth Pauli".

City Manager

EAP: ram

Tacoma City Council

Constituent Intake Website Data Report: 11/13/2024

Project Overview

The new Constituent intake Website went live on October 2nd, 2024. The objective of this tool is to aid Council Members when answering constituent inquiries. Specifically, when more than one Council Member is included on the inquiry.

The Constituent Intake Website helps to identify a primary Council Member and the address/district of the constituent or concern. Our objectives are to increase belief and trust with the community and provide Council Members with data analysis of constituent inquiries.

Currently, the Constituent Intake Website will provide data on the total number of submissions, submissions by district (identified by the address entered), and the topic of inquiries. Currently, there are not enough submissions to show meaningful data in all these categories. Additionally, we are only able to capture data from inquiries submitted through the intake form and not if they contact the Council Member directly. The data we can provide is included below.

Data Key

The data below is an accumulation of all data received since the launch of the website on October 2, 2024.

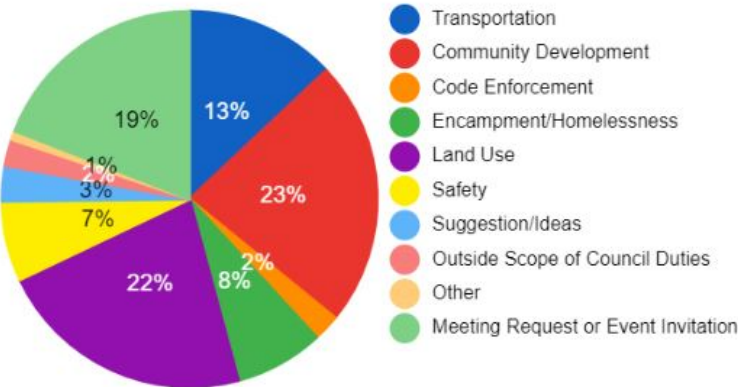
Total by District: This data is based on the address submitted by the constituent.

Topic Categories: These are overarching categories based on the topic and information provided by the constituent.

Total Submissions: The total number of submissions received since the launch on October 2, 2024.

Submissions that include more than one Council Member: Includes any requests where one or more additional Council Members are selected.

Category Codes



Total Request Submissions

149

Request Submissions

119

Requests including +1
Council Members

Total by District

Submissions by Council District



Contact: Karyssa Mathison, Constituent Relations Analyst
kmathison@cityoftacoma.org





Memorandum

TO: Elizabeth Pauli, City Manager
FROM: Katie Johnston, Budget Officer
COPY: Mayor and City Council
SUBJECT: **RESPONSE TO COUNCIL QUESTIONS**
DATE: November 7, 2024

This correspondence provides responses to follow-up questions received by staff from City Council Members at the October 15th Study Session and questions received since October 31st 2024.

1. Tacoma Police Recruitment

After the October 15th Study Session Council Member Diaz asked for breakdown of the Police Departments recruitment efforts and what the Department is doing to reach out to Historically Black Colleges and Universities.

Staff Response

Tacoma Public Department has a robust recruiting plan. As part of the plan, the recruiting staff use a combination of four strategies to actively recruit persons of different backgrounds:

Strategy #1 – Physically attend events and gatherings that would be good recruiting opportunities.

Strategy #2 – Post on law enforcement-related and educational websites, as there are many sites available that post active law enforcement openings.

Strategy #3 – Partner with outside vendors to assist with products and social media.

Strategy #4 – Involvement in the 30x30 Initiative.

Through these efforts, two TPD officers attended the HBCU Legacy Bowl Career Fair in New Orleans in 2023. In addition, TPD has a contract (\$181k in 2023 – 2024) with Hemisphere, which conducted a digital HBCU campaign between 06/25/2023 and 11/30/2023, or a period of 159 days. The campaign was run on Meta, mostly Instagram, consisting of videos, targeted messages, and a landing page, with the goals of clicks to the landing page and requests for information.

TPD officers have attended other events such as the Elevate Women Community Event, Northwest Women's Show, State of Black Tacoma, Mosaic Arts & Culture Festival, and the Juneteenth Celebration. The full schedule of events is attached for reference for 2022 – 2024 events. It also includes the staff who attended.

As stated by a Hemisphere employee, "One challenge we have with advertising to a more diverse audience, and this was especially true in the HBCU campaign, is a severe limitation on where ads can be shown and to whom. Meta has safeguards on advertising career opportunities, making

hyper-targeting these kinds of opportunities an impossibility. That’s generally a good thing, stopping bad actors from excluding minority populations from jobs and careers, but it works the other way around too. Because of these limitations, we could not limit the age or sex; we had to advertise in a 25km radius around the HBCUs, a fairly large radius (like targeting PLU but having to include Yelm, Lacey, and Auburn as well), and we were severely limited in our interest targeting options. We tried running the ads as an education campaign but Meta quickly banned the ads and forced us to reclassify them in order to run again. The best we found was targeting people interested in law and justice, but again, because of the lack of age targeting we found our ads to be less effective. Our current campaigns are designed to reach a more diverse audience by targeting based on media and narrative. While we can’t directly target based on sex or ethnicity, we have been able to relay the TPD’s desire for more diversity in hiring through ad copy, images, videos, and landing pages that both directly and indirectly convey the messaging.”

With these challenges, TPD recently opted out of prioritizing Hemisphere’s geofencing abilities around the HBCUs and instead focus on areas in and around military bases. It is TPD’s experience that military personnel represent a wide demographic and is a candidate source which allows TPD to hire a more diverse workforce that reflects the community TPD serves.

2. City Council Budget

Council Member Walker reached out to for detail on the proposed 2025-2026 City Council Budget. Subsequently other Council Members have reached out to understand what is in the City Council budget at the Cost Center – Cost Element level compared to the 2023-2024 adopted budget.

Staff Response

The City Council budget is divided between two funds and three cost centers. The Funds are 5800-City Council where expenses are funded by the rest of City Departments and 1030 Council Contingency where expenses are funded by a transfer from the General Fund.

Personnel increases in cost center 598900 largely due to Salary Commission recommended salary increase of 20% for 2024. The projected increase for Council salaries from the current rate to 2025 and 2026 is the same as the general wage increase assumption for all employees (2.75% in 2025 and 3% in 2026). Therefore, the majority of the increase in the comparison between the 2023-2024 Adopted Budget and the 2025-2026 Proposed Budget is the salary increase that occurred this biennium that was not included in the 2023-2024 budget assumptions.

Expense details is shared in the table below.

Fund	Cost Center - Cost Center Name	Cost Element Group	2023-2024 Adopted	2025-2026 Proposed	
1030 - Contingency Fund	660000-Council Contingency	External Services	5310100 - Professional Services Expense	\$ 0	\$ 0
			5330100 - External Contract Services	\$ 450,000	\$ 500,000
		External Services Total		\$ 450,000	\$ 500,000
		Indirect Costs	5959998 - Assessments-Planning Only	\$ -	
		Indirect Costs Total		\$ -	
		Reserves	5010100 - Ending Cash Balance Budget	\$ -	\$ 35,301
		Reserves Total		\$ -	\$ 35,301
		660000-Council Contingency Total		\$ 450,000	\$ 535,301
1030 - Contingency Fund Total			\$ 450,000	\$ 535,301	
5800 - General Government Internal Services	598900-Office of Mayor & City Council	Employee-Related Costs	5110410 - Allowances	\$ 13,200	\$ 13,200
			5412030 - Association Dues & Subscriptions	\$ 23,500	\$ 23,500
			5414000 - Training and Professional Development	\$ 26,500	\$ 53,874
			5414100 - Travel and Subsistence	\$ 95,500	\$ 124,700
			5419100 - Miscellaneous Employee Reimbursements	\$ 3,600	\$ 3,600
		Employee-Related Costs Total		\$ 162,300	\$ 218,874
		External Services	5310100 - Professional Services Expense	\$ 18,000	\$ 36,000
			5312010 - Printing & Graphic Service	\$ 12,000	\$ 12,000
			5330100 - External Contract Services	\$ 31,600	\$ 31,600
			5412000 - Advertising Expense	\$ 7,500	\$ 7,500
		External Services Total		\$ 69,100	\$ 87,100
		Indirect Costs	5415000 - Insurance Expense	\$ -	
			5415010 - Public Liability Insurance - Self Ins	\$ 22,589	\$ 25,526
			5417007 - Rent/Lease Municipal Buildings	\$ 227,864	\$ 231,264
			5950370 - Assmt-Mail Srvc for Gen Govt	\$ 11,735	\$ 9,446
		Indirect Costs Total		\$ 262,188	\$ 266,237

		Operating Expenses	5210000 - Communication Materials	\$ 588	\$ 1,063
			5210010 - Telecommunications Shared Cost	\$ 173	
			5210015 - Cellular Phone Usage	\$ 41,432	\$ 23,804
			5210100 - Office Expense	\$ 6,000	\$ 6,000
			5210200 - Food & Beverage	\$ 22,000	\$ 23,085
			5220100 - Operating Supplies	\$ 2,000	\$ 2,000
			5220150 - Computer Supplies	\$ 8,900	\$ 8,900
			5312020 - Convenience Copier Charges	\$ 16,153	\$ 8,608
			5411000 - Transportation Expense	\$ 900	\$ 900
			5412170 - Software Licensing & Maintenance Fees	\$ 200	\$ 200
			5413000 - Postage Expense	\$ 1,000	\$ 1,000
			5417004 - Rent/Lease others	\$ 3,200	\$ 3,200
			5419200 - Miscellaneous Other Services and Charges	\$ 400	\$ 400
			5423010 - Other Cust Fees Revenue (Late/NSF Check	\$ 200	\$ 200
		Operating Expenses Total		\$ 103,146	\$ 79,361
		Personnel Services	5110100 - Salaries and Wages Expense - Regular	\$ 1,084,434	\$ 1,358,933
			5110800 - FICA Contributions	\$ 82,959	\$ 103,958
			5110810 - Health & Welfare	\$ 381,504	\$ 416,198
			5110811 - Dental Plan	\$ 27,974	\$ 30,665
			5110820 - Insurance-Group Life	\$ 2,169	\$ 367
			5110828 - Paid Family and Medical Leave ER	\$ 1,735	\$ 3,106
			5110830 - Industrial Insurance	\$ 3,744	\$ 2,630
			5110835 - State Unemployment Compensation	\$ 108	\$ 750
			5110850 - Pension Contributions-TERS	\$ 122,975	\$ 154,103
		Personnel Services Total		\$ 1,707,602	\$ 2,070,710
	598900-Office of Mayor & City Council Total			\$ 2,304,335	\$ 2,722,282
	598910-City Council Support	Employee-Related Costs	5414000 - Training and Professional Development	\$ 4,250	\$ 4,250
			5414100 - Travel and Subsistence	\$ 4,250	\$ 14,250
		Employee-Related Costs Total		\$ 8,500	\$ 18,500

		Indirect Costs	5415010 - Public Liability Insurance - Self Ins	\$ 15,060	\$ 19,854
		Indirect Costs Total		\$ 15,060	\$ 19,854
		Operating Expenses	5210100 - Office Expense	\$ 10,600	\$ 10,600
			5210200 - Food & Beverage	\$ 2,450	\$ 2,450
			5220100 - Operating Supplies	\$ 4,200	\$ 4,200
			5220150 - Computer Supplies	\$ 2,400	\$ 2,400
		Operating Expenses Total		\$ 19,650	\$ 19,650
		Personnel Services	5110100 - Salaries and Wages Expense - Regular	\$ 1,335,902	\$ 1,598,217
			5110800 - FICA Contributions	\$ 102,197	\$ 122,264
			5110810 - Health & Welfare	\$ 296,725	\$ 323,710
			5110811 - Dental Plan	\$ 21,758	\$ 23,851
			5110820 - Insurance-Group Life	\$ 2,672	\$ 3,481
			5110828 - Paid Family and Medical Leave ER	\$ 2,137	\$ 3,652
			5110830 - Industrial Insurance	\$ 2,912	\$ 2,046
			5110835 - State Unemployment Compensation	\$ 134	\$ 612
			5110850 - Pension Contributions-TERS	\$ 151,491	\$ 181,237
		Personnel Services Total		\$ 1,915,928	\$ 2,259,070
	598910-City Council Support Total			\$ 1,959,137	\$ 2,317,074
5800 - General Government Internal Services Total				\$ 4,263,472	\$ 5,039,355
Grand Total				\$ 4,713,472	\$ 5,574,656



Citywide Weekly Briefing for 04 November 2024 to 10 November 2024

The data is not National Incident Based Reporting System (NIBRS) compliant. Do not compare the results with any report using that standard. The data is dynamic and is subject to change and/or revision. The number of distinct offenses listed on a report are counted. This does not represent reports or individuals. All data is compared to last year for the same number of days or date range. Small numbers may cause large percent increases and decreases. Beginning 1 October 2022, there was a change in how TPD reports certain Aggravated Assaults and Destruction offenses.

Offense Breakdown	7 Days		28 Days		Year to Date		7 Days	28 Days	YTD
	04-Nov-2023	04-Nov-2024	14-Oct-2023	14-Oct-2024	01-Jan-2023	01-Jan-2024			
	10-Nov-2023	10-Nov-2024	10-Nov-2023	10-Nov-2024	10-Nov-2023	10-Nov-2024			
Persons	84	69	347	322	3864	3793	17.9%▼	7.2%▼	1.8%▼
Assault	76	63	314	288	3504	3447	17.1%▼	8.3%▼	1.6%▼
Homicide (doesn't include Negligent/Justifiable)	1	0	4	2	27	20	100.0%▼	50.0%▼	25.9%▼
Kidnapping/Abduction	1	1	4	7	79	91	0.0%	75.0%▲	15.2%▲
Sex Offenses, Forcible	6	5	25	25	252	233	16.7%▼	0.0%	7.5%▼
Property	548	258	2181	1418	21764	17177	52.9%▼	35.0%▼	21.1%▼
Arson	2	2	7	6	107	99	0.0%	14.3%▼	7.5%▼
Burglary/Breaking and Entering	23	24	106	128	1369	1332	4.3%▲	20.8%▲	2.7%▼
Counterfeiting/Forgery	1	1	5	4	41	51	0.0%	20.0%▼	24.4%▲
Destruction/Damage/Vandalism of Property	161	58	640	384	5676	4696	64.0%▼	40.0%▼	17.3%▼
Fraud	14	9	47	33	529	527	35.7%▼	29.8%▼	0.4%▼
Larceny/Theft	185	118	776	636	7545	7091	36.2%▼	18.0%▼	6.0%▼
Motor Vehicle Theft	142	30	504	168	5441	2689	78.9%▼	66.7%▼	50.6%▼
Robbery	15	11	61	32	548	367	26.7%▼	47.5%▼	33.0%▼
Stolen Property	5	3	32	16	433	260	40.0%▼	50.0%▼	40.0%▼
Society	5	24	61	85	443	623	380.0%▲	39.3%▲	40.6%▲
Drug/Narcotic	3	18	38	61	162	368	500.0%▲	60.5%▲	127.2%▲
Pornography/Obscene Material	1	0	4	1	16	13	100.0%▼	75.0%▼	18.8%▼
Prostitution	0	0	0	0	5	4	0.0%	0.0%	20.0%▼
Weapon Law Violations	1	6	19	23	260	238	500.0%▲	21.1%▲	8.5%▼
Citywide Totals	637	351	2589	1825	26071	21593	44.9%▼	29.5%▼	17.2%▼

NC = Noncalculable

Last 7 Days

Notes:

- There were no Homicide offense(s) during the last 7 days.
- 55.6% (35/63) of the Assaults were coded Simple Assault.
- There were 41 DV-related offenses.
- 53.7% (22/41) of the DV-related offenses were Persons.
- 31.7% (20/63) of the Assaults were DV-related.
- DV-related Offenses: 41 ↔ 41
- There were no Gang-Related offense(s) during the last 7 days.
- Theft from Motor Vehicle: 74 ↘ 47

Top 5 Locations - Compared to last year

- 4502 S Steele St: 20 ↘ 9
- 616 S G St: 0 ↗ 4
- 1101 A St: 0 ↗ 4
- 7250 Pacific Ave: 3 ↗ 4
- 1538 Commerce St: 2 ↗ 4
- 2505 S 38th St: 2 ↗ 4
- 7041 Pacific Ave: 0 ↗ 4

Top 5 Offense Locations - Compared to last year

- Single Family Residence: 92 ↘ 66
- Street/Right Of Way: 116 ↘ 66
- Parking Lot: 155 ↘ 56
- Apartment: 60 ↘ 37
- Other Business: 12 ↗ 13



Sector 1 Weekly Briefing for 04 November 2024 to 10 November 2024

The data is not National Incident Based Reporting System (NIBRS) compliant. Do not compare the results with any report using that standard. The data is dynamic and is subject to change and/or revision. The number of distinct offenses listed on a report are counted. This does not represent reports or individuals. All data is compared to last year for the same number of days or date range. Small numbers may cause large percent increases and decreases. Beginning 1 October 2022, there was a change in how TPD reports certain Aggravated Assaults and Destruction offenses.

Offense Breakdown	7 Days		28 Days		Year to Date		7 Days	28 Days	YTD
	04-Nov-2023	04-Nov-2024	14-Oct-2023	14-Oct-2024	01-Jan-2023	01-Jan-2024			
	10-Nov-2023	10-Nov-2024	10-Nov-2023	10-Nov-2024	10-Nov-2023	10-Nov-2024			
Persons	17	15	82	89	980	982	11.8%▼	8.5%▲	0.2%▲
Assault	17	13	71	73	880	876	23.5%▼	2.8%▲	0.5%▼
Homicide (doesn't include Negligent/Justifiable)	0	0	1	1	6	7	0.0%	0.0%	16.7%▲
Kidnapping/Abduction	0	1	2	5	20	30	NC	150.0%▲	50.0%▲
Sex Offenses, Forcible	0	1	8	10	73	69	NC	25.0%▲	5.5%▼
Property	156	71	525	371	5034	4706	54.5%▼	29.3%▼	6.5%▼
Arson	1	0	4	1	43	46	100.0%▼	75.0%▼	7.0%▲
Burglary/Breaking and Entering	11	7	29	28	336	365	36.4%▼	3.4%▼	8.6%▲
Counterfeiting/Forgery	0	0	2	0	10	3	0.0%	100.0%▼	70.0%▼
Destruction/Damage/Vandalism of Property	49	16	172	123	1530	1612	67.3%▼	28.5%▼	5.4%▲
Fraud	4	4	9	8	92	78	0.0%	11.1%▼	15.2%▼
Larceny/Theft	59	31	208	158	1663	1793	47.5%▼	24.0%▼	7.8%▲
Motor Vehicle Theft	27	8	85	37	1136	648	70.4%▼	56.5%▼	43.0%▼
Robbery	4	3	10	7	108	98	25.0%▼	30.0%▼	9.3%▼
Stolen Property	1	1	5	4	99	45	0.0%	20.0%▼	54.5%▼
Society	0	11	14	33	130	146	NC	135.7%▲	12.3%▲
Drug/Narcotic	0	7	11	25	59	89	NC	127.3%▲	50.8%▲
Pornography/Obscene Material	0	0	1	0	2	3	0.0%	100.0%▼	50.0%▲
Prostitution	0	0	0	0	4	1	0.0%	0.0%	75.0%▼
Weapon Law Violations	0	4	2	8	65	53	NC	300.0%▲	18.5%▼
Sector Totals	173	97	621	493	6144	5834	43.9%▼	20.6%▼	5.0%▼

NC = Noncalculable

Last 7 Days

Notes:

- There were no Homicide offense(s) during the last 7 days.
- 46.2% (6/13) of the Assaults were coded Simple Assault.
- There were 10 DV-related offenses.
- 60.0% (6/10) of the DV-related offenses were Persons.
- 38.5% (5/13) of the Assaults were DV-related.
- DV-related Offenses: 7 ↗ 10
- There were no Gang-Related offense(s) during the last 7 days.
- Theft from Motor Vehicle: 33 ↘ 14

Top 5 Locations - Compared to last year

- 1538 Commerce St: 2 ↗ 4
- 1101 A St: 0 ↗ 4
- 1410 Martin Luther King Jr Way: 0 ↗ 3
- 565 Broadway: 4 ↘ 3
- 1717 S J St: 0 ↗ 2
- 1314 Market St: 0 ↗ 2
- 1918 S L St: 0 ↗ 2
- There were 12 more locations with 2.

Top 5 Offense Locations - Compared to last year

- Street/Right Of Way: 39 ↘ 27
- Parking Lot: 42 ↘ 19
- Single Family Residence: 12 ↗ 15
- Apartment: 19 ↘ 5
- Church: 1 ↗ 4



Sector 2 Weekly Briefing for 04 November 2024 to 10 November 2024

The data is not National Incident Based Reporting System (NIBRS) compliant. Do not compare the results with any report using that standard. The data is dynamic and is subject to change and/or revision. The number of distinct offenses listed on a report are counted. This does not represent reports or individuals. All data is compared to last year for the same number of days or date range. Small numbers may cause large percent increases and decreases. Beginning 1 October 2022, there was a change in how TPD reports certain Aggravated Assaults and Destruction offenses.

Offense Breakdown	7 Days		28 Days		Year to Date		7 Days	28 Days	YTD
	04-Nov-2023	04-Nov-2024	14-Oct-2023	14-Oct-2024	01-Jan-2023	01-Jan-2024			
	10-Nov-2023	10-Nov-2024	10-Nov-2023	10-Nov-2024	10-Nov-2023	10-Nov-2024			
Persons	29	17	77	62	829	935	41.4%▼	19.5%▼	12.8%▲
Assault	24	13	67	56	738	839	45.8%▼	16.4%▼	13.7%▲
Homicide (doesn't include Negligent/Justifiable)	1	0	3	0	10	2	100.0%▼	100.0%▼	80.0%▼
Kidnapping/Abduction	1	0	1	0	10	22	100.0%▼	100.0%▼	120.0%▲
Sex Offenses, Forcible	3	4	6	6	71	71	33.3%▲	0.0%	0.0%
Property	169	69	641	358	6077	4625	59.2%▼	44.1%▼	23.9%▼
Arson	1	0	1	2	22	19	100.0%▼	100.0%▲	13.6%▼
Burglary/Breaking and Entering	6	8	22	36	338	308	33.3%▲	63.6%▲	8.9%▼
Counterfeiting/Forgery	0	0	1	2	13	18	0.0%	100.0%▲	38.5%▲
Destruction/Damage/Vandalism of Property	53	16	190	96	1648	1269	69.8%▼	49.5%▼	23.0%▼
Fraud	6	5	15	11	150	174	16.7%▼	26.7%▼	16.0%▲
Larceny/Theft	49	29	227	157	2221	1978	40.8%▼	30.8%▼	10.9%▼
Motor Vehicle Theft	51	9	162	43	1480	745	82.4%▼	73.5%▼	49.7%▼
Robbery	3	2	14	7	129	70	33.3%▼	50.0%▼	45.7%▼
Stolen Property	0	0	8	1	52	28	0.0%	87.5%▼	46.2%▼
Society	0	0	8	4	48	76	0.0%	50.0%▼	58.3%▲
Drug/Narcotic	0	0	7	1	16	41	0.0%	85.7%▼	156.3%▲
Pornography/Obscene Material	0	0	0	1	4	2	0.0%	NC	50.0%▼
Prostitution	0	0	0	0	0	0	0.0%	0.0%	0.0%
Weapon Law Violations	0	0	1	2	28	33	0.0%	100.0%▲	17.9%▲
Sector Totals	198	86	726	424	6954	5636	56.6%▼	41.6%▼	19.0%▼

NC = Noncalculable

Last 7 Days

Notes:

- There were no Homicide offense(s) during the last 7 days.
- 76.9% (10/13) of the Assaults were coded Simple Assault.
- There were 10 DV-related offenses.
- 70.0% (7/10) of the DV-related offenses were Persons.
- 46.2% (6/13) of the Assaults were DV-related.
- DV-related Offenses: 11 ≥ 10
- There were no Gang-Related offense(s) during the last 7 days.
- Theft from Motor Vehicle: 24 ≥ 13

Top 5 Locations - Compared to last year

- 616 S G St: 0 ↗ 4
- 400 S J St: 0 ↗ 3
- 3108 N Ferdinand St: 0 ↗ 2
- 3330 S 23rd St: 0 ↗ 2
- 821 S Huson St: 1 ↗ 2
- 4947 N Mildred St: 0 ↗ 2
- 3131 S 19th St: 0 ↗ 2
- There were 12 more locations with 2.

Top 5 Offense Locations - Compared to last year

- Single Family Residence: 31 ≥ 21
- Apartment: 25 ≥ 16
- Street/Right Of Way: 29 ≥ 10
- Parking Lot: 54 ≥ 9
- Garage (Non-Residential): 3 ↗ 4
- Garage (Residential): 1 ↗ 3



Sector 3 Weekly Briefing for 04 November 2024 to 10 November 2024

The data is not National Incident Based Reporting System (NIBRS) compliant. Do not compare the results with any report using that standard. The data is dynamic and is subject to change and/or revision. The number of distinct offenses listed on a report are counted. This does not represent reports or individuals. All data is compared to last year for the same number of days or date range. Small numbers may cause large percent increases and decreases. Beginning 1 October 2022, there was a change in how TPD reports certain Aggravated Assaults and Destruction offenses.

Offense Breakdown	7 Days		28 Days		Year to Date		7 Days	28 Days	YTD
	04-Nov-2023	04-Nov-2024	14-Oct-2023	14-Oct-2024	01-Jan-2023	01-Jan-2024			
	10-Nov-2023	10-Nov-2024	10-Nov-2023	10-Nov-2024	10-Nov-2023	10-Nov-2024			
Persons	16	16	78	71	853	844	0.0%	9.0%▼	1.1%▼
Assault	15	16	70	64	774	778	6.7%▲	8.6%▼	0.5%▲
Homicide (doesn't include Negligent/Justifiable)	0	0	0	1	6	2	0.0%	NC	66.7%▼
Kidnapping/Abduction	0	0	1	1	24	18	0.0%	0.0%	25.0%▼
Sex Offenses, Forcible	1	0	7	5	48	45	100.0%▼	28.6%▼	6.3%▼
Property	113	56	578	402	5660	4286	50.4%▼	30.4%▼	24.3%▼
Arson	0	2	2	2	17	17	NC	0.0%	0.0%
Burglary/Breaking and Entering	2	4	33	27	349	338	100.0%▲	18.2%▼	3.2%▼
Counterfeiting/Forgery	0	1	1	2	12	17	NC	100.0%▲	41.7%▲
Destruction/Damage/Vandalism of Property	36	9	161	95	1329	982	75.0%▼	41.0%▼	26.1%▼
Fraud	1	0	14	8	151	147	100.0%▼	42.9%▼	2.6%▼
Larceny/Theft	37	32	204	213	2061	1960	13.5%▼	4.4%▲	4.9%▼
Motor Vehicle Theft	33	3	142	43	1472	638	90.9%▼	69.7%▼	56.7%▼
Robbery	2	5	14	8	131	90	150.0%▲	42.9%▼	31.3%▼
Stolen Property	2	0	6	4	124	84	100.0%▼	33.3%▼	32.3%▼
Society	4	3	14	18	123	178	25.0%▼	28.6%▲	44.7%▲
Drug/Narcotic	2	2	7	10	45	107	0.0%	42.9%▲	137.8%▲
Pornography/Obscene Material	1	0	2	0	6	4	100.0%▼	100.0%▼	33.3%▼
Prostitution	0	0	0	0	1	0	0.0%	0.0%	100.0%▼
Weapon Law Violations	1	1	5	8	71	67	0.0%	60.0%▲	5.6%▼
Sector Totals	133	75	670	491	6636	5308	43.6%▼	26.7%▼	20.0%▼

NC = Noncalculable

Last 7 Days

Notes:

- There were no Homicide offense(s) during the last 7 days.
- 56.3% (9/16) of the Assaults were coded Simple Assault.
- There were 6 DV-related offenses.
- 50.0% (3/6) of the DV-related offenses were Persons.
- 18.8% (3/16) of the Assaults were DV-related.
- DV-related Offenses: 10 ↘ 6
- There were no Gang-Related offense(s) during the last 7 days.
- Theft from Motor Vehicle: 10 ↔ 10

Top 5 Locations - Compared to last year

- 4502 S Steele St: 20 ↘ 9
- 2505 S 38th St: 2 ↗ 4
- 1913 S 72nd St: 0 ↗ 3
- 7037 S Pine St: 0 ↗ 2
- 6612 South Tacoma Way: 0 ↗ 2
- 2701 S Orchard St: 3 ↘ 2
- 3902 S Steele St: 0 ↗ 2
- There were 7 additional locations with 2.

Top 5 Offense Locations - Compared to last year

- Parking Lot: 40 ↘ 17
- Single Family Residence: 8 ↗ 10
- Street/Right Of Way: 30 ↘ 8
- Other Business: 5 ↗ 7
- Private Vehicle: 2 ↗ 4



Sector 4 Weekly Briefing for 04 November 2024 to 10 November 2024

The data is not National Incident Based Reporting System (NIBRS) compliant. Do not compare the results with any report using that standard. The data is dynamic and is subject to change and/or revision. The number of distinct offenses listed on a report are counted. This does not represent reports or individuals. All data is compared to last year for the same number of days or date range. Small numbers may cause large percent increases and decreases. Beginning 1 October 2022, there was a change in how TPD reports certain Aggravated Assaults and Destruction offenses.

Offense Breakdown	7 Days		28 Days		Year to Date		7 Days	28 Days	YTD
	04-Nov-2023	04-Nov-2024	14-Oct-2023	14-Oct-2024	01-Jan-2023	01-Jan-2024			
	10-Nov-2023	10-Nov-2024	10-Nov-2023	10-Nov-2024	10-Nov-2023	10-Nov-2024			
Persons	22	21	110	100	1202	1030	4.5%▼	9.1%▼	14.3%▼
Assault	20	21	106	95	1112	952	5.0%▲	10.4%▼	14.4%▼
Homicide (doesn't include Negligent/Justifiable)	0	0	0	0	5	9	0.0%	0.0%	80.0%▲
Kidnapping/Abduction	0	0	0	1	25	21	0.0%	NC	16.0%▼
Sex Offenses, Forcible	2	0	4	4	60	48	100.0%▼	0.0%	20.0%▼
Property	110	62	437	287	4993	3559	43.6%▼	34.3%▼	28.7%▼
Arson	0	0	0	1	25	17	0.0%	NC	32.0%▼
Burglary/Breaking and Entering	4	5	22	37	346	321	25.0%▲	68.2%▲	7.2%▼
Counterfeiting/Forgery	1	0	1	0	6	13	100.0%▼	100.0%▼	116.7%▲
Destruction/Damage/Vandalism of Property	23	17	117	70	1169	833	26.1%▼	40.2%▼	28.7%▼
Fraud	3	0	9	6	136	128	100.0%▼	33.3%▼	5.9%▼
Larceny/Theft	40	26	137	108	1600	1359	35.0%▼	21.2%▼	15.1%▼
Motor Vehicle Theft	31	10	115	45	1353	658	67.7%▼	60.9%▼	51.4%▼
Robbery	6	1	23	10	180	109	83.3%▼	56.5%▼	39.4%▼
Stolen Property	2	2	13	7	158	103	0.0%	46.2%▼	34.8%▼
Society	1	10	25	30	142	223	900.0%▲	20.0%▲	57.0%▲
Drug/Narcotic	1	9	13	25	42	131	800.0%▲	92.3%▲	211.9%▲
Pornography/Obscene Material	0	0	1	0	4	4	0.0%	100.0%▼	0.0%
Prostitution	0	0	0	0	0	3	0.0%	0.0%	NC
Weapon Law Violations	0	1	11	5	96	85	NC	54.5%▼	11.5%▼
Sector Totals	133	93	572	417	6337	4812	30.1%▼	27.1%▼	24.1%▼

NC = Noncalculable

Last 7 Days

Notes:

- There were no Homicide offense(s) during the last 7 days.
- 47.6% (10/21) of the Assaults were coded Simple Assault.
- There were 15 DV-related offenses.
- 40.0% (6/15) of the DV-related offenses were Persons.
- 28.6% (6/21) of the Assaults were DV-related.
- DV-related Offenses: 13 ↔ 15
- There were no Gang-Related offense(s) during the last 7 days.
- Theft from Motor Vehicle: 7 ↗ 10

Top 5 Locations - Compared to last year

- 7041 Pacific Ave: 0 ↗ 4
- 7250 Pacific Ave: 3 ↗ 4
- 9002 Pacific Ave: 0 ↗ 3
- 9318 S Steele St: 0 ↗ 3
- 9314 S Ash St: 0 ↗ 3
- S 90th St & S Hosmer St: 0 ↗ 3

Top 5 Offense Locations - Compared to last year

- Single Family Residence: 41 ↘ 21
- Street/Right Of Way: 18 ↗ 21
- Apartment: 8 ↗ 14
- Parking Lot: 19 ↘ 11
- Grocery Store: 5 ↔ 5



MEETINGS FOR THE WEEK OF NOVEMBER 18, 2024 THROUGH NOVEMBER 22, 2024

TIME	MEETING	LOCATION
MONDAY, NOVEMBER 18, 2024		
NO MEETINGS SCHEDULED		
TUESDAY, NOVEMBER 19, 2024		
9:00 AM	Hearing Examiner's Hearing*	747 Market St., Municipal Bldg., Council Chambers Visit www.cityoftacoma.org/hearingexaminer
10:00 AM	Government Performance and Finance Committee	747 Market St., Municipal Bldg., Conf. Rm. 248 Join Zoom Meeting at https://zoom.us/j/84416690206 Telephonic: Dial 253-215-8782 Meeting ID: 844 1669 0206 Passcode: 614650
11:15 AM	Bid Opening**	Visit www.tacomapurchasing.org
NOON	Joint City Council and Public Utility Board Study Session	747 Market St., Municipal Bldg., Council Chambers Join Zoom Meeting at: https://zoom.us/j/89496171192 Telephonic: Dial 253-215-8782 Meeting ID: 894 9617 1192 Passcode: 896569
5:00 PM	City Council Meeting	747 Market St., Municipal Bldg., Council Chambers Join Zoom Meeting at: https://zoom.us/j/84834233126 Telephonic: Dial 253-215-8782 Meeting ID: 848 3423 3126 Passcode: 349099
WEDNESDAY, NOVEMBER 20, 2024		
7:30 AM	Equity in Contracting Advisory Committee	747 Market St., Municipal Bldg., Conf. Rm. 243 Join Zoom Meeting at: https://zoom.us/j/93921755135 Telephonic: Dial 253-215-8782 Meeting ID: 939 2175 5135 Passcode: 959442
9:00 AM	Unfit Building Hearings****	Contact DeJa Irving at DIrving@cityoftacoma.org
9:00 AM	City Council - SPECIAL MEETING	747 Market St., Municipal Bldg., Council Chambers Join Zoom Meeting at: https://zoom.us/j/89496171192 Telephonic: Dial 253-215-8782 Meeting ID: 894 9617 1192 Passcode: 896569
1:00 PM	Infrastructure, Planning, and Sustainability Committee – SPECIAL MEETING	747 Market St., Municipal Bldg., Conf. Rm. 248 Join Zoom Meeting at: https://zoom.us/j/87829056704 Telephonic: Dial 253-215-8782 Meeting ID: 878 2905 6704 Passcode: 614650
2:00 PM	Tacoma Permit Advisory Group – CHANGE OF LOCATION	747 Market St., Municipal Bldg., Conf. Rm. 243 Join Zoom Meeting at: https://zoom.us/j/83142338104 Telephonic: Dial 253-215-8782 Meeting ID: 831 4233 8104 Passcode: 193952
4:00 PM	City Events and Recognitions Committee	747 Market St., Municipal Bldg., Conf. Rm. 248 Join Zoom Meeting at: https://zoom.us/j/87320156844 Telephonic: Dial 253-215-8782 Meeting ID: 873 2015 6844
5:00 PM	Planning Commission	747 Market St., Municipal Bldg., Council Chambers Join Zoom Meeting at: www.zoom.us/j/84416624153 Telephonic: Dial 253-215-8782 Meeting ID: 844 1662 4153
5:30 PM	Tacoma Public Library Board of Trustees	Moore Branch, 215 South 56th Street Visit https://tacomalibrary.org/board-of-trustees/

5:30 PM Transportation Commission

747 Market St., Municipal Bldg., Conf. Rm. 243
Join Zoom Meeting at: <https://zoom.us/j/87316891624>
Telephonic: Dial 253-215-8782
Meeting ID: 873 1689 1624 Passcode: 747000

THURSDAY, NOVEMBER 21, 2024

7:30 AM Tacoma Community Redevelopment Authority Board

747 Market St., Municipal Bldg., Conf. Rm. 248
Join Zoom Meeting at: <https://zoom.us/j/84447211773>
Telephonic: Dial 253-215-8782
Meeting ID: 844 4721 1773 Passcode: 970091

9:00 AM Hearing Examiner's Hearing*

747 Market St., Municipal Bldg., Council Chambers
Visit www.cityoftacoma.org/hearingexaminer

1:00 PM Economic Development Committee –
SPECIAL MEETING

747 Market St., Municipal Bldg., Conf. Rm. 248
Join Zoom Meeting at: <https://zoom.us/j/88227539908>
Telephonic: Dial 253-215-8782
Meeting ID: 882 2753 9908 Passcode: 614650

5:00 PM Sustainable Tacoma Commission

747 Market St., Municipal Bldg., Conf. Rm. 248
Join Zoom Meeting at: <https://zoom.us/j/84328083947>
Telephonic: Dial 253-215-8782
Meeting ID: 843 2808 3947 Passcode: 253253
Contact LaKecia Farmer at 253-625-4318

FRIDAY, NOVEMBER 22, 2024

NO MEETINGS SCHEDULED



Meeting sites are accessible to people with disabilities. People with disabilities requiring special accommodations should contact the appropriate department(s) 48 hours prior to the meeting time.

* Hearing Examiner's Hearings and Local Improvement District Meetings meet on an as-needed basis. Contact the Hearing Examiner's Office at 253-591-5195 to confirm whether a meeting will be held this week. Hearings may be held at various times throughout the day.

** Bid Opening will be held on an as-needed basis. Contact the Finance Procurement and Payables Office at 253-502-8468 or www.tacomapurchasing.org to confirm whether Bid Opening will be held.

**** Hearings may be held at various times throughout the day.



**CITY OF TACOMA, WASHINGTON
OFFICE OF THE CITY COUNCIL
COUNCIL CONSIDERATION REQUEST**

TO: Mayor & City Council

FROM: Council Member Jamika Scott and Policy Analyst Christina Caan

COPIES TO: Elizabeth Pauli, City Manager; Chris Bacha, City Attorney

SUBJECT: **Resolution – Council contingency fund request to sponsor the Hilltop holiday event**

DATE: November 13, 2024

I ask for your support for a Council contingency fund expenditure of \$5,000 to sponsor the Hilltop holiday event.

LEGISLATIVE INTENT

Council Contingency Fund Request: I ask for your support for a Council contingency fund expenditure of \$5,000 to sponsor the annual Hilltop holiday event. The Hilltop holiday event is a joyful family-friendly and community focused event aimed at bringing people together to celebrate community and the season. Families and friends are invited to create cherished memories while enjoying warm drinks from Red Elm, sweet treats from Love by the Slice, activities, and a performance by T.U.P.A.C. dancers. Strings of lights in festive shapes, including a snowman and snowflakes, will be illuminated on the side of the T.U.P.A.C. building following a group countdown. In addition, decorative wreaths will also be installed on light posts along Martin Luther King Jr. Way in the Hilltop Business District to create a festive and inviting environment for local shops.

- This event is hosted by the Hilltop Action Coalition, a non-profit that aims to engage residents and business owners seeking to play an active role in restoring the Hilltop community. The group provides neighborhood news, opportunities for networking, and helps to host events that showcase the Hilltop and its community.
- As a sponsor of the event, the City of Tacoma's name and logo would be included on advertising materials. Council Members are invited to be presenters at the event. Sponsorship will also help ensure that this event and food and drinks from local businesses are free to the general public, making it more accessible for all.

FUNDING REQUESTED: \$5,000

DESIRED RESOLUTION DATE: December 3, 2024

COMMUNITY ENGAGEMENT

The Hilltop Action Coalition in partnership with other local community groups have hosted this event in the past and received positive feedback from community members seeking to maintain the tradition. The Hilltop Action Coalition intends to advertise the event to the general public in an effort to welcome all Tacoma community members to enjoy the Hilltop and celebrate the season together. In addition, the Hilltop Business District is invited to engage in the event as well.

2025 STRATEGIC PRIORITIES

Equity and Accessibility: The Hilltop neighborhood encompasses a low to very low opportunity area in Tacoma where community members have experienced the lasting impacts of decades of intentional disinvestment and harmful policies directed toward communities of color.¹ This event would help the City of Tacoma invest in enhancing the character and livability of the Hilltop neighborhood. It would also help showcase Hilltop as a family-friendly area by providing an opportunity for young people and their friend and families to celebrate the season as a community.

Economy/Workforce: *Equity Index Score:* Moderate Opportunity

Increase the number of infrastructure projects and improvements that support existing and new business developments.

Livability: *Equity Index Score:* Moderate Opportunity

Improve access and proximity by residents to diverse income levels and race/ethnicity to community facilities, services, infrastructure, and employment.

Increase positive public perception of safety and overall quality of life.

This event will help nurture the local economy by featuring food and drinks from local businesses and by drawing community members from across the city to the Hilltop Business District with cheerful decorations. It also aims to expand support for the arts in Hilltop by showcasing the talents of T.U.P.A.C. performers. In addition, events that are open to the public help bolster pride and connectivity among neighbors, fostering community bonds that are vital for making neighborhoods safe and welcoming for all.

ALTERNATIVES

Alternative	Positive Impacts	Negative Impacts
Do not fund the sponsorship	Council would preserve contingency funds for other priorities.	The event organizers would need to reduce the scope and scale of the event, making it potentially less accessible to the community and providing less community benefit.

EVALUATIONS AND FOLLOW UP

The City of Tacoma will provide information on how to apply for the Special Events Funding Program Application in future years.

SPONSOR RECOMMENDATION

Sponsors recommend providing \$5,000 to sponsor the Hilltop holiday event.

FISCAL IMPACT

\$5,000 from Council contingency funds.

If you have a question related to the Council contingency fund request, please contact Christina Caan, Policy Analyst, at (253) 219-0679 (phone) or ccaan@cityoftacoma.org.


¹ [Equity Index - City of Tacoma](#)



SUBMITTED FOR COUNCIL CONSIDERATION BY: _____

Council Member Jamika Scott _____

SUPPORTING COUNCIL MEMBERS SIGNATURES



1. _____ POS#__6__



2. _____ POS#__4__

Mayor's initials Victoria R. Woodards

Contingency Commitments

2024	\$	225,000.00
(Remaining balance that will be carried over in March / April 2024)	\$	19,450.00

Resolution 41354

Council Requested - Raising Girls Sponsorship	\$	10,000.00
--	----	-----------

A Council Contingency Fund expenditure of \$10,000 to sponsor 500 Raising Girls winter care bags with personal hygiene and menstrual products, as well as warm winter items, for low-income Tacoma students.

Resolution 41372

Council Requested - Moroccan Sister City Committee Cultural and Economic Exchange	\$	5,000.00
--	----	----------

A Council Contingency Fund expenditure of \$5,000 request to sponsor the Moroccan Sister City Committee Cultural and Economic Exchange.

Resolution 41373

Council Requested - Metro Park's Mosaic Arts and Culture Festival	\$	5,500.00
--	----	----------

A Council Contingency Fund expenditure of \$5,500 to sponsor Metro Park's Mosaic Arts and Cultural Festival.

Resolution 41378

Council Requested - Advocates for Immigrants in Detention Northwest	\$	10,000.00
--	----	-----------

Council Contingency Fund expenditure of \$10,000 to Advocates for Immigrants in Detention Northwest (AIDNW) for their Phone Call Fund to support access to phone services for detainees in the Northwest Ice Processing Center

Resolution 41386

Council Requested - Tacoma Refugee Choir's First Annual Symposium Sponsorship	\$	10,000.00
--	----	-----------

A Council contingency fund expenditure of \$10,000 to sponsor the Tacoma Refugee Choir's first annual symposium, "From Welcoming to Cooperation."

Resolution 41442

Council Requested - Facilitation of Pierce County Climate Conversation Meetings	\$	20,000.00
--	----	-----------

Resolution authorizing \$20,000 in Council Contingency Funds to support the Pierce County Climate Conversation

Resolution 41449

Council Requested - Broadway Street Broken Window Repairs	\$	25,000.00
--	----	-----------

A \$25,000 Council Contingency Request for matching funds to support broken window replacement for businesses affected along Broadway

Resolution 41448

Council Requested - Youth Sponsorship to Fuzhou, China	\$	12,500.00
---	----	-----------

A Council Contingency fund expenditure of \$12,500 to support youth attendance at the Fuzhou Youth Week Convening in late June

Resolution 41471

Council Requested - South End Neighborhood Council (SENCo) Block Party & Resource Fair	\$	10,000.00
---	----	-----------

A resolution authorizing the \$10,000 in Council Contingency Funds to support the South End Neighborhood Council's 2024 Block Party & Resource Fair for the purpose of sharing information about public resources offered by the City of Tacoma and other organizations, and to build community connections and increase participation in SENCo meetings and activities.

Resolution 41526

Council Requested - Historic Cushman Street Fair Support	\$	5,000.00
---	----	----------

A Resolution for support for a Council contingency fund expenditure of \$4,000 to support the Historic Cushman Street Fair

Resolution 41539

Council Requested - Pride-themed Decorative Crosswalk	\$	35,000.00
--	----	-----------

A Resolution for a Council Contingency fund expenditure of \$35,000 for a Pride-themed decorative crosswalk on Broadway in downtown Tacoma.

Resolution 41533

Council Requested - Alchemy Skateboarding Expansion and Youth Access Fund	\$	10,000.00
--	----	-----------

A Resolution for a Council Contingency fund expenditure of \$10,000 to sponsor the Alchemy skateboarding expansion project and youth access fund.

Resolution 41534

Council Requested - Historic McKinley District Halloween Parade	\$	5,000.00
--	----	----------

A Resolution for a Council Contingency fund expenditure of \$5,000 to sponsor the Historic McKinley District Halloween Parade .

To Council October 29, 2024

Council Requested - Urban Reuse Program Assessment and Action Strategy	\$	20,000.00
---	----	-----------

A Resolution for a Council Contingency fund expenditure of \$20,000 to support an Urban Wood Reuse Program Assessment and Action Strategy.

To Study Session November 19, 2024

Council Request - Hilltop Holiday Event	\$	5,000.00
--	----	----------

A Resolution for a Council contingency fund expenditure to sponsor the Hilltop holiday event.

Council Requested - Senior services from Lighthouse and Beacon Senior Centers to Metro Parks Facilities	\$	30,000.00
--	----	-----------

A Council Contingency Fund expenditure of \$30,000 to support the transition of Tacoma's Senior Center services from Lighthouse and Beacon Senior Centers to Metro Parks facilities.

Starting Balance	\$	244,450.00
Total Amount Allocated	\$	218,000.00
Current Balance	\$	26,450.00



**CITY OF TACOMA, WASHINGTON
OFFICE OF THE CITY COUNCIL
COUNCIL CONSIDERATION REQUEST**

TO: Mayor & City Council

FROM: Council Member Sandesh Sadalge and Senior Council Policy Analyst Lynda Foster

COPIES TO: Elizabeth Pauli, City Manager; Hyun Kim, Deputy City Manager; Chris Bacha, City Attorney

SUBJECT: **Resolution – Senior Center transition support – November 19, 2024**

DATE: November 13, 2024

I ask for your support for a Council Contingency Fund expenditure of \$30,000 to support the transition of Tacoma’s Senior Center services from Lighthouse and Beacon Senior Centers to Metro Parks facilities.

LEGISLATIVE INTENT:

The City of Tacoma is working on a partnership agreement with Metro Parks to expand and enhance services for seniors aged 50 and older. This collaboration aims to leverage the resources and expertise of both organizations to provide a wider range of programs, activities, and resources for Tacoma’s growing senior population, while addressing the evolving needs of Tacoma as a whole.

- **Enhanced Programs and Activities:** Metro Parks brings a wealth of experience in senior services, offering a wider variety of programs and activities that cater to diverse interests and needs. This means more choices and opportunities for our seniors to stay active, engaged, and connected.
- **Expanded Reach:** By lowering the eligible age from 60 to 50, Metro Parks extends its services to a broader segment of the population, ensuring that more individuals can benefit from the support and resources they provide.
- **Increased Accessibility:** The City remains committed to providing transportation. And, with four more conveniently located community centers, Metro Parks offers greater accessibility for seniors, including those who prefer to utilize public transportation. This ensures that more seniors can participate in programs and activities without facing transportation barriers.
- **Strategic Partnerships:** This proposed transition exemplifies the City's commitment to forging strategic partnerships that maximize resources and expertise. By collaborating with Metro Parks, the City can ensure the delivery of high-quality senior services while utilizing resources to address other critical needs, such as homelessness, public safety and affordable housing.

Tacoma is a city that values its seniors. This proposed transition is not about abandoning our senior population but rather about embracing a new and improved approach to senior services. By partnering with Metro Parks, the City has chosen to invest in the wellbeing of its seniors, ensuring they have access to the resources and support they need to thrive in our vibrant community.

The Lighthouse and Beacon centers are anticipated to end senior services at the end of 2024 and contracted Metro Parks services has an anticipated start date of January 1, 2025. In recognition of feedback from senior community members about the transition timeline, this contingency fund request will extend services for Lighthouse Senior Center for an additional 30 days. During this extension, programming (SAIL classes, quilting, etc.) will have already transitioned to Metro Parks facilities and will not be offered at Lighthouse, but the space would be open for use during normal hours and people could come in and do puzzling, cards, socializing, etc. Lunch would continue. Neighborhood and Community Services (NCS) will have staff on site for 30 days to support the extended transition. This will look like being present at Lighthouse from 10 AM – 2 PM each day in January to help seniors select a new location to attend and talk through various program offerings. Staff will also use this time to make phone calls to any seniors that have not indicated a preferred location or registered with Metro Parks.

This extension builds on existing outreach work to our senior center participants. In the month of December, City staff is planning to attend the Metro Parks tabling sessions and provide information on various offerings, how to get registered, transportation and sign-up participants to tour Metro Parks facilities.

FUNDING REQUESTED:
\$ 30,000

DESIRED RESOLUTION DATE: December 3, 2024

COMMUNITY ENGAGEMENT/ (CUSTOMER RESEARCH):

Participants in senior programming at the Lighthouse and Beacon senior centers have contacted Mayor and Council to share their apprehension about this transition in services. CM Sadalge, CM Rumbaugh, and Mayor Woodards have attended in-person outreach events at the senior centers to hear participants concerns firsthand.

2025 STRATEGIC PRIORITIES:

Equity and Accessibility:

According to the 2023 American Community Survey 1-Year Estimates, 14.7% of Tacoma residents are 65 and older. In 2019, the City of Tacoma adopted an Age-Friendly City Action plan that acknowledged the 8 Domains of Livability framework used by many of the towns, cities, counties, and states enrolled in the AARP Network of Age-Friendly States and Communities. These included Community Health Services, Communication and Information, Outdoor Spaces and Buildings, Housing, Transportation, Social Participation, Respect and Social Inclusion, and Work and Civic Engagement.

Livability: Equity Index Score: Moderate Opportunity

Improve access and proximity by residents to diverse income levels and race/ethnicity to community facilities, services, infrastructure, and employment.

Increase positive public perception of safety and overall quality of life.

Explain how your legislation will affect the selected indicator(s)?

Investing in the transition between senior service providers will directly support the City's efforts to be an Age-friendly City. This resolution will provide additional time for City staff and community partners to connect with seniors who have participated in past programs and assist them in staying connected to City-funded programming at new locations. This will help prevent social isolation and the numerous health and safety concerns that comes with it, while also connecting seniors to other

key resources identified as valuable in our Age-friendly Action Plan.

ALTERNATIVES:

Alternative	Positive Impacts	Negative Impacts
1. Do not extend senior services at Lighthouse	Save Council resources for other priorities, clearly direct seniors seeking resources to new program	Shorter transition timeline than requested by seniors
2. Extend senior services for a longer set time at Lighthouse and/or Beacon	Provides more options for seniors at preferred locations.	Delays transferring to new, more expansive programs, contingency funding not available
3. Do not change senior service providers and locations	Current seniors utilizing current program who do not want to change locations could maintain services	Would be more costly while not expanding services to a larger population at more locations

EVALUATIONS AND FOLLOW UP:

After the 30-day extension is complete, the City Manager should provide an update to Council on staff's efforts to outreach to senior participants and connect them to the new Metro Parks programs.

SPONSOR RECOMMENDATION:

Sponsors recommend adopting this resolution and allocating \$30,000 in contingency funds to extend senior services at Lighthouse for 30 days to enhance the transition between existing and new senior services.

FISCAL IMPACT:

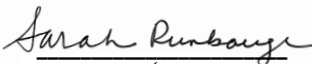
This resolution would allocate \$30,000 through Council contingency funds.


If you have a question related to the Council Contingency Fund Request, please contact Lynda Foster at 253.591.5166 or Lynda.Foster@cityofTacoma.org.

SUBMITTED FOR COUNCIL CONSIDERATION BY: 
Council Member Sadalge

SUPPORTING COUNCIL MEMBERS SIGNATURES (2 SIGNATURES ONLY)

(Signatures demonstrate support to initiate discussion and consideration of the subject matter by City Council for potential policy development and staff guidance/direction.)

1.  POS# 2

2.  POS# 5

Mayor's initials 

(Mayor's initials for awareness only to ensure alignment and coordination of emergent policies.)

Contingency Commitments

2024	\$	225,000.00
(Remaining balance that will be carried over in March / April 2024)	\$	19,450.00

Resolution 41354

Council Requested - Raising Girls Sponsorship	\$	10,000.00
--	----	-----------

A Council Contingency Fund expenditure of \$10,000 to sponsor 500 Raising Girls winter care bags with personal hygiene and menstrual products, as well as warm winter items, for low-income Tacoma students.

Resolution 41372

Council Requested - Moroccan Sister City Committee Cultural and Economic Exchange	\$	5,000.00
--	----	----------

A Council Contingency Fund expenditure of \$5,000 request to sponsor the Moroccan Sister City Committee Cultural and Economic Exchange.

Resolution 41373

Council Requested - Metro Park's Mosaic Arts and Culture Festival	\$	5,500.00
--	----	----------

A Council Contingency Fund expenditure of \$5,500 to sponsor Metro Park's Mosaic Arts and Cultural Festival.

Resolution 41378

Council Requested - Advocates for Immigrants in Detention Northwest	\$	10,000.00
--	----	-----------

Council Contingency Fund expenditure of \$10,000 to Advocates for Immigrants in Detention Northwest (AIDNW) for their Phone Call Fund to support access to phone services for detainees in the Northwest Ice Processing Center

Resolution 41386

Council Requested - Tacoma Refugee Choir's First Annual Symposium Sponsorship	\$	10,000.00
--	----	-----------

A Council contingency fund expenditure of \$10,000 to sponsor the Tacoma Refugee Choir's first annual symposium, "From Welcoming to Cooperation."

Resolution 41442

Council Requested - Facilitation of Pierce County Climate Conversation Meetings	\$	20,000.00
--	----	-----------

Resolution authorizing \$20,000 in Council Contingency Funds to support the Pierce County Climate Conversation

Resolution 41449

Council Requested - Broadway Street Broken Window Repairs	\$	25,000.00
--	----	-----------

A \$25,000 Council Contingency Request for matching funds to support broken window replacement for businesses affected along Broadway

Resolution 41448

Council Requested - Youth Sponsorship to Fuzhou, China	\$	12,500.00
---	----	-----------

A Council Contingency fund expenditure of \$12,500 to support youth attendance at the Fuzhou Youth Week Convening in late June

Resolution 41471

Council Requested - South End Neighborhood Council (SENCo) Block Party & Resource Fair	\$	10,000.00
---	----	-----------

A resolution authorizing the \$10,000 in Council Contingency Funds to support the South End Neighborhood Council's 2024 Block Party & Resource Fair for the purpose of sharing information about public resources offered by the City of Tacoma and other organizations, and to build community connections and increase participation in SENCo meetings and activities.

Resolution 41526

Council Requested - Historic Cushman Street Fair Support	\$	5,000.00
---	----	----------

A Resolution for support for a Council contingency fund expenditure of \$4,000 to support the Historic Cushman Street Fair

Resolution 41539

Council Requested - Pride-themed Decorative Crosswalk	\$	35,000.00
--	----	-----------

A Resolution for a Council Contingency fund expenditure of \$35,000 for a Pride-themed decorative crosswalk on Broadway in downtown Tacoma.

Resolution 41533

Council Requested - Alchemy Skateboarding Expansion and Youth Access Fund	\$	10,000.00
--	----	-----------

A Resolution for a Council Contingency fund expenditure of \$10,000 to sponsor the Alchemy skateboarding expansion project and youth access fund.

Resolution 41534

Council Requested - Historic McKinley District Halloween Parade	\$	5,000.00
--	----	----------

A Resolution for a Council Contingency fund expenditure of \$5,000 to sponsor the Historic McKinley District Halloween Parade .

To Council October 29, 2024

Council Requested - Urban Reuse Program Assessment and Action Strategy	\$	20,000.00
---	----	-----------

A Resolution for a Council Contingency fund expenditure of \$20,000 to support an Urban Wood Reuse Program Assessment and Action Strategy.

To Study Session November 19, 2024

Council Request - Hilltop Holiday Event	\$	5,000.00
--	----	----------

A Resolution for a Council contingency fund expenditure to sponsor the Hilltop holiday event.

Council Requested - Senior services from Lighthouse and Beacon Senior Centers to Metro Parks Facilities	\$	30,000.00
--	----	-----------

A Council Contingency Fund expenditure of \$30,000 to support the transition of Tacoma's Senior Center services from Lighthouse and Beacon Senior Centers to Metro Parks facilities.

Starting Balance	\$	244,450.00
Total Amount Allocated	\$	218,000.00
Current Balance	\$	26,450.00

November 19, 2024	Joint City Council / TPU Study Session (hybrid Council Chambers / dial-in 12:00pm)	Post Issuance Compliance Training	Finance Michael San Soucie & Pacifica Law Group - Stacey Crawshaw - Lewis Deanne Gregory -	Staff from the Finance Department and Pacifica Law Group will provide the Post Issuance Compliance Training presented by bond counsel. This training is required on an annual basis for both City Council and TPU Board in relation to bond issuances
		2025 State Legislative Update	City Manager's Office Sonja Hallum & Alex McBain	
		Closed - Labor Strategy		
	City Council Meeting (hybrid Council Chambers /dial-in 5:00 PM)	Budget Second Public Hearing		
November 20, 2024	Special Council Meeting	Council Budget Amendments for Consideration		
November 26, 2024	Cancelled			
December 3, 2024	City Council Study Session (hybrid Council Chambers /dial-in 12:00 pm)	Pierce Transit Destination 2045 Long Range Plan (this item may be moved to December 17)	Pierce Transit - Lauren Adler	
		Tacoma Venues and Events	Adam Cook	TVE will present on the proposed excise tax on major vendors responsible for the sale of food and beverage at specific City-owned facilities. Proceeds from this tax would partially be used to fund existing community event expenses thereby removing them from the General Fund over the course of the 2025-26 biennium and allowing for greater community support.
	City Council Meeting (hybrid Council Chambers /dial-in 5:00 PM)			
December 10, 2024	Study Session (hybrid Council Chambers /dial-in 12:00 pm)	Homeless Strategy Update		
	City Council Meeting (hybrid Council Chambers /dial-in 5:00 PM)	Budget Final Reading		
December 17, 2024	Study Session (hybrid Council Chambers /dial-in 12:00 pm)	Alternative Response	TFP, TPD, NCS	Quarterly update on the status of the three Alternative Response projects being led by Fire, Police, and Neighborhood and Community Services: Behavioral Health Response Team, Community Safety Officers, Homelessness Outreach expansion.
	City Council Meeting (hybrid Council Chambers /dial-in, 5:00 PM)			
December 24, 2024	Cancelled			
December 31, 2024	Cancelled			

Economic Development Committee (EDC)			
Committee Members: (Chair) Daniels, (Vice-Chair) Diaz, Bushnell, Scott Alternate: Rumbaugh Executive Liaison: Pat Beard Coordinator: Anna Le		2nd, 4th, and 5th Tuesdays 10:00 a.m. Hybrid: In-Person & Virtual meeting	CBC Assignments: • City Events and Recognition Committee • Equity in Contracting Advisory Committee • Greater Tacoma Regional Convention Center Public Facilities District • Tacoma Arts Commission • Tacoma Creates Advisory Board
	Topic	Presenters	Description
November 21, 2024 Special Meeting	Tacoma Arts Commission Interviews	Nicole Emery, City Clerk	The Committee will conduct interviews to fill four vacancies on the Commission.
November 26, 2024	Canceled	--	--
December 10, 2024	Economic Development Strategic Plan Work Session	Pat Beard, Interim Director; Carol Wolfe, Business Services Division Manager, Community and Economic Development	The third strategic plan work session will focus on objective 4 of the Economic Development Strategic Plan: Build Increasingly Vibrant Neighborhoods.
December 24, 2024	Canceled	--	--
December 31, 2024	Canceled	--	--

Infrastructure, Planning, and Sustainability Committee (IPS)

Committee Members: Walker (Chair), Diaz (Vice Chair), Sadalge, and Hines
Alternate: Bushnell
Executive Liaison: Ramiro Chavez
Coordinator: Anna Le

2nd and 4th Wednesdays
4:30pm
Hybrid: In-Person & Virtual Meeting

CBC Assignments: • Board of Building Appeals
 • Landmarks Preservation Commission • Planning Commission
 • Sustainable Tacoma Commission • Transportation Commission
 • Urban Design Board

	Topic	Presenters	Description
November 13, 2024	Canceled	Canceled	Canceled
November 20, 2024 Special Meeting	Landmarks Preservation Commission Interviews	Nicole Emery, City Clerk	The Committee will conduct interviews to fill three vacancies on the Landmarks Preservation Commission.
	Planning Commission Annual Report and Work Program	Brian Boudet, Division Manager, Planning and Development Services	Staff from Planning and Development Services will deliver an update on the Planning Commission Work Program and the Annual Report.
	South Tacoma Groundwater Protection District Code Update	Stephen Atkinson, Principal Planner, Planning and Development Services; Glen George, Principal Civil Engineer, Tacoma Water; Dana Deleon, Assistant Division Manager, Environmental Services; Jeff Hansen, Principal Engineer, HDR, Inc.	A progress report on the South Tacoma Groundwater Protection District code review and update, including: Summary of recent engagement activities; preliminary recommendations for code amendments, and; next steps and schedule for the code development process.
November 27, 2024	Canceled	--	--
December 11, 2024	Vision Zero Annual Report	Grayson Reim, Vision Zero Coordinator; Carrie Wilhelme, Principal Transportation Planner, Public Works	Public Works staff will present an update of the City's Vision Zero Program. The presentation will provide an overview of crash trends and progress on the implementation of the 2022 Vision Zero Action Plan.
	Solid Waste Manual Update	Corey Newton, Principal Engineer, Site and Building Division Manager, Planning and Development Services; Andy Torres, Solid Waste Assistant Division Manager, Environmental Services	Planning and Development Services and Solid Waste staff will present an overview of the City's new proposed Solid Waste Development Manual. This new manual will provide design guidance and requirements intended to reflect current best practices for design and construction of solid waste facilities within new commercial, multifamily, and residential developments.
December 25, 2024	Canceled	--	--

Government Performance and Finance Committee			
Committee Members: Hines (Chair), Bushnell (Vice Chair), Rumbaugh, and Daniels Alternate - Walker		1st and 3rd Tuesdays 10 a.m. Room 248	CBC Assignments: •Public Utility Board •Board of Ethics •Audit Advisory Board •Civil Service Board
Executive Liaison: Andy Cherullo; Coordinator: D'Angelo Baker			
November 19, 2024	Audit Advisory Board Quarterly Meeting	Staff from the State Auditor's Office (SAO)	Staff from the State Auditor's Office will hold an exit conference on the City's 2023 Financials.
	UPN-Ziply Transfer Agreement	Jeff Leuders, Division Manager, Media and Communications Office	Staff from Media & Communications will present on a potential franchise agreement related to telecommunications.
	Recycling Code and Special Permits for Recycling	Lewis Griffith, Division Manager, Environmental Services; Danielle Larson, Division Manager, Tax & License/Finance Department	Staff from Environmental Services and Tax & License will present on code changes related to recycling and special permits related to recycling.
	Cybersecurity Update	Daniel Key, IT Director; Paul Federghi, IT Assistant Director-Chief Security Officer	Staff from IT will provide a briefing on the City's cybersecurity efforts.
December 3, 2024	Charter Review - Ranked Choice Voting	Pierce County Auditor's Office	Staff from the Pierce County Auditor's Office will present background information on ranked choice voting.
	Charter Review - Campaign Finance	City Attorney's Office	Staff from the City Attorney's Office will provide background on the legal requirements related to Campaign Finance.
December 17, 2024	Short-Term Rental Update	Danielle Larson, Tax & License Manager, Finance; Shirley Schultz Division Manager, Planning & Development Services (PDS)	Staff from Tax & License and PDS will provide an update on the short term rental market.
	Charter Review - Citizen Referendum	City Attorney's Office	Staff from the City Attorney's Office will provide background on the legal requirements related to Citizen Referendums.
	Charter Review - Fiscal Notes	Office of Management & Budget (OMB)	Staff from OMB will present on the drafting of Fiscal Notes.
	Charter Review - TPU Board Stipends	City Attorney's Office	Staff from the City Attorney's Office will provide background on the legal requirements related to laws regulating stipends for public committees, boards and commissions.

Community Vitality and Safety			
Committee Members: Rumbaugh (Chair), Walker (Vice-Chair), Scott, Sadalge Alternate - Diaz		2nd and 4th Thursdays 4:30pm TMB 248	CBC Assignments: Community's Police Advisory Committee • Human Services Commission • Human Rights Commission • Housing Authority • Commission on Disabilities • Library Board • Tacoma Community Redevelopment Authority • Commission on Immigrant and Refugee Affairs
Executive Liaison: Allyson Griffith; Coordinator: D'Angelo Baker			
	Topic	Presenter	Description
November 14, 2024	Cancelled		
November 28, 2024	Cancelled		
December 12, 2024	Final Recommendations for TMC 1.45 revisions for Committee Review	Keegan Buckley, Neighborhood & Community Services	
	Participatory Budgeting Update	Office of Management & Budget (OMB)	
December 26, 2024	Cancelled		