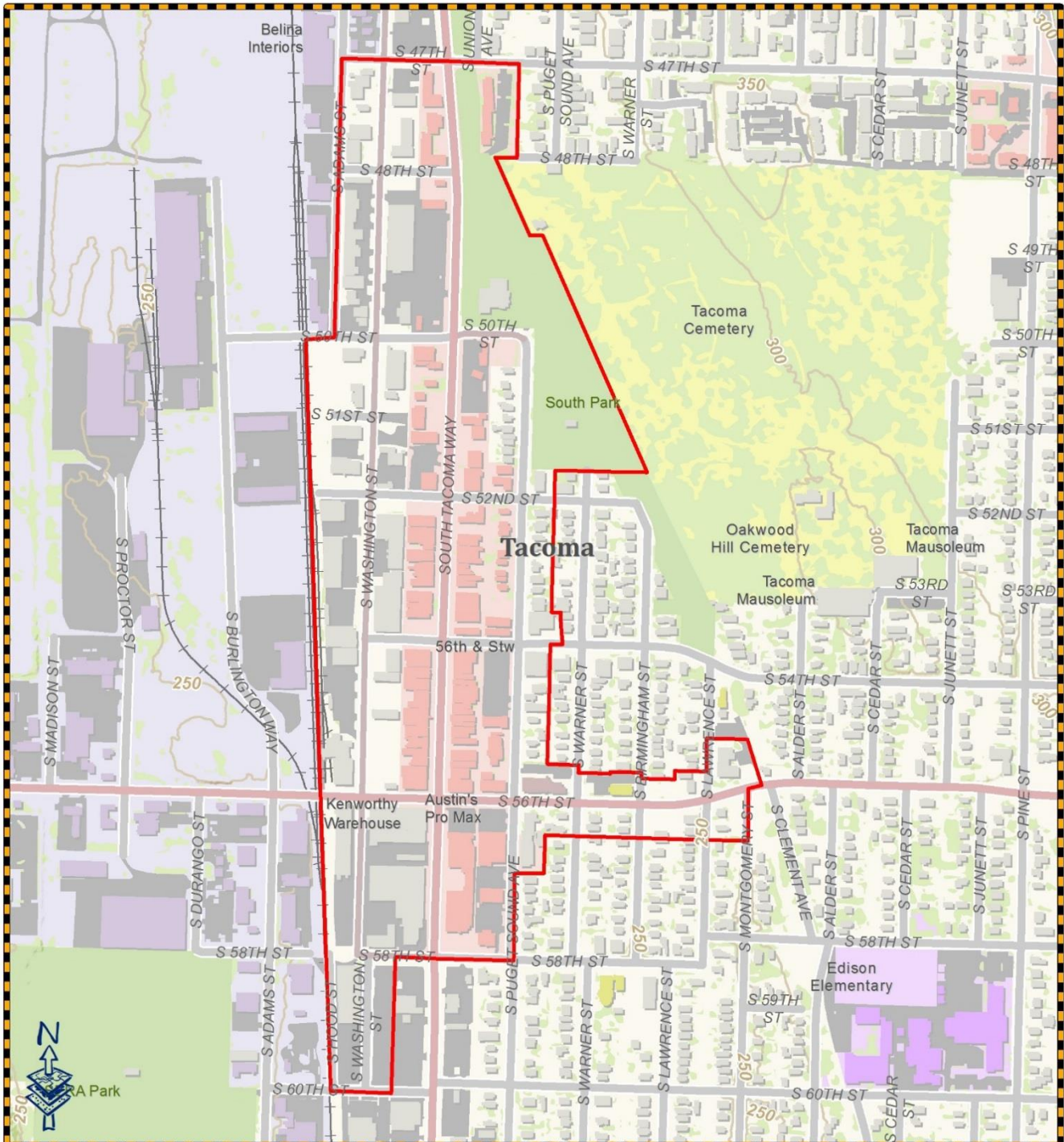


Area	South Tacoma Mixed Use Center
Analysis Dates:	1 March to 31 March 2017
Weighted Dates:	1 January to 31 December 2012-2016

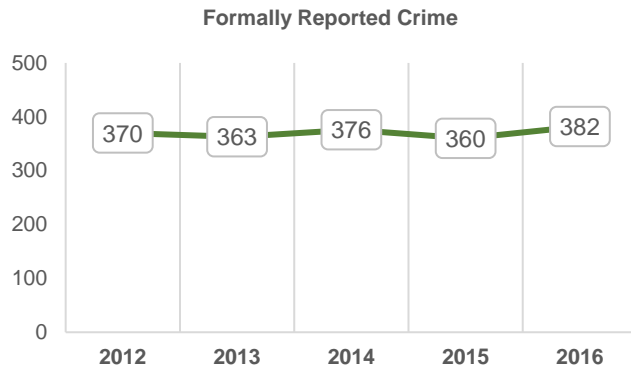
Area of Analysis



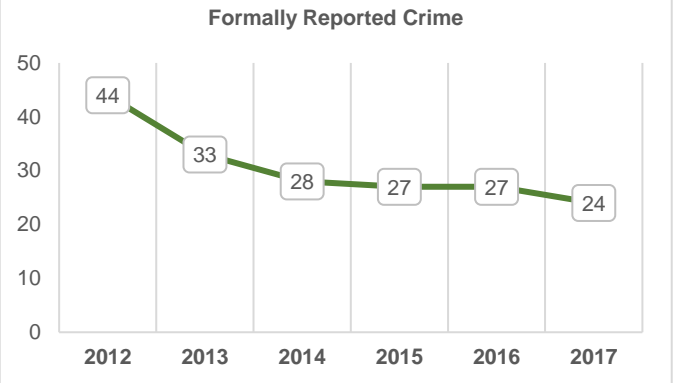
Formally Reported Crime

- This section of the report is based on the best available information at the time of the data extract and is subject to change or revision.
- Each distinct offense per incident report was counted. The data does not represent reports or individuals.
- The data is neither National Incident Based Reporting System compliant nor Uniform Crime Report (UCR) compliant and cannot be compared to any report using either standard.

Yearly Reported Offenses – Linearly Trending Up



March 2017 Calls for Service



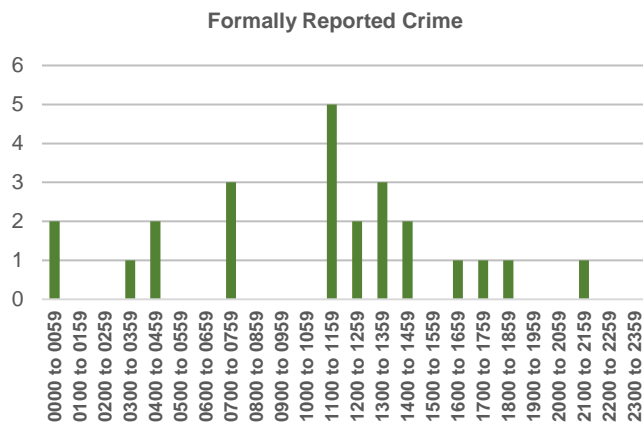
Top 5 Offenses for March 2017

Destruction/Damage/Vandalism3
 Traffic Accident / Collision - Non Fatal - Non Injury2
 Motor Vehicle Theft2
 All Other Offenses - Criminal2
 DWLS/DWLR2

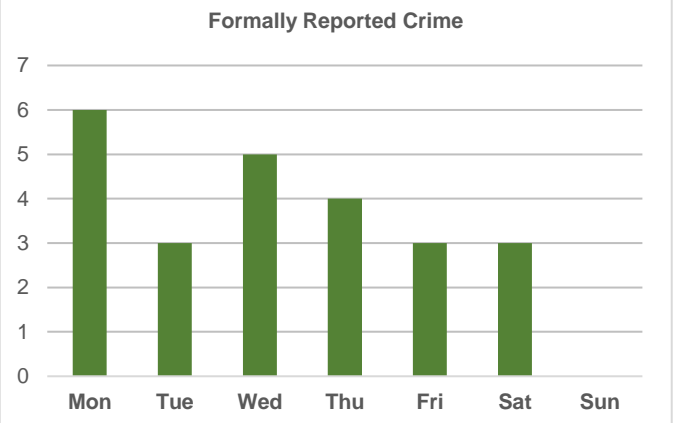
Threshold – March 2017

One offense exceeded the expected range. It was also listed in the top 5 offenses for March.
 All Other Offenses - Criminal

March 2017 – Hour Occurred On



March 2017 – Day of Week Occurred On



Based on the first possible time

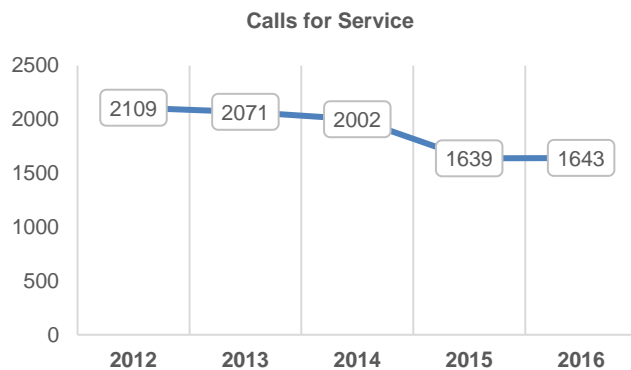
Calls for Service

- This section of the report is based on the best available information at the time of the data extract and is subject to change or revision.
- The data is a mixture of two South Sound 911 systems – the old CAD system, which went off line in October of 2015, and the new CAD system, which replaced it.
- The statistics are taken from the computer aided dispatch (CAD) system and may not necessarily mean a crime was committed or a report was generated.
- The call for service may record the address of the request for service which may not reflect where the crime actually occurred.

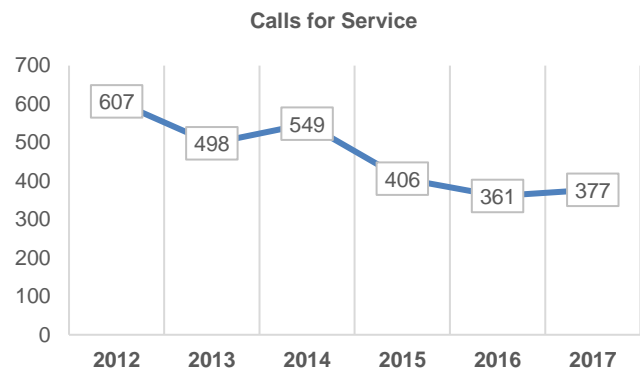
Exclusions:

Administrative Codes, Predictive Policing, Duplicate Calls

Yearly Calls for Service – Linearly Trending Down



March 2017 Calls for Service



Top 5 Calls for March 2017 – Excluding 911, Med Aid and Fire

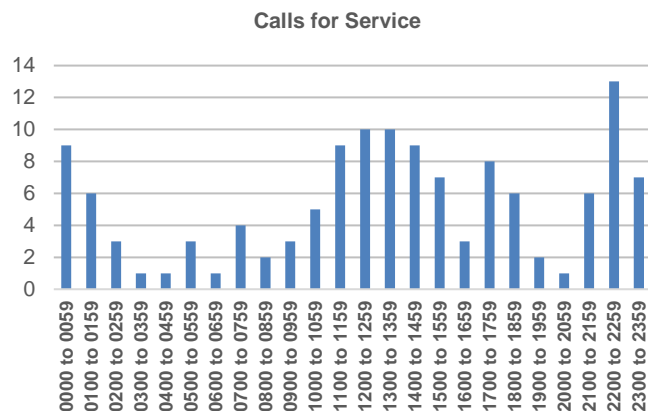
Traffic Stop.....	24
Welfare Check.....	9
Motor Vehicle Collision – Non Injury	7
Disorderly Altercation – Verbal Altercation	5
Traffic Complaint (Reckless Vehicle)	4
Unwanted Person	4

Threshold – March 2017

Three calls exceeded the expected range. All three calls were also listed in the top 5 calls for March.

Welfare Check
Motor Vehicle Collision – Non Injury
Traffic Complaint (Reckless Vehicle)

March 2017 – Hour Call Received



March 2017 – Day of Week Call Received

