



Transportation Commission Performance Measures

City of Tacoma | Public Works Department

Infrastructure, Planning, and Sustainability Council Committee

July 11, 2018

ITEM #1



OVERVIEW



- Background
- Transportation Master Plan Performance Measures Update
- Next Steps

BACKGROUND



- December 2015
- Future Vision
 - Goals & Policies
 - Modal Networks
- Implementation
 - Performance Measures
- Appendices

3

BACKGROUND



- City Projects and Plans
 - Environmental Action Plan
 - Safe Routes to Schools Implementation Plan
 - Pedestrian Safety Project – Talk the Walk
 - Funding Opportunities
- Amended June 26, 2018
- Quantifiable Targets

4

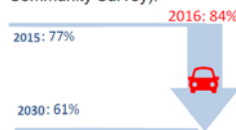


MULTIMODAL SYSTEM



- Mode Split & Investment per Mode
 - Decrease single occupancy vehicles trips citywide & in downtown
 - Increase Commute Trip Reduction employer participation
 - Upgrade status from League of American Bicyclists
 - Attain Walk Friendly Communities status

MS1: Decrease single occupancy vehicle trips citywide by 22% of 2015 levels (American Community Survey).



MS5: Attain Silver status from Walk Friendly Communities by 2040.



5




EQUITY



- Investment per Community
 - Complete Transportation Master Plan projects in areas of greater minority and greater poverty
 - Complete Transportation Master Plan projects in Tier 1

E1: Complete 50% of Transportation Master Plan projects in areas with 25% or greater minority, according to WSDOT Application for Local Planning and Community Accessibility (ALPACA) survey by 2040.



E2: Complete 50% of Transportation Master Plan projects in areas with 25% or greater poverty, according to WSDOT Application for Local Planning and Community Accessibility (ALPACA) survey by 2040.



6



SAFE TRAVEL FOR ALL PEOPLE/MODES



- Crash Reduction
 - Reduce bicycle & pedestrian fatalities
 - Reduce bicycle & pedestrian youth collisions

ST1: Reduce bicycle & pedestrian fatalities by 100%.



ST2: Reduce bicycle and pedestrian youth (18 years of age and under) collisions by 100% of 2015 collisions.



7

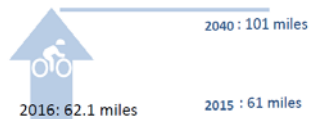


HEALTH/ENVIRONMENT



- Physical Activity & Air Quality
 - Increase miles of bicycle infrastructure
 - Increase miles of missing link sidewalks
 - Decrease fossil fuel

HE1: Increase miles of bicycle infrastructure by 65% of 2015 miles.



HE2: Increase miles of missing link sidewalks installed by 15% of 2015 levels.




8

SYSTEM PRESERVATION



- Pavement Quality & Streetlights
 - Increase Overall Pavement Condition Index
 - Increase replaced & maintained streetlights

SP1: Increase Tacoma's Overall Pavement Condition Index (PCI) from 59 (Marginal) to 70 (Good) by 2040.



SP2: Increase percentage of replaced and maintained reported streetlight infrastructure each year.



9

FINANCIAL STEWARDSHIP



- Maintenance Funding & Leveraging of Funds
 - Increase non-Public dollars leveraged
 - Complete residential maintenance per Streets Initiative Report

FS1: Increase non-Public Works dollars leveraged for capital project delivery.



FS2: Complete residential maintenance of 5,614 blocks as identified in the Streets Initiative Report.



10

CONGESTION



- Vehicle Delay
 - Increase signal timing performance

C1: Increase signal timing performance by evaluating and implementing field improvements for all signals by 2040.



11

TRANSPORTATION MASTER PLAN PERFORMANCE MEASURES



	ACTION	PROGRESS RATING (1-5)	2016 STATUS
TMP1	Advocate for dollars spent on active transportation projects.	2	The Transportation Commission oversees the Tacoma Streets Initiative capital funds to ensure projects meet the goals of the TMP, specifically for active transportation.
TMP2	Establish dedicated and stable funding for active transportation education, encouragement, safety programs, and infrastructure improvements.	3	Through the Tacoma Streets Initiative, \$2.5 million/year is dedicated to active transportation.
TMP3	Synchronize and recalibrate the timing of traffic signals on all Tacoma arterials. Repair, improve, or upgrade infrastructure as needed to maximize signal efficiency.	2	Acquired grant funding to synchronize ~10% of the City's traffic signals. Have acquired no dedicated funding for infrastructure specific to traffic signal efficiency upgrades.
TMP4	Become a Bicycle Friendly Silver Community by implementing the next 5 prioritized Mobility Master Plan roadway projects and next 32 trail projects.	2	Grant funding received to implement several Mobility Master Plan projects in 2018.
TMP5	Identify infrastructure needs at school via community meetings and/or walking audits.	1	The Safe Routes to School (SRTS) Implementation Plan will be finalized in August 2017. Lister ES and First Creek MS will conduct walking audits in Fall 2018 as part of the SRTS grants received. Two additional schools will be reviewed as part of the \$500k allocation in the 2017-2018 Biennial Budget.

NEXT STEPS



TIMELINE	MILESTONE
October 2018	Transportation Master Plan Amendment Application
November 2018 - July 2019	Transportation Commission Amendment Review
July 2019	IPS Review
August 2019 – May 2020	Planning Commission Review
May 2020	IPS Review
June 2020	City Council Adoption

13



Transportation Commission Accomplishments, Work Plan, and Performance Measures

City of Tacoma | Public Works Department

Infrastructure, Planning, and Sustainability Council Committee

July 11, 2018

ITEM #1