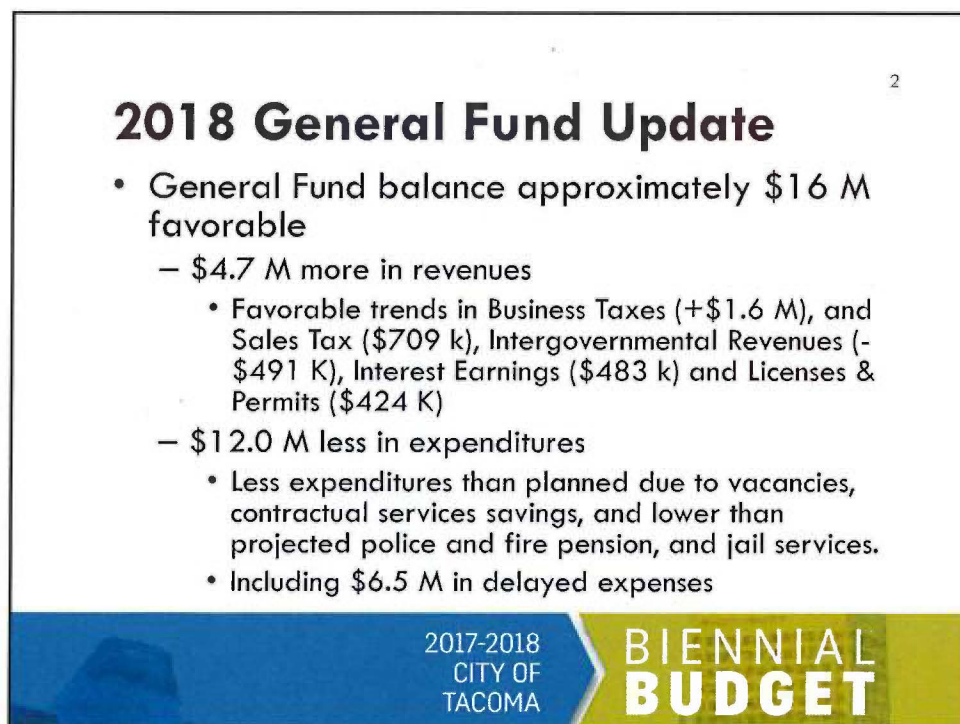


The cover features a blue background with a vertical banner on the left. The banner is divided into a green top section with the text 'BIENNIAL BUDGET' and a blue bottom section with '2017-2018 CITY OF TACOMA'. To the right of the banner, the text 'CORE SERVICES CONTINUOUS IMPROVEMENT CREDIBILITY' is written vertically. The main title '2018 2<sup>nd</sup> Quarter Financial Report' is centered in white. Below the title, the presenter's name and session details are listed.

**2018 2<sup>nd</sup> Quarter Financial Report**

Katie Johnston, Budget Officer  
Study Session  
August 7, 2018


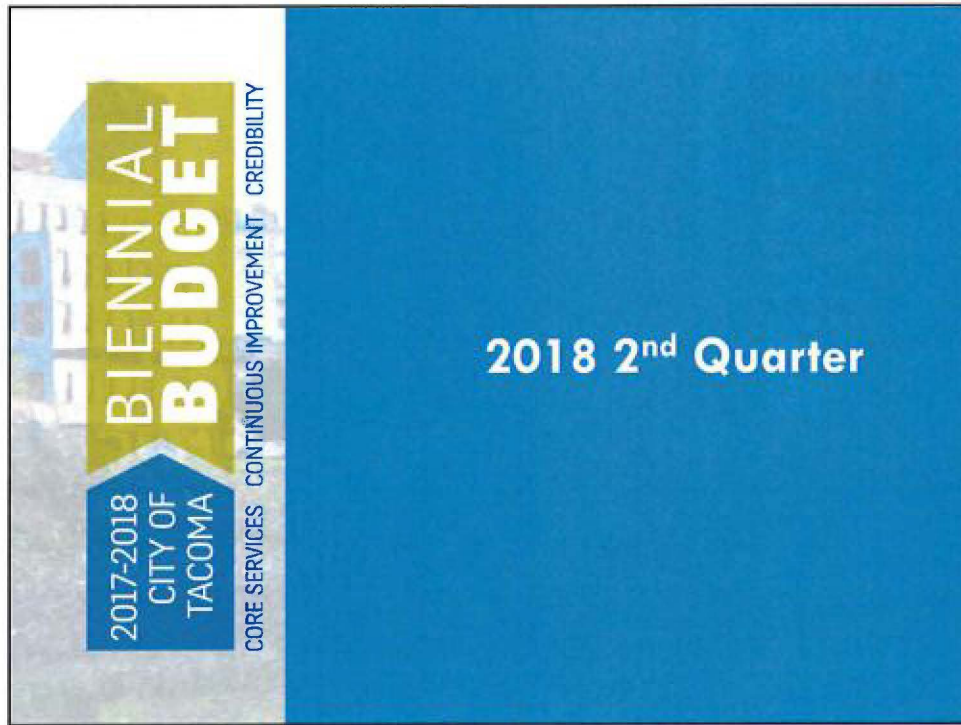


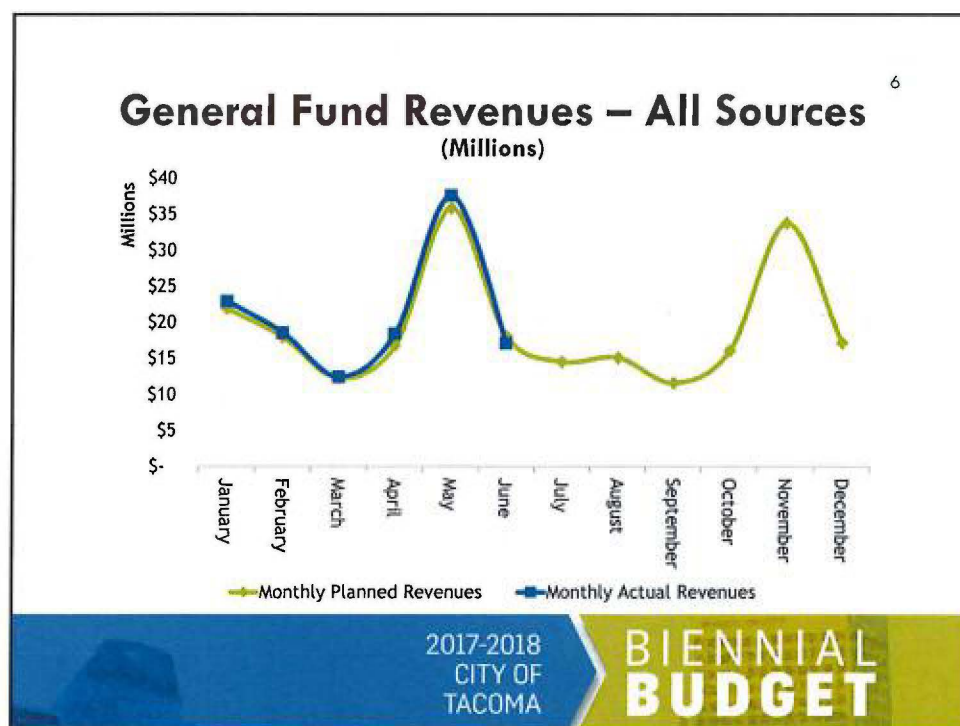
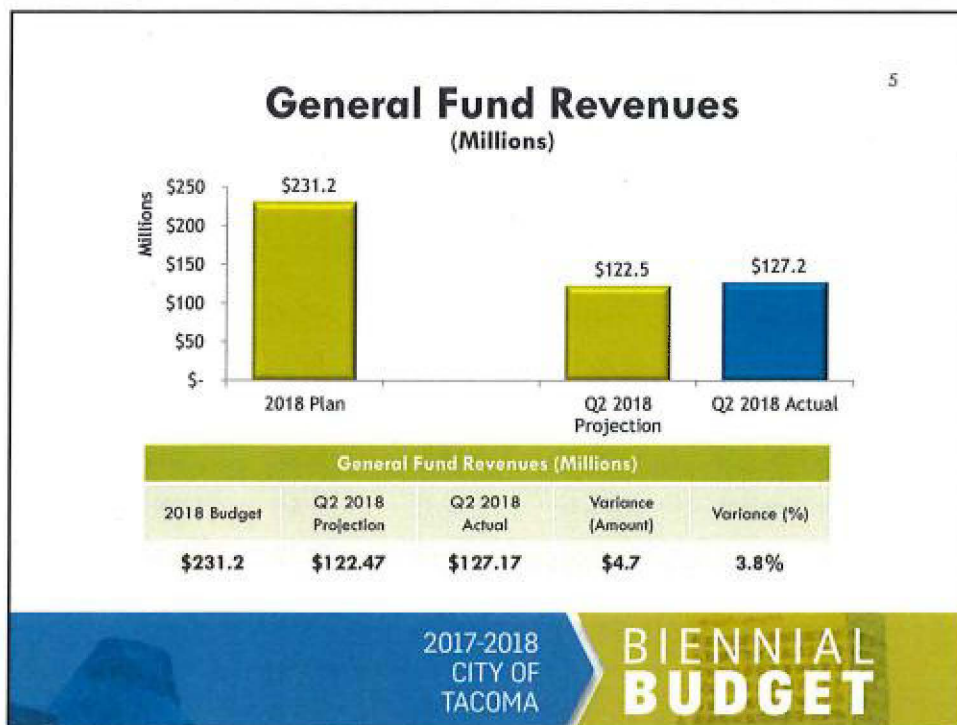
The slide has a white background with a blue and green footer. The title '2018 General Fund Update' is in bold black text. A bulleted list provides financial details. The footer contains the text '2017-2018 CITY OF TACOMA' and 'BIENNIAL BUDGET'.

**2018 General Fund Update**

- General Fund balance approximately \$16 M favorable
  - \$4.7 M more in revenues
    - Favorable trends in Business Taxes (+\$1.6 M), and Sales Tax (\$709 k), Intergovernmental Revenues (-\$491 K), Interest Earnings (\$483 k) and Licenses & Permits (\$424 K)
  - \$12.0 M less in expenditures
    - Less expenditures than planned due to vacancies, contractual services savings, and lower than projected police and fire pension, and jail services.
    - Including \$6.5 M in delayed expenses

2017-2018 CITY OF TACOMA **BIENNIAL BUDGET**





## General Fund Revenue Variance

(Millions)

Revenue Source	Q2 2018 Projection	Q2 2018 Actual	Variance (Amount)	Variance (%)
Property Tax	\$31.53	\$31.81	\$0.28	0.9%
Sales Tax	26.82	27.53	0.71	2.6%
Business Tax	24.92	26.50	1.58	6.3%
Utility Tax	23.92	24.21	0.29	1.2%
Other Revenue	15.28	17.12	1.84	12.0%
<b>Total</b>	<b>\$122.47</b>	<b>\$54.0</b>	<b>\$4.70</b>	<b>3.8%</b>

2017-2018  
CITY OF  
TACOMA

**BIENNIAL  
BUDGET**

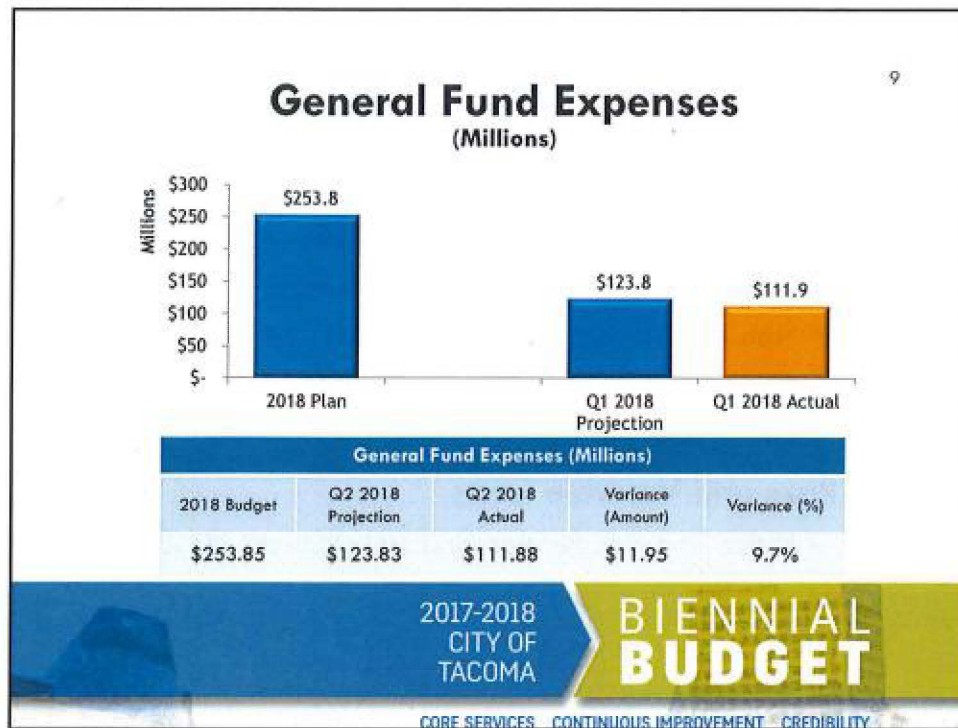
**BIENNIAL  
BUDGET**

2017-2018  
CITY OF  
TACOMA

CORE SERVICES CONTINUOUS IMPROVEMENT CREDIBILITY

## General Fund Expenditures





10

### General Fund Expenditure Variance (Millions)

Department	Q2 2018 Projection	Q2 2018 Actual	Variance (Amount)	Variance (%)
Police	\$42.89	\$41.78	\$1.11	2.6%
Community & Econ.	2.56	1.85	0.71	27.7%
Neigh & Comm Svcs	6.27	5.65	0.62	9.9%
Non-Departmental	27.04	19.83	7.21	26.7%
Fire	30.18	29.66	0.52	1.7%
Library	6.76	6.01	0.75	11.1%
Other Departments	8.13	7.10	1.03	12.6%
<b>Total</b>	<b>\$123.83</b>	<b>\$111.88</b>	<b>\$11.95</b>	<b>9.7%</b>

2017-2018  
CITY OF  
TACOMA

**BIENNIAL  
BUDGET**

## General Fund Expenses

- Delayed Contractual Expenses (\$6.5 M)
  - Eastside Community Center (\$3.5 M)
  - Non-Departmental Contracts and Debt (\$2 M)
  - Community & Economic Development (\$553 K)
  - Other Delayed Contracts (\$500 K)
- Risks and Variable Costs
  - Police and Fire Pension and Jail Contract (\$1.8 M)

2017-2018  
CITY OF  
TACOMA

**BIENNIAL  
BUDGET**

CORE SERVICES CONTINUOUS IMPROVEMENT CREDIBILITY

**BIENNIAL  
BUDGET**

2017-2018  
CITY OF  
TACOMA

CORE SERVICES CONTINUOUS IMPROVEMENT CREDIBILITY

## General Fund Supported Funds

13

## General Fund Supported Funds

(Millions)

Fund		Q2 2018 Projection	Q2 2018 Actual	Variance (Amount)	Variance (%)
Street Operations & Engineering	Revenues	\$11.96	\$12.06	\$0.10	1.0%
	Expenditures	12.98	10.48	2.50	19.3%
Traffic Enforcement	Revenues	1.76	1.12	(0.34)	(19.6%)
	Expenditures	1.72	1.75	(0.03)	(-1.8%)
Permit Services	Revenues	4.85	6.70	1.85	38.2%
	Expenditures	5.42	4.80	0.62	11.4%

2017-2018  
CITY OF  
TACOMA

BIENNIAL  
BUDGET

14

## General Fund Supported Funds


(Millions)

Fund		Q2 2018 Projection	Q2 2018 Actual	Variance (Amount)	Variance (%)
Convention Center	Revenues	\$5.10	\$6.67	\$1.57	30.7%
	Expenditures	3.71	3.89	(0.18)	(4.9%)
Cheney Stadium	Revenues	0.53	0.56	0.03	5.6%
	Expenditures	0.58	0.57	0.01	2.5%
Tacoma Dome	Revenues	4.70	5.33	0.63	13.4
	Expenditures	4.40	4.53	(0.13)	(3.0%)

2017-2018  
CITY OF  
TACOMA

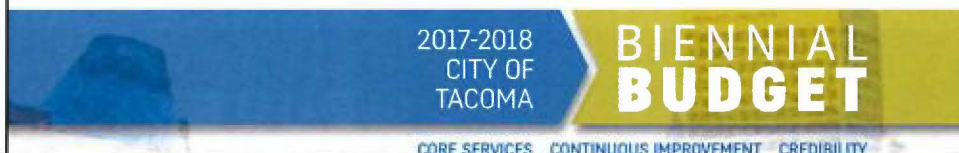
BIENNIAL  
BUDGET



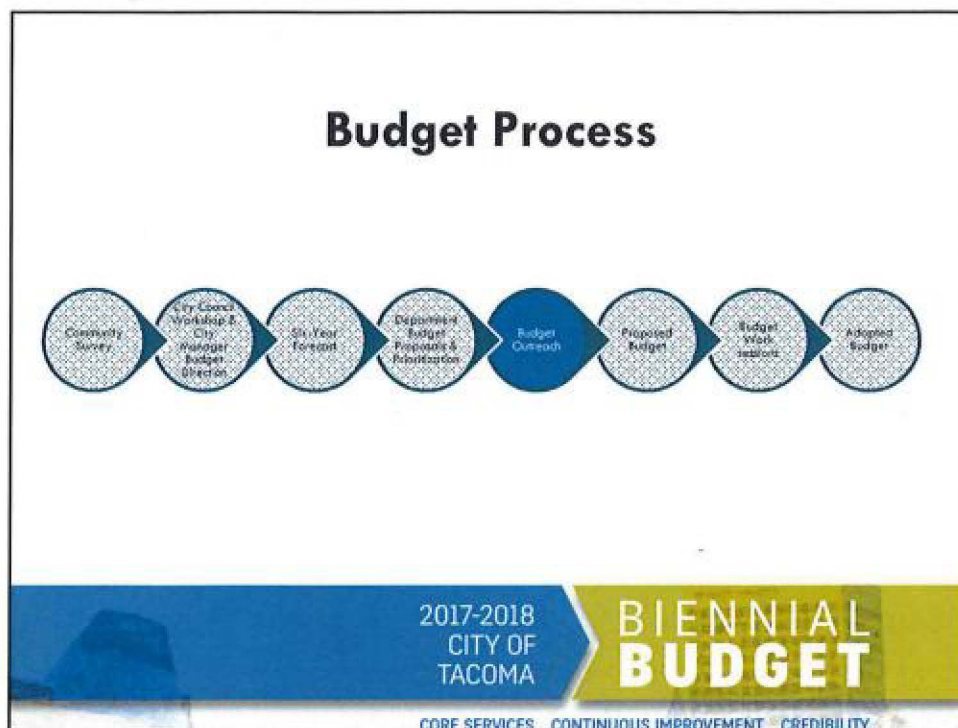



## Budget Initiative Tracker

- Public Safety
  - FD Cares
  - Police Department Staffing
- Infrastructure
  - Lincoln District
  - School Zone Beacons
  - Street Light Replacements
- Homelessness
  - Homeless Outreach Team









BIENNIAL  
BUDGET

2017-2018  
CITY OF  
TACOMA

CORE SERVICES CONTINUOUS IMPROVEMENT CREDIBILITY

## 2018 2<sup>nd</sup> Quarter Financial Report

Katie Johnston, Budget Officer  
Study Session  
August 7, 2018