



## Open Data & Results253 Annual Report 2018

City of Tacoma | Finance – Office of Management & Budget/  
Information Technology

**Government Performance & Finance Committee**  
**March 5, 2019**



### OVERVIEW



- Open Data Initiative / Result253 Performance Report
  - Background
  - Annual report 2018
  - Examples of applying data and performance metrics

# OPEN DATA RESOLUTION



## Intent of the City's Open Data Program

- Proactively release high-value data
- Encourage innovative and productive uses of published data
- Continue to align the Open Data program with Performance Management

## Why the City Embraced Open Data

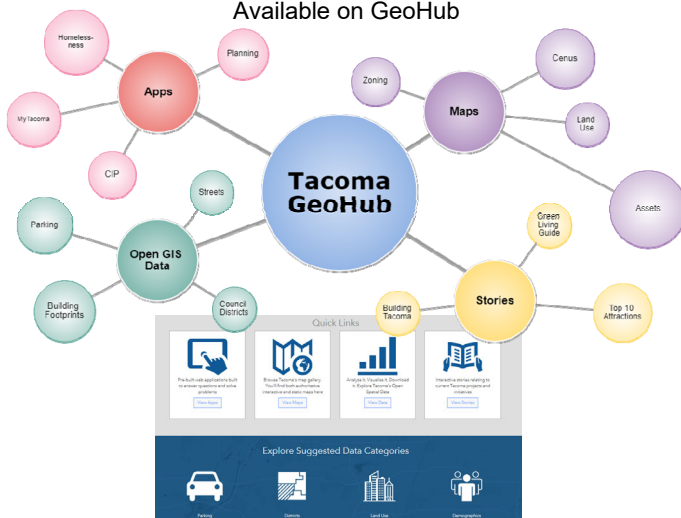
- Greater transparency and accountability
- Increased citizen engagement
- Economic Development
- Improved effectiveness of services

3

# INITIATIVES - GeoHub



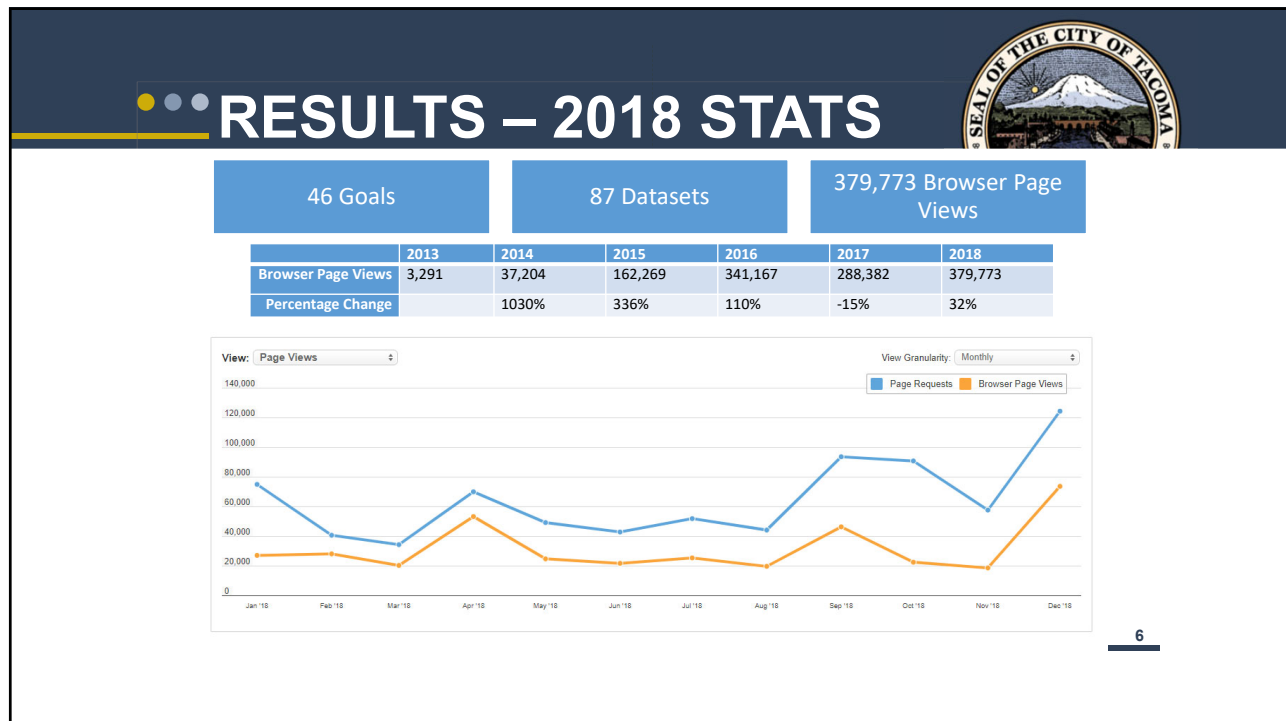
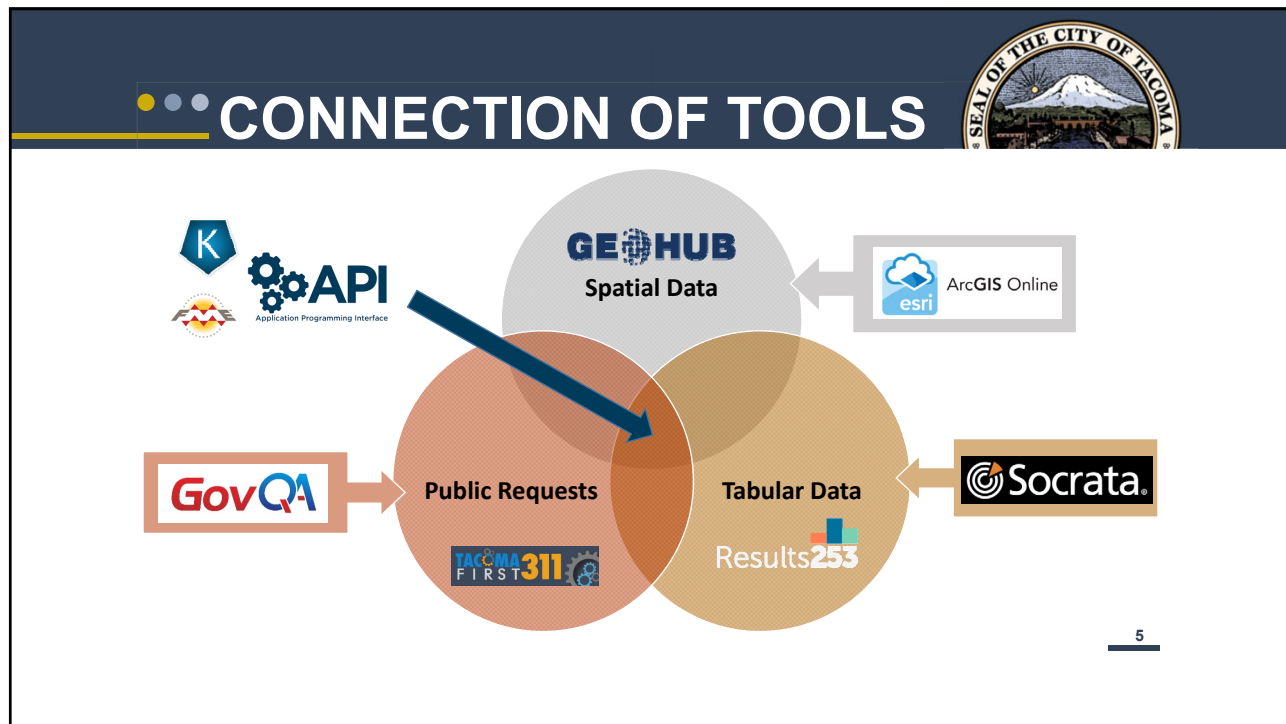
Available on GeoHub



[Geohub.cityoftacoma.org](http://Geohub.cityoftacoma.org)

Data Providers and Users





## RESULTS – 2018 STATS



### Top Datasets

Name	Views
Tacoma Power Outage Map	265,778
Tacoma Crime Map	35,631
CODE ENFORCEMENT VIOLATIONS	8,477
TACOMA BUSINESS LICENSE	6,147
City-Owned Community Gardens Map	2,005
Tacoma Farmers Markets Map	1,629
Museums in Tacoma Map	1,558
Tacoma Crime	1,487
Code Enforcement Violations Map	1,103
Code Enforcement Violations - Derelict Buildings	1,001

### Top Downloads

Name	downloads
Tacoma Power Outage Map	139,085
TACOMA BUSINESS LICENSE	1,950
Power Outage Data	1,401
CODE ENFORCEMENT VIOLATIONS	700
MINVIEW	607
Tacoma Crime Map	410
Tacoma Fire Department - Fire Incident Data Table	362
Tacoma Fire - Fire Incident Map	346
Tacoma Public Art Map	180
Tacoma Crime	169

### Top Search Terms

Name	Count
Police	15,951
(searchTerms)	1,816
safety	747
police department open data	447
CODE ENFORCEMENT VIOLATIONS	230
code	108
311	100
TACOMA BUSINESS LICENSE	87
crime	65
TF311 (2017)	35
employment standards	31

7

## RESULTS – EXAMPLES



1

Use of Data for Decision  
Making

2

Improve Operation

3

Inform and Share Data  
with the Public

8

# RESULTS – EXAMPLES



1

Use of Data for Decision Making

2

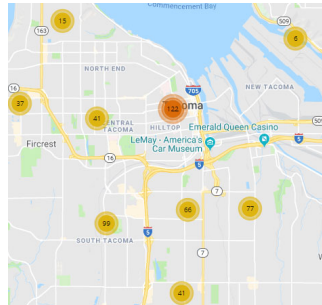
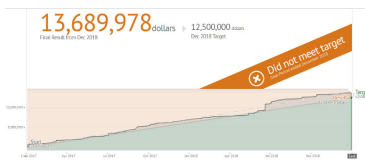
Improve Operation

3

Inform and Share Data with the Public

## Tacoma Fire Department: Reducing Loss of Life and Property

Reduce property loss from structure fires to \$12.5M, a 10% decrease over the previous biennium, by December 2018.



### Major Initiatives

- Redirect Aid Vehicle Positions to Full-Time Engine 13 (\$180K)
- Building Inspection Program Fee Changes (\$712K revenue, 1 FTE)
- Commercial Fire Protection Systems Compliance Fee (\$333K revenue, 1 FTE)

9

# RESULTS – EXAMPLES



1

Use of Data for Decision Making

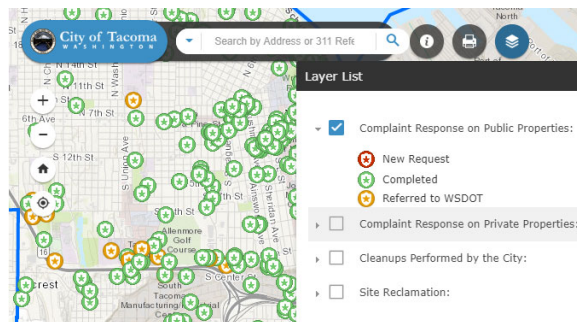
2

Improve Operation

3

Inform and Share Data with the Public

## Neighborhood & Community Services: Encampment Map



10

# RESULTS – EXAMPLES



1

Use of Data for  
Decision Making

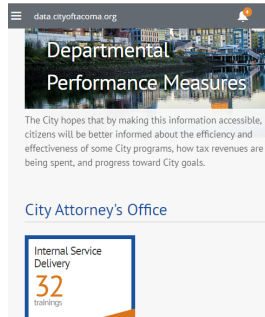
2

Improve Operation

3

Inform and Share  
Data with the Public

## Performance Measures on Results253



## Coming Datasets

- Fair Housing case data
- Recycling survey results
- CED Salesforce data

11

# NEXT STEPS



- Continue to work with Departments to load useful datasets to Results253
- Update Department Performance Goals for 2019-20
- Work with Jacques Colon on Tacoma 2025
  - Building out community indicator data and posting those goal tiles on the website
  - Explore working with community partners to post their data as a supporting resource

12



## **Open Data & Results253 Annual Report 2018**

City of Tacoma | Finance – Office of Management & Budget/  
Information Technology

**Government Performance & Finance Committee**  
**March 5, 2019**