



Tacoma Streets Initiative 2018 Progress Report

City of Tacoma
Public Works
Study Session
March 19, 2019



OVERVIEW



- Background – Streets Initiative Overview
- 2018 Revenues
- 2018 Expenditures
- Residential Street Maintenance 2018 Actuals / 2019 Projections
- Capital Projects
- Streets Initiative Feedback



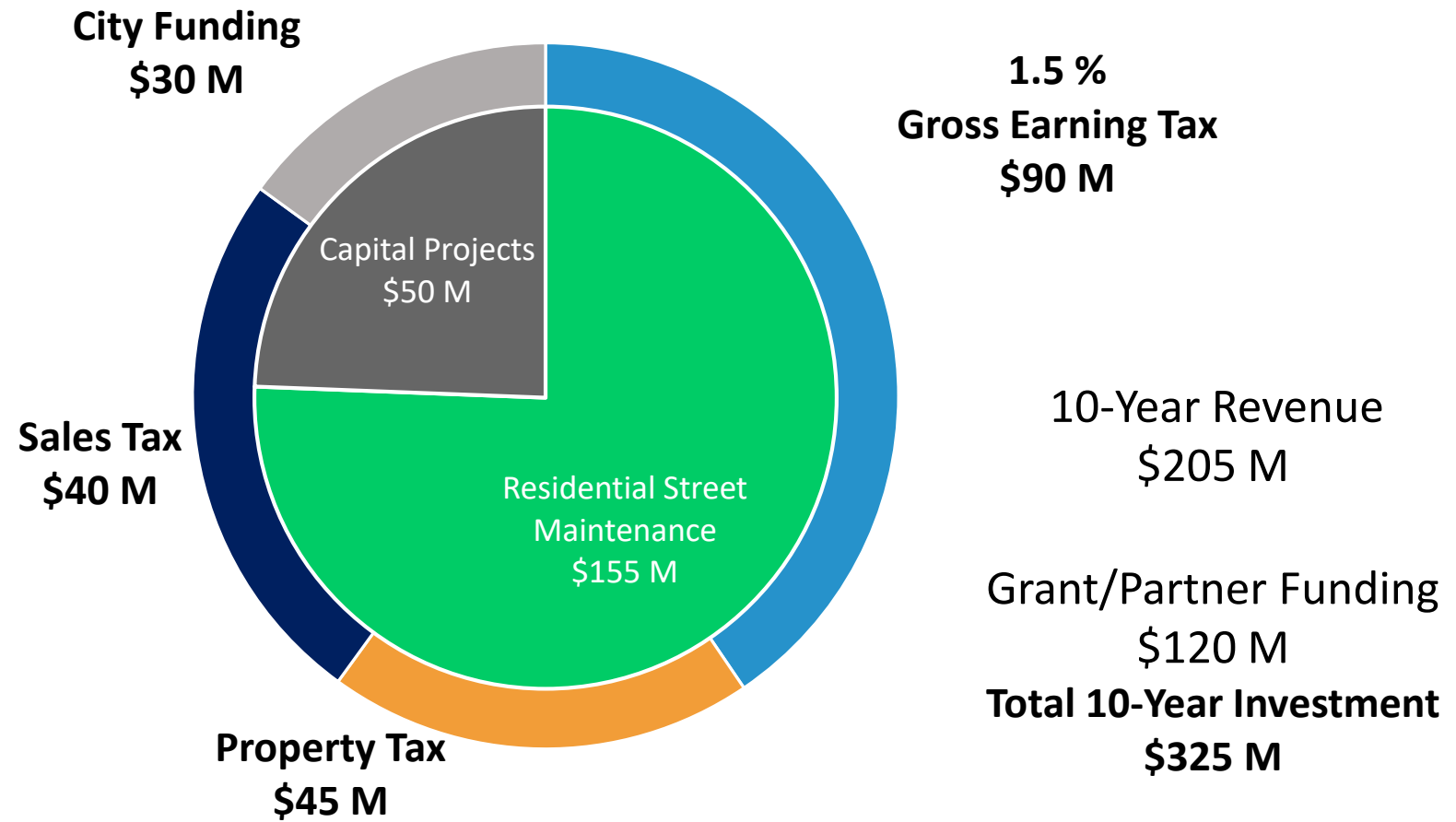
BACKGROUND



- 2015 - Proposition 3 and TBD Proposition A
 - Prop 3; fund street repair, maintenance and safety improvements for residential streets, arterials, and freight access, including resurfacing, pothole repair, pedestrian safety improvements, school crossing beacons and sidewalk improvements.
 - Prop A; fund maintenance, preservation and improvement for residential streets, arterials, freight access, bike and pedestrian mobility projects.



BACKGROUND





2018 REVENUES

2018 Streets Initiative Revenue			
Revenue Source	2018 Actuals	Initiative to Date	10 Year Goal
City Funding	\$ 3 M	\$ 9.2 M	\$ 30 M
TBD Sales Tax (0.1%)	\$ 5.3 M	\$ 12.9 M	\$ 45 M
Gross Earnings Tax (+1.5%)	\$ 8.7 M	\$ 23.9 M	\$ 90 M
Property Tax (\$0.2/\$1,000 AV)	\$ 4 M	\$ 11.6 M	\$ 40 M
Interest and Other	\$.2 M	\$.3 M	-
Total	\$ 21.2 M	\$ 57.9 M	\$ 205 M

2018 EXPENDITURES



2018 Streets Initiative Expenditures		
Funding Category	2018 Expenditures	Initiative to Date Expenditures
Residential Maintenance	\$ 18.8 M	\$ 39.3 M
Capital – Arterial/ Freight	\$.7 M*	\$ 2.3 M
Capital - Active Transportation	\$ 1.5 M*	\$ 2.8 M
Total	\$ 21 M	\$ 44.4 M

* Capital expenditures do not capture future encumbrances for capital projects.

RESIDENTIAL MAINTENANCE

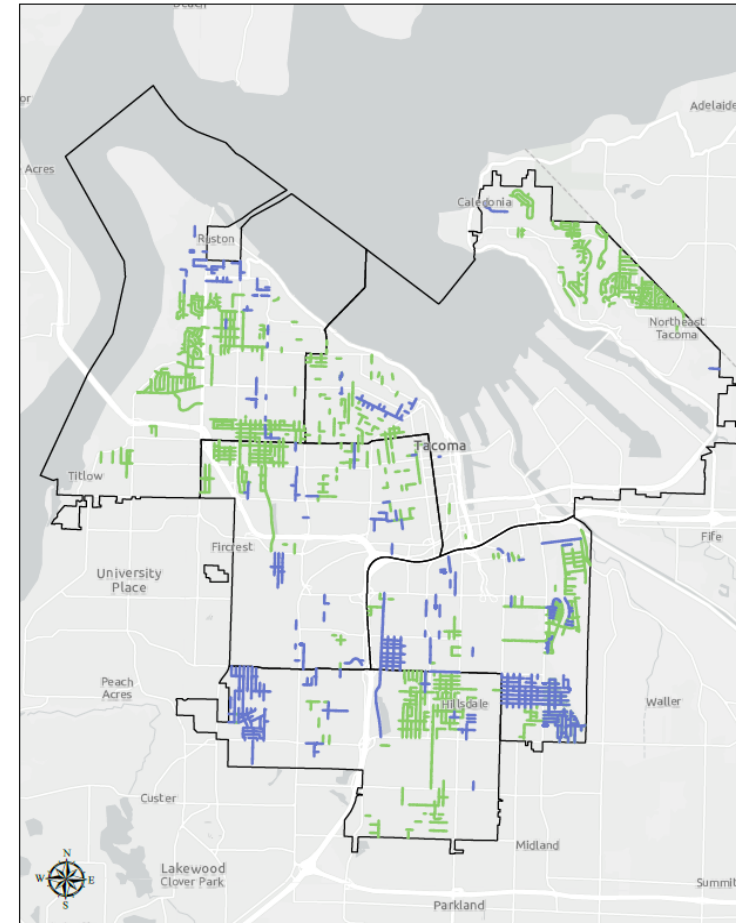
Treatment (In Blocks)	2018 Projected	2018 Actual	Initiative to Date	10-Year Goal
Overlay	247	234	459	1,500
Surface Treatment	226	315	1,192	4,200
Preventative Maintenance	320	258		
Gravel Streets	7	8	8	122
Total	800	815	1,659	5,822

* Number does not include blocks of overlay currently in construction through Streets Initiative Packages #6, #10, #12, and #16. Those projects started construction in 2018 and will be completed in 2019. Streets Initiative funds will also contribute to complete overlay 27 blocks through partnerships with utilities, which have not yet been counted.

Treatment (In Blocks)	2019 Target Service Level	2019 Anticipated Service Level	Notes
Overlay	170	195-275	1.9 Lane Miles of Arterial
Surface Treatment	245	250-300	6.8 Lane Miles of Arterial
Preventative Maintenance	180	200-250	
Gravel Streets	-	1	
Total	595	646-826	

RESIDENTIAL MAINTENANCE

- [ArcGIS Online](#)
- tacomastreetinitiative.org
- maps.cityoftacoma.org/cip



SI 2019 CAPITAL PROJECTS



Project	Schedule	Streets Initiative Funding	Grant/Partner Funds
Lincoln Dist. Streetscape/Festival St	Q1 Completion	\$ 168 K	\$1,663,179
E. 56 St. Missing Link Sidewalk	Q1 Completion	\$ 500 K	-
Pipeline Trail Phase II	Q2 Completion	\$ 455 K	\$ 2 M
N. 21 St, Ped Improvements	Q2 Completion	\$ 250 K	-
SRTS: Lister Elementary School	Q3 Completion	\$ 85 K	\$450 K
SRTS: First Creek Middle School	Q3 Completion	\$ 65 K	\$318 K
Pipeline Trail Phase III	Q2 Construction	\$ 430 K	\$ 1.9 M
Sidewalks: S. 19th St, Cedar-Bates Tech	Q2 Construction	\$ 156 K	\$ 346 K
S. 19th St, Union to Mullen	Q3 Construction	\$ 850 K	\$2.5 M
Corridor Safety: South Tacoma Way	Q3 Construction	\$ 146 K	\$ 923 K
E 64th St; Pacific to McKinley	Q4 Construction	\$ 3.2 M	\$ 6.5 M



● ● ● OTHER SI FUNDED IMPROVEMENTS

Transportation Features Installed	2018	Initiative to Date
Curb Ramps	726	1,320
Miles of Bike Infrastructure	2	4
School Crossing Safety Beacons	-	39
Lineal Feet of Sidewalk	10,271	12,111

SI FEEDBACK

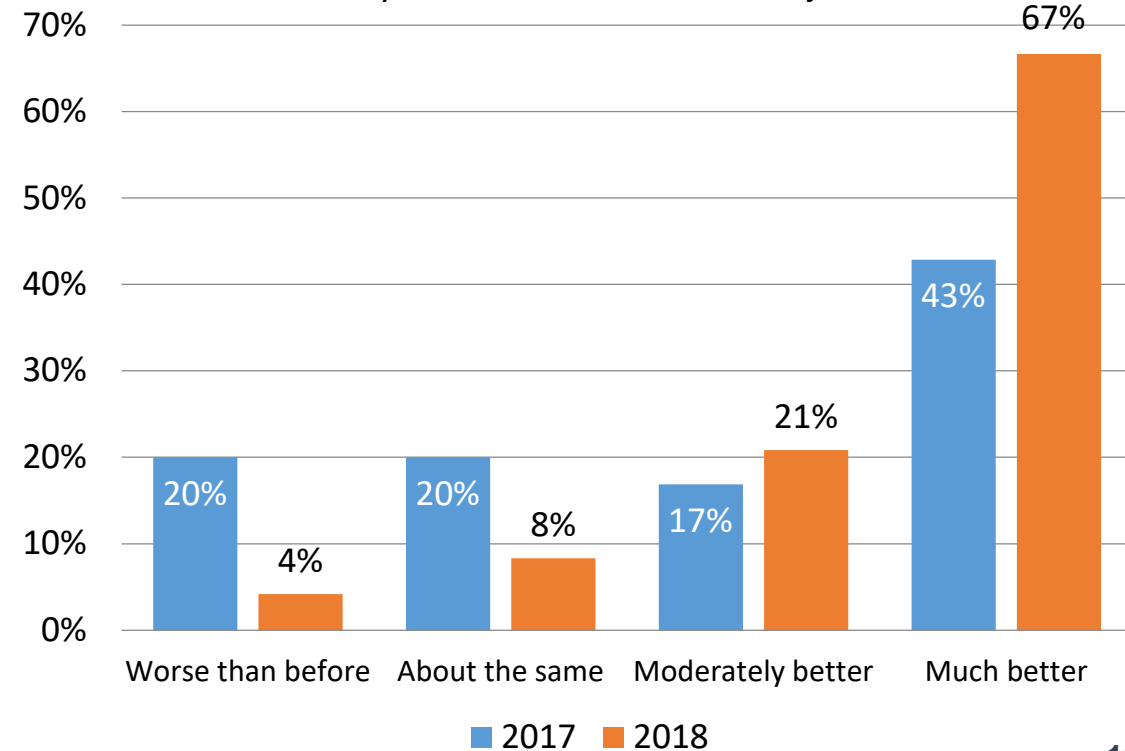


After Action Postcard



Q: Do you believe the work performed improved the condition of the street?

Overlay and Surface Treatment Projects



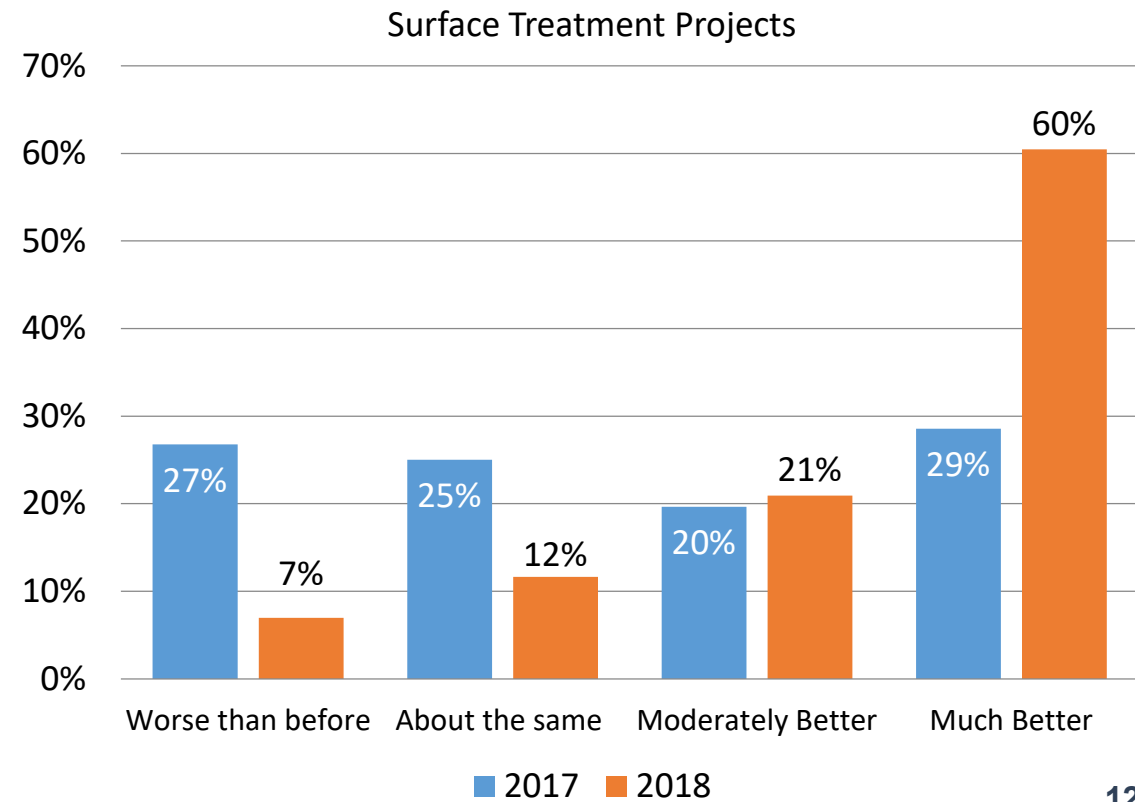
SI FEEDBACK



Surface Treatment



Q: Do you believe the work performed improved the condition of the street?



SI FEEDBACK- Lessons Learned

Lessons Learned

- Design:
 - Speeding Complaints
 - Tree Conflicts
- Project Effectiveness:
 - PCI Study Summer 2019
- Outreach:
 - Project Celebration





Tacoma Streets Initiative 2018 Progress Report

City of Tacoma
Public Works
Study Session
March 19, 2019

