



Responding to Homelessness in Tacoma

City of Tacoma | Neighborhood and Community
Services



Today's Presentation



- Homelessness in Tacoma
 - Adults
 - Youth and Young Adults
 - Special Populations
- City Initiatives
 - 2019-2020 Funded Programs and Services
 - Homeless Outreach Team
 - Stability Site
- Connecting to the Affordable Housing Action Strategy
- Opportunities



Point in Time Count



	2019	2018
Pierce County	1,486	1,628 ¹
Tacoma	436	529
Youth & Young Adults	143	96
Veterans	134	135
Survivors of Domestic Violence	106	165
Washington State	n/a	22,304

¹ Pierce County 2018 Point in Time Count Results

² HUD 2018 Annual Homeless Assessment Report



Primary Causes of Homelessness



Source: Point in Time Count

1. Lack of affordable housing
2. Inadequate income or employment
3. Eviction
4. Mental health/substance abuse
5. Domestic violence and fleeing domestic violence



Challenges to Exiting Homelessness



- Lack of affordable housing
- Challenges of service use
- Inflexible program requirements



SPARC Report - Causes



- Supporting Partnerships for Anti-Racist Communities (SPARC) report was completed in January 2018.
- Council presentation on May 8, 2018.
- Pathways into homelessness for people of color are often characterized by network impoverishment and family destabilization.



SPARC Report - Exiting



- Barriers to exiting homelessness for people of color are almost entirely systemic and can be broadly classed as:
 - Economic mobility
 - Eviction history, felony status, or credit score complications
 - Issues with housing quality



Homelessness is Seen and Unseen



- Unsheltered (most visible)
 - Encampments
 - Human habitation of vehicles
- Sheltered (less visible)
 - Utilize available shelters for individuals and families
 - Transitional housing
- Couch surfing
- Special Populations
 - Veterans
 - Youth and Young Adults
 - LGBT
 - Families
 - Seniors
 - DV



Shelter Availability



- Young Adult Shelter beds (ages 18-24)= ~40
- Domestic Violence shelter beds = 117
- Crisis Residential Center beds (ages 12-17)
- Adult and family shelter beds = ~400
 - Additional ~160 beds during inclement weather
 - Current 6
 - Future 12 (Arlington)
- Stability Site shelter beds = 100

Contracted Services to Address Homelessness



2019-20 Contracted Amounts

	Community Development Block Grant	Emergency Solutions Grant	General Fund	Mental Health Substance Use Disorder	TOTAL
Homeless Services	\$120,542	\$0	\$158,398	\$1,733,908	\$2,012,848
Housing Services	\$193,166	\$184,842	\$1,328,518	\$1,498,872	\$3,205,398
Sheltering	\$20,000	\$97,357	\$888,437	\$1,303,273	\$2,309,067
Complementary Services	\$65,591	\$0	\$422,378	\$389,244	\$877,213
TOTAL	\$399,299	\$282,199	\$2,797,731	\$4,925,297	\$8,404,526



Complementary Services



- **Complementary Services** includes: Mental Health and Substance Use Disorder services, food banks, furniture, legal services, and other case management services, and rental and/or utility assistance
 - An industry term that means it supports other programs. (Ex. Family using homeless shelter services can learn to access food banks and/or legal services to address barriers to housing.)

Contracted Services for Homeless Youth and Young Adults



- Young Adult Overnight Shelter opened in 2015 as a temporary solution to providing shelter for young adults
 - More than 100 young adults accessed overnight shelter at Beacon Center during past year and over 400 since opening.
 - Also located at Beacon are drop-in services for youth/young adults
 - 2019 – 2020 Authorized Budget = \$603,600
- Crisis Residential Center (CRC) opened in 2016
 - 140 youth have accessed services at the CRC since 2017
 - 2019-2020 Authorized budget = \$250,670
- City has provided \$1.8M in capital funding toward a 12-bed crisis residential center being developed by THA



Beacon Activity Center and Arlington Drive Youth Campus



- Beacon Activity Center
 - Multigenerational use of Beacon Activity Center
 - Senior Activity Services
 - Operated by Korean Women's Association
 - Overnight shelter services for young adults (18-24)
 - Day services for youth and young adults (12-24)
 - Operated by Comprehensive Life Resources
 - Feasibility study completed December 2018



Therapeutic Mental Health Court



- Pilot Program launched October 2018
 - Behavioral health, case management, and housing support to individuals who are homeless or became homeless during incarceration at the Pierce County Jail
 - Pilot Program evaluation will be completed September 2019
- 31 individuals are participating in the program
 - All have completed a Housing Stability plan
 - All have completed brief mental health screenings
 - Three individuals have been permanently housed due to this intervention
- Funding authorized in 2019-2020: \$124,000



Rental Housing Code



- Council authorized changes to Rental Housing Code (TMC 1.95) in November 2018, which became effective in February.
- Changes reflect impactful policy measures to prevent homelessness.
 - Relocation Assistance Program
 - \$200,000 authorized in 2019-2020 budget
 - Source of Income
 - Codifying local enforcement of WA State rules



Temporary Sheltering Ordinance



- Temporary Sheltering Ordinance #29498 was passed by Council on April 20, 2018
 - Ordinance relaxed some requirements to provide temporary sheltering that had otherwise deterred Faith-based Organizations (FBO) and non-profits

Temporary Sheltering Outreach and Engagement



- The Ministerial Alliance
- Associated Ministries
- Targeted Outreach to the FBO community to engage in support homeless efforts
- TV-Tacoma and City Line Segments
- Neighborhood Council Meetings



Homeless Emergency Declaration



- Council Action in May 2017 Launched 3-Phase Plan
 - Phase I = Mitigation Site
 - Phase II = Stability Site
 - Phase III = Evolving
- Council extended the Declaration in 2017 and 2018
- Currently expires in December 2019



Homeless Outreach Team (HOT)



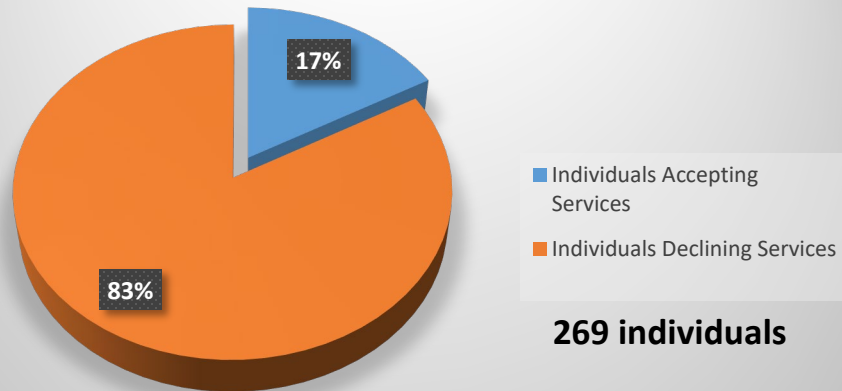
- Launched May 2017
- Innovative partnership between TPD and NCS
 - 5 full-time TPD officers and two full-time NCS outreach workers
 - Prioritize locations, coordinate responses, ensure monitoring
- Integrated what we've learned into operational approaches
 - Collaborate with community outreach workers to identify high population areas (Positive Interactions)
 - Partnership with other homeless supportive service providers
 - Designated mental health provider embedded with HOT

HOT Results

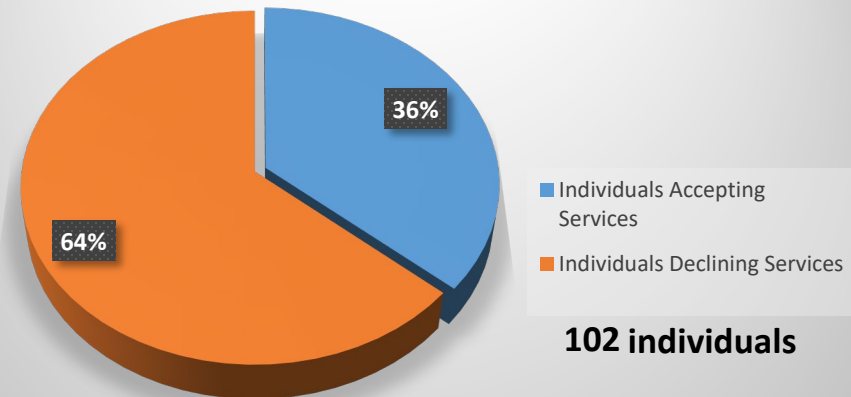


	2018	2019 (YTD)
Encampment Cleanups*	127	38
311 Responses	2,069	507

HOT Referrals (2018)



HOT Referrals (2019 YTD)



**Encampment cleanups took place on multiple sites*

Stability Site



- Established June 2017
- Integrated what we've learned into operational approaches
 - Maximize use of space and incentives for program participation
 - 90 Day Stay Policy
 - Employment Connections Program
 - Transportation provided by The Salvation Army

Sheltered at the Stability Site



Demographics	Current	YTD
Total program participants	89	270
Male	62	165
Encampment or living outside prior to entry	81	181
Living with disability	69	217
Currently employed	7	15
Veterans	3	12
Initial participants currently being served at site (June 2017)	5	83 Initial Participants
Number of Tacoma residents	57	182
Homeless for more than a year	62	207



Stability Site Engagement



Total Individuals served	270
Individuals housed	78
Current Program Data (YTD)	
Individuals currently at Stability Site	89
Completed housing stability plan	60
Enrolled in Employment Connections Program	7
Employed after participation in Employment Connections Program	3
Enrolled in Coordinated Entry	37

Emergency Declaration Funding for Stability Site Operations



2019 Stability Site Costs	
Stability Site Operator	\$1,772,644
Facilities and Maintenance	\$203,395
Services Rentals	\$175,766
Employment connections	\$80,000
Transportation	\$51,507
Utilities	\$31,402
Total	\$2,314,714



Shelter Expansion



- Increase number of permanent shelter beds at the Tacoma Rescue Mission by December 2019
 - Repurpose building at current location to expand services
 - 40-50 additional shelter spaces for single adults

Funding Source	Amount
Private Donations	\$600,000
Community Development Block Grant	\$350,000
REET (Real Estate Excise Tax)	\$1,000,000
General Fund	\$250,000
TOTAL	\$2,200,000

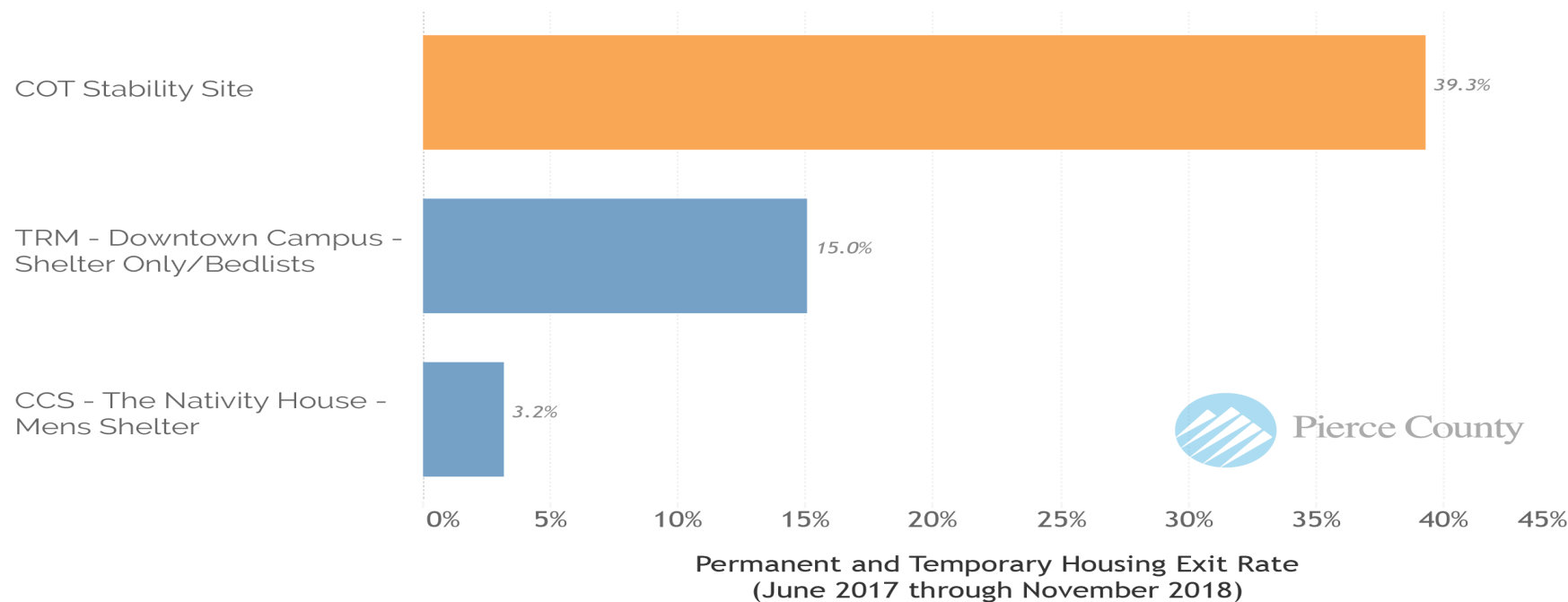


Stability Site Exits to Housing

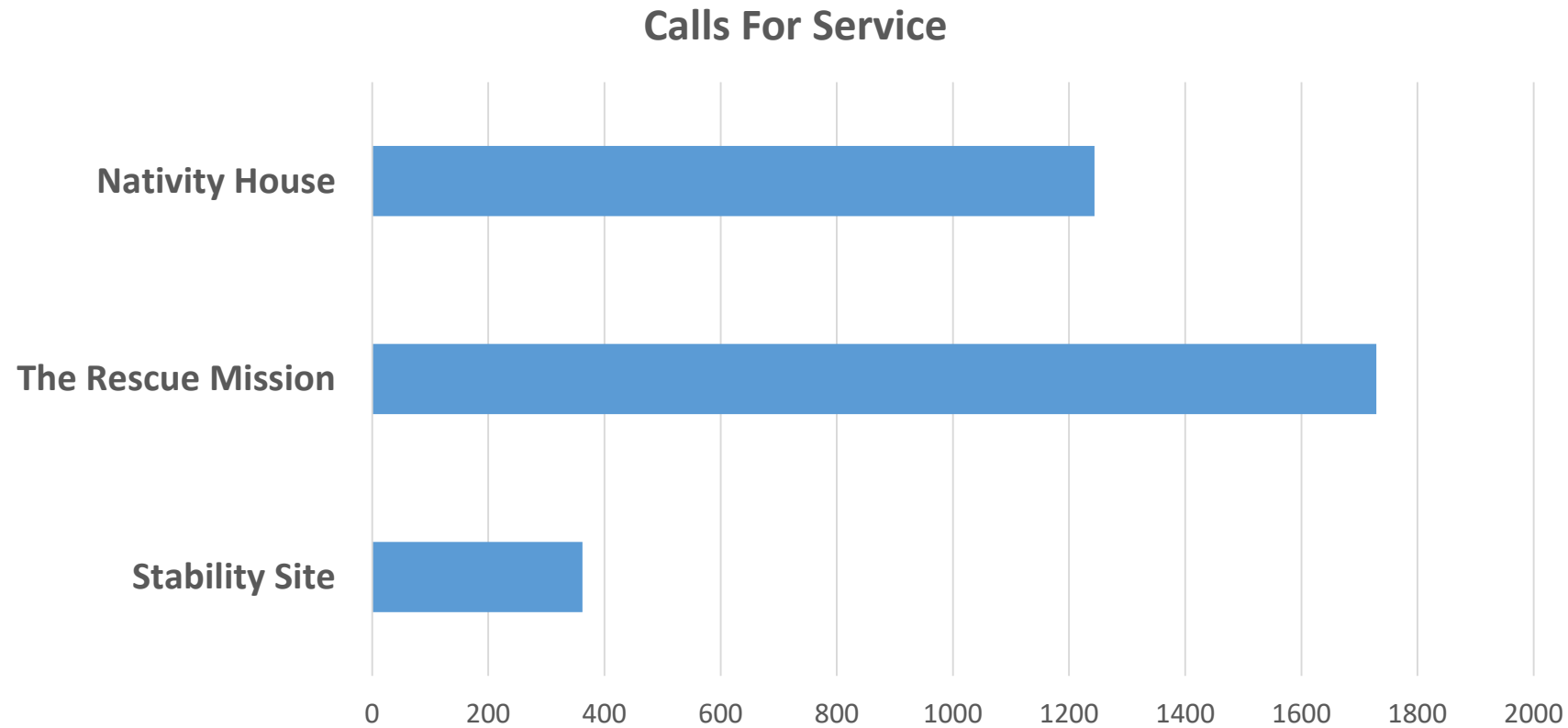


The City of Tacoma's Stability Site has helped dozens of households resolve their episodes of homelessness.

*Since its launch, the site has permanently or temporarily housed **almost 40% of households** seeking shelter.*



Stability Site Calls for Emergency Service





Affordable Housing Action Strategy



- Homelessness is mainly a housing issue
- The Affordable Housing Action Strategy (AHAS) provides a response to this growing problem
- Strategic Objectives 3 and 4 are directed at keeping people housed and increasing access to housing for those who may be unhoused
- Implementation of the AHAS will involve inter-departmental tactical teams who will work to achieve meaningful progress in year one of the strategy
- Two tactical teams will work on Action 3.2 (Creating a range and resources for households experiencing a housing crisis) and Action 4.1 (Streamline processes for households applying for and using rental assistance)

Unmet Need for Housing




RENTAL HOUSING SUPPLY & DEMAND

Tacoma has...



87 affordable & available units for every 100 **LOW-INCOME** households



COST-BURDENED HOUSEHOLDS

16% of households (13,386) pay gross **50% OR MORE** of their monthly income on housing costs



40% of households (32,842) pay gross **30% OR MORE** of their monthly income on housing costs

WIDESPREAD, PERSISTENT NEED

The City of Tacoma has a shortage of affordable and available rental units for low-income households. Forty percent of households in Tacoma pay more than 30% of their gross income on housing each month.

Source: 2016 American Community Survey PUMS 1-Year Estimates.

Snapshot of Housing Market Conditions & Needs



Accelerating housing market conditions

Rent increased by 16% at single-family rentals & 17% at multifamily properties between March 2016 and March 2018.



Limited rental supply

Unmet need is greatest among extremely low-income households, followed by very low-income households.



Cost-burdens among households

Forty (40%) of households in Tacoma pay at least 30% of their income on housing costs each month.



Barriers accessing and staying in a home


Residents face a range of issues that affect their access to affordable housing units, such as navigating multiple systems and language barriers.



SPARC Recommendations



- Design an equitable “Coordinated Entry System”
- Incorporate racial equity into funding and contracting
- Include racial equity data analysis and benchmarks into strategic planning
- Support organizational development
- Encourage anti-racist program delivery
- Promote ongoing anti-racism training
- Collaborate to increase affordable housing availability
- Explore innovative upstream interventions



Responding to Homelessness in Tacoma

City of Tacoma | Neighborhood and Community Services