



## **Stability Site Temporary Shelter Update and Recommendations**

City of Tacoma | Neighborhood and Community  
Services



## Overview



- Overview of Homelessness in Tacoma
- Homelessness Outreach Team (HOT)
- Stability Site Operations
- Recommendations and Considerations



## Point in Time Count



|                                | 2018   | 2019  |
|--------------------------------|--------|-------|
| Pierce County                  | 1,628  | 1,486 |
| Tacoma                         | 529    | 436   |
| Veterans                       | 135    | 134   |
| Survivors of Domestic Violence | 165    | 106   |
|                                |        |       |
| Washington State               | 22,304 | n/a   |

<sup>1</sup> Pierce County 2018 Point in Time Count Results

<sup>2</sup> HUD 2018 Annual Homeless Assessment Report

3



## Primary Causes of Homelessness



Source: Point in Time Count

1. Lack of affordable housing
2. Inadequate income or employment
3. Eviction
4. Mental health/substance abuse
5. Domestic violence and fleeing domestic violence

4

## Shelter Availability



- Adult and family shelter beds = ~400
  - Additional ~160 beds during inclement weather
- Young Adult shelter beds (ages 18-24)= ~40
- Domestic Violence shelter beds = 117
- Crisis Residential Center beds (ages 12-17)
  - Current 6
  - Future 12 (Arlington)
- Stability Site shelter beds = 100

5

## Homeless Emergency Declaration



- Council Action in May 2017 Launched 3-Phase Plan
  - Phase I = Mitigation Site
  - Phase II = Stability Site
  - Phase III = Transition individuals to appropriate housing
- Council extended the Declaration in 2017 and 2018
- Currently expires in December 2019

6

## Contracted Services to Address Homelessness



### 2019-20 Contracted Amounts

|                        | Community Development Block Grant | Emergency Solutions Grant | General Fund       | Mental Health Substance Use Disorder | TOTAL              |
|------------------------|-----------------------------------|---------------------------|--------------------|--------------------------------------|--------------------|
| Homeless Services      | \$120,542                         | \$0                       | \$158,398          | \$1,733,908                          | \$2,012,848        |
| Housing Services       | \$193,166                         | \$184,842                 | \$1,328,518        | \$1,498,872                          | \$3,205,398        |
| Sheltering             | \$20,000                          | \$97,357                  | \$888,437          | \$1,303,273                          | \$2,309,067        |
| Complementary Services | \$65,591                          | \$0                       | \$422,378          | \$389,244                            | \$877,213          |
| <b>TOTAL</b>           | <b>\$399,299</b>                  | <b>\$282,199</b>          | <b>\$2,797,731</b> | <b>\$4,925,297</b>                   | <b>\$8,404,526</b> |

## Homeless Outreach Team (HOT)



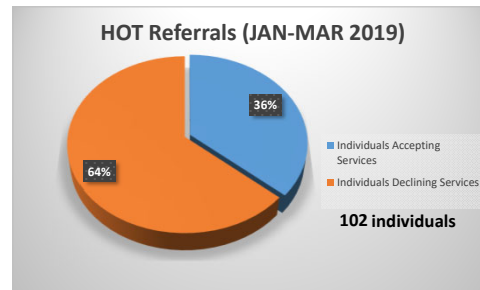
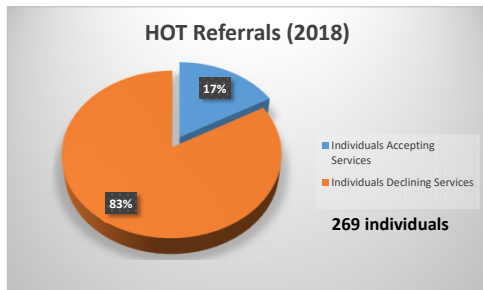
- Launched May 2017
- Innovative partnership between TPD and NCS
  - 5 full-time TPD officers and two full-time NCS outreach workers
  - Prioritize locations, coordinate responses, ensure monitoring
- Integrated what we've learned into operational approaches
  - Collaborating with Washington State Department of Transportation (WSDOT), Metro Parks and Tacoma Public Utilities.
  - Partnering with Stability Site operator to refer individuals at encampments directly to Stability Site.

JM2  
JM3  
SL4

## HOT Results

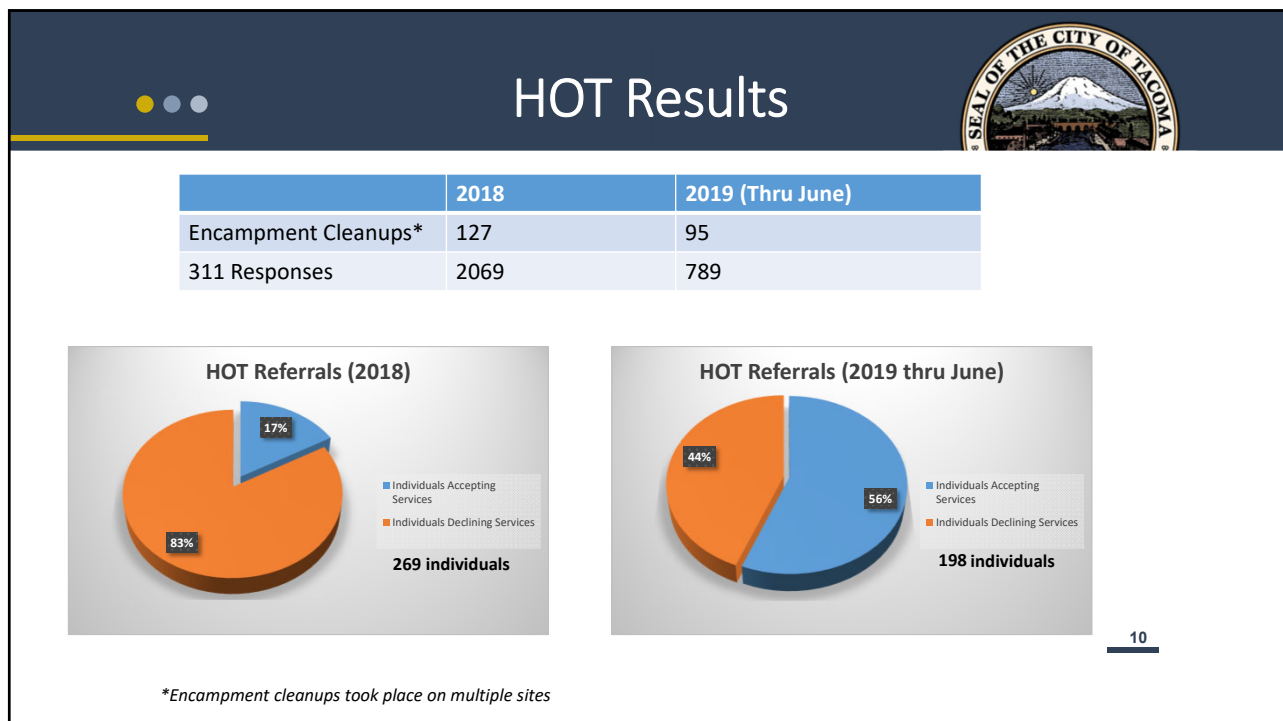


|                      | 2018 | JAN-MAR 2019 |
|----------------------|------|--------------|
| Encampment Cleanups* | 127  | 38           |
| 311 Responses        | 2069 | 507          |



9

\*Encampment cleanups took place on multiple sites



## Slide 9

---

**JM2** Please align year in graph with year in table

Jorgensen, Matthew, 3/18/2019

**JM3** TPD Must vet their numbers with our numbers and we must all be consistent

Jorgensen, Matthew, 3/18/2019

**SL4** YES PLEASE!

Stewart, Linda, 3/31/2019

| Stability Site   |     |
|--|-----|
| Total Individuals served since opening in June 2017            | 304 |
| Individuals housed since June 2017                             | 93  |
| Current Program Data (YTD)                                     |     |
| Individuals currently at Stability Site                        | 87  |
| Completed housing stability plan                               | 77  |
| Enrolled in Employment Connections Program                     | 15  |
| Employed after participation in Employment Connections Program | 6   |
| Enrolled in Coordinated Entry                                  | 46  |
| Individuals placed in Stability Site referred from HOT         | 3   |

| Sheltered at the Stability Site             |         |
|---|---------|
| Demographics                                | Current |
| Male  | 64%     |
| Encampment or Living Outside Prior to Entry | 100%    |
| Living with disability                      | 72%     |
| Currently Employed                          | 8%      |
| Veterans                                    | 3%      |
| Current participant since June 2017         | 2%      |
| Number of Tacoma residents                  | 100%    |
| Homeless for more than a year               | 91%     |

## Stability Site Calls for Police Response



| Calls for Service with Tacoma PD as Primary Unit                 | 2017 | 2018 | 2019 |
|--|------|------|------|
| Calls listing the address  | 63   | 74   | 20   |
| Calls from the Area listing Homeless Contact as Disposition      | 161  | 356  | 24   |
| Calls from the Area listing Mental Health Contact as Disposition | 24   | 25   | 83   |

13

## 2019 Stability Site Operations



| 2019 Stability Site Costs  |                    |
|----------------------------|--------------------|
| Stability Site Operator    | \$1,772,644        |
| Facilities and Maintenance | \$206,712          |
| Services Rentals           | \$115,180          |
| Employment connections     | \$160,000          |
| Transportation             | \$51,507           |
| Utilities                  | \$31,402           |
| <b>Total</b>               | <b>\$2,337,445</b> |

14



## Recommendations



- Improve site safety and security by replacing small tents with pallet shelters and transitioning all to inside the large tent
- Reduce the number of Stability Site units, to improve operational efficiency, and free up resources for other homelessness initiatives
- Mid-biennial budget authorization to fund site maintenance and operations at a reduced level
- Extend the Homeless Emergency Declaration through December 2020

15

## Impacts



- Replacing tents with pallet shelters and relocating all shelters to inside the large tent results in a net loss of 31 units
  - Pallet shelters can accommodate more than one individual (can maintain site capacity of 100)
- Potential for longer waiting list
- Site amenities (mobile shower, laundry, restrooms) are leased and will require refurbishment or replacement
  - Not intended for long-term, day to day use

16

## Proposed Budget for 2020 Stability Site Operations



### Estimate 2020 Stability Site Costs

|  |                    |
|--|--------------------|
| <b>Stability Site Operator</b>                             | \$750,000          |
| <b>Facilities and Maintenance</b>                          | \$206,712          |
| <b>Services Rentals</b>                                    | \$119,210          |
| <b>Employment connections</b>                              | \$160,000          |
| <b>Transportation</b>                                      | \$51,507           |
| <b>Utilities</b>   | \$31,402           |
| <b>One-Time Purchase 18<br/>Additional Pallet Shelters</b> | \$80,388           |
| <b>Total</b>   | <b>\$1,399,219</b> |

17

## Concurrent Efforts



- Continue working with partners to increase shelter capacity and access to day services
- Build momentum for regional approach to addressing homelessness
- Identify opportunities for transfer of ownership and operations of site to non-profit
- Pursue HB1406 resources for affordable and permanent supportive housing (AHAS)

18