

District 2

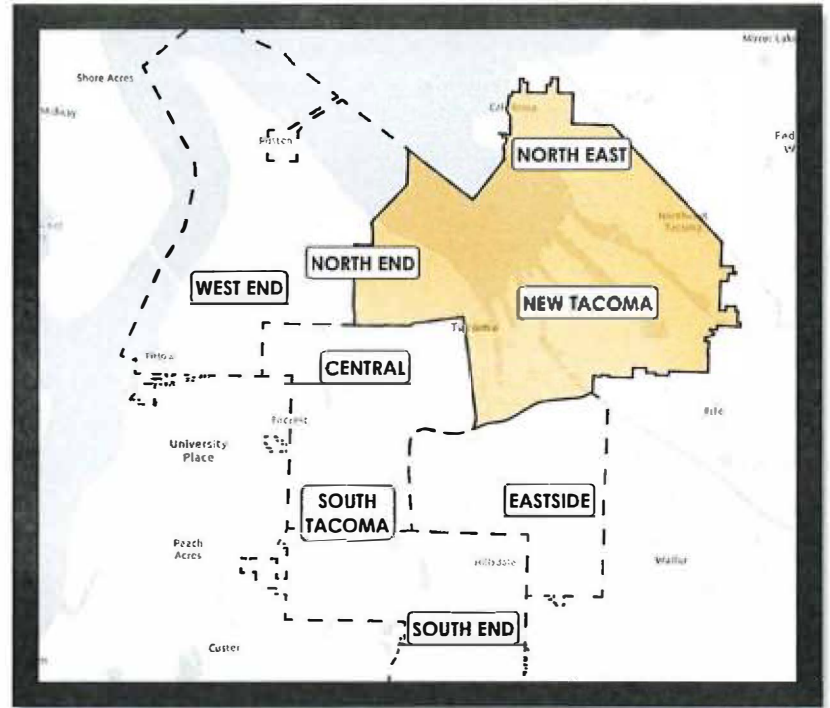
Equity Index:

High



Age

- Under 18: **18%**
- 18 to 34: **30%**
- 35 – 64: **40%**
- 65 & Older: **12%**



Racial Demographics

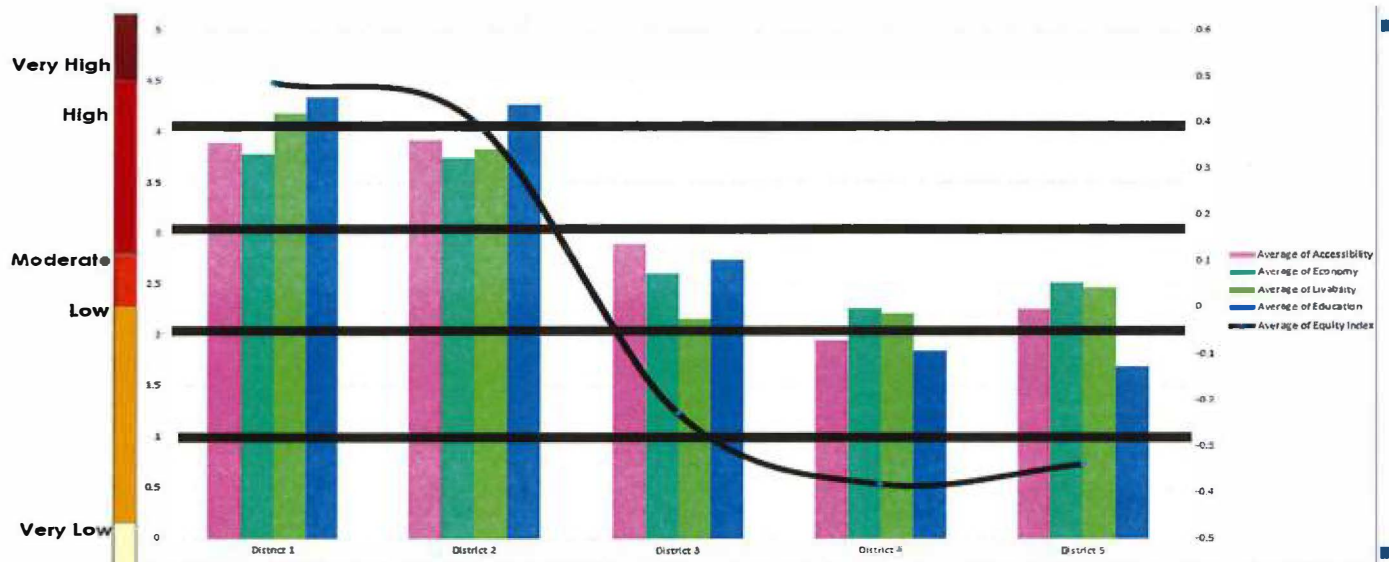
Ethnicity/Race:

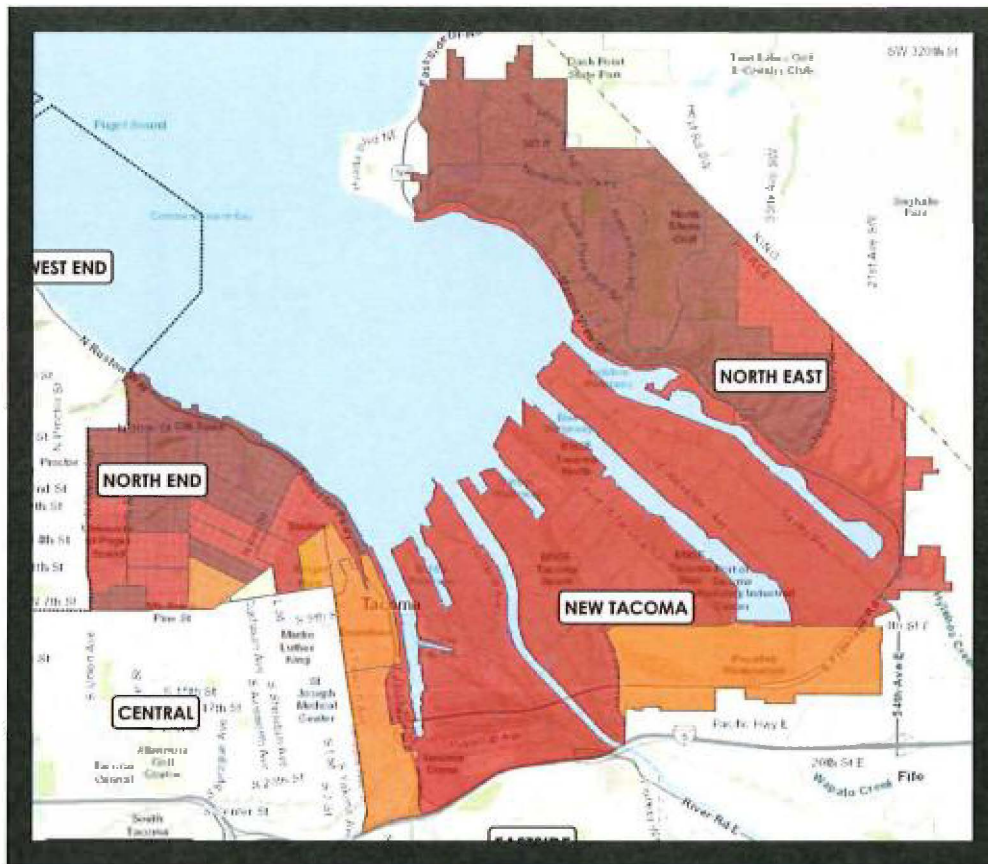
- White Non Hispanic: **83%**
- Hispanic **8.4%**
- Asian: **9.8%**
- Black: **5.0%**
- Native American: **0.8%**
- Pacific Islander: **0.8%**
- Other: **1.0%**

Top Languages:

1. English
2. Spanish
3. Korean
4. Vietnamese

39,801
Population





Civic Engagement*: **High**

Perception of Safety: **90%**

Voting Participation: **70%**

Education: **High**

Bachelor's or Higher: **44%**

Graduation Rate: **95%**

Economy & Workforce: **High**

Household Income: **\$71,008**

Unemployment: **6%**

Livability: **High**

Life Expectancy: **81 Years Old**


Owner/Renter Ratio: **50% Owners**

Number of Crimes in 2018: **2,867**

Number of Crimes in 2019: **3,444**

Road Condition: **52% Poor Quality**

Transportation Access: **20% Limited Routes**



*The civic engagement score is based on the voting participation rate within the Equity Index.