



## WEEKLY REPORT TO THE CITY COUNCIL

May 14, 2020

Members of the City Council  
City of Tacoma, Washington

**Dear Mayor and Council Members:**

### ITEMS OF INTEREST

1. **A special meeting of the City Council will be held on Friday, May 15, 2020, at 2:00 p.m.** To comply with Governor Inslee's Proclamation 20-28, this meeting will not be conducted in-person and will have telephonic access for the public to attend. **The City Council special meeting can be heard on [TVTacoma.com](http://TVTacoma.com) or by dialing 253-215-8782 and entering ID 832 6587 6087**, when prompted. The following items will be discussed:
  - Update on the COVID-19 Aid, Relief, and Economic Security (CARES) Act Funding
    - Federal Funding - Jen Covino, Simon and Company President
    - Washington State Funding – Anita Gallagher, City of Tacoma, Assistant to the City Manager
    - Pierce County Funding – Bruce Dammeier, Pierce County Executive
    - Discussion of Potential Amendment to Ordinance No. 28671, Relating to the Six-month Extension of the Tideflats Interim Regulations
2. The third series of The City of Tacoma's **T-Town Virtual Community events on May 14, 2020, 6:00-7:30 pm**, will focus on the topic of **"Economic Development in Tacoma"** and will be hosted by Council Members Robert Thoms and Conor McCarthy. **The presentation can be heard by dialing 253-215-8782 and entering 820 7578 8412 when prompted or by visiting <https://us02web.zoom.us/j/82075788412> to participate in the live Q&A.**
3. **Planning and Development Services** Director Peter Huffman **provides the attached memorandum regarding COVID-19 impacts on the Planning Division.** The message was sent to all subscribers of the Planning mailing list on Wednesday, May 13, 2020.
4. **May is Historic Preservation Month!** Each year staff provides an overview of the past year in preservation and a forecast of things to come. This year, **staff is providing a written summary report instead of a presentation to the City Council. More information on current historic preservation events and activities can be found at [www.hpmonthtacoma.com](http://www.hpmonthtacoma.com).**

5. **May is National Bike Month!** Join with partners across Tacoma-Pierce County to celebrate the many benefits of bicycling for transportation and recreation. In light of these unprecedented times – **this Bike Month will look different from years past – but we'll be sharing bicycling-related resources, activities, and tips throughout the month. Follow along on Facebook (@mobility253) and on Instagram and Twitter (@tacomamobility) for Bike Month 2020 updates and events!**
6. The **May 11, 2020 Purchase Contract Awards** are attached for your information.
7. Tacoma Police Department Chief Don Ramsdell provides the **attached Weekly Crime Report**.
8. Please see the attached City of Tacoma **Weekly Meeting Schedule**.

#### **STUDY SESSION/WORK SESSION**

9. The **City Council study sessions have been cancelled until further notice**. The City Clerk's office will notice when the City Council study sessions reconvene. Notices can be found at: <http://www.cityoftacoma.org/notices>
10. The updated **Tentative City Council Forecast and Consolidated Standing Committee Calendars** are attached for your information.

#### **MARK YOUR CALENDARS**

11. City of Tacoma's **"T-Town Virtual Community," May 21, 2020, 6:00-7:30 pm.**, hosted by Council Members John Hines and Lillian Hunter discussing **"Education and Children."**

Sincerely,



Elizabeth A. Pauli  
City Manager

EAP:ram



City of Tacoma  
Office of the City Clerk

May 14, 2020

## NOTICE SPECIAL MEETING

### Tacoma City Council

Notice is hereby given that a special meeting of the City Council will be held on Friday, May 15, 2020, at 2:00 p.m. To comply with Governor Inslee's Proclamation 20-28, as extended through May 31, 2020, this meeting will not be conducted in-person and will have telephonic access for the public to attend.

The City Council special meeting can be heard by dialing 253-215-8782 and entering the meeting ID 832 6587 6087, when prompted.

The purpose of this meeting is to discuss the following items:

- Update on the status and impact of COVID-19 and the City's response including:
  - Update on the Coronavirus Aid, Relief, and Economic Security (CARES) Act Funding.
    - Federal Funding – Jen Covino, Simon and Company President;
    - Washington State Funding – Anita Gallagher, Assistant to the City Manager;
    - Pierce County Funding – Bruce Dammeier, Pierce County Executive.
- Discussion on the potential amendment to Ordinance No. 28671, relating to the six-month extension of the Tideflats Interim Regulations.

Doris Sorum  
City Clerk



The City of Tacoma does not discriminate on the basis of disability in any of its programs, activities, or services. To request this information in an alternative format or to request a reasonable accommodation, please contact the City Clerk's Office at 253-591-5505. TTY or speech to speech users please dial 711 to connect to Washington Relay Services.



**TO:** Elizabeth A. Pauli, City Manager  
**FROM:** Peter Huffman, Planning and Development Services Director  
**CC:** Tadd Wille, Deputy City Manager  
**SUBJECT:** PDS Planning Division – COVID-19 Impacts  
**DATE:** May 13, 2020

Please note the message below regarding COVID-19 impacts and the Planning Division was sent to all subscribers of the Planning mailing list.

The City of Tacoma is responding to the ongoing emergency and prioritizing health and safety, as well as continuity of operations. To meet those priorities, and to limit the long-term fiscal impacts the City is experiencing, budget reductions and temporary staffing changes have been made. Among these, the majority of the City's Planning Division staff have been temporarily laid off, and these impacts are currently anticipated to last through July.

These temporary changes will significantly impact our ability to move forward with most of our current projects/initiatives. Currently, we are anticipating we will temporarily pause most of our projects, including:

- 2020 Annual Amendments
- 2021 Annual Amendments
- Urban Design Program
- Infill Pilot Program
- "At Home in Tacoma" Affordable Housing Project
- Cushman/Adams Substation Reuse Study


In addition, staff support for our commissions and advisory committees, as well as community engagement, are limited. We are assessing how to continue to engage with the community and are expecting that many events and meetings will be postponed, reduced or cancelled during this time. This includes the Planning Commission, Landmarks Preservation Commission, Urban Design Project Advisory Group, TOD Advisory Group and Housing Equity Task Force.

We appreciate your support and patience during this difficult time. Our staff remain committed to exceptional service, and we recognize that our partners and customers are facing these challenges with us. I can assure you we are excited to get back to this important work at the end of the temporary reduction, and to our continued collaboration with our community.

If you have any questions during this time, please feel free to reach out to me at [bboudet@cityoftacom.org](mailto:bboudet@cityoftacom.org). Stay safe and healthy, and take care of each other.



**TO:** Elizabeth A. Pauli, City Manager

**FROM:** Peter Huffman, Planning and Development Services Director 

**CC:** Tadd Wille, Deputy City Manager

**SUBJECT:** Historic Preservation Month

**DATE:** May 13, 2020

May is Historic Preservation Month in Tacoma and across the United States. Each year staff provides an overview of the past year in preservation and a forecast of things to come. This year, staff is providing a written summary report instead of a presentation to Council, which accompanies this memorandum.

Preservation Month gives us the opportunity to reflect on the meaning of place within our communities, to celebrate our history, and to acknowledge the important role that heritage plays in economic development, civic identity, sustainable development, and those things that make Tacoma unique.

Please join Planning and Development Services in celebrating the month of May as Preservation Month. More information on current historic preservation events and activities can be found at [www.hpmonthtacoma.com](http://www.hpmonthtacoma.com).

## Introduction

May is Historic Preservation Month across the United States as well as here in Tacoma. This is the month where communities across the nation engage in activities, events and celebrations to highlight the importance of heritage and place.

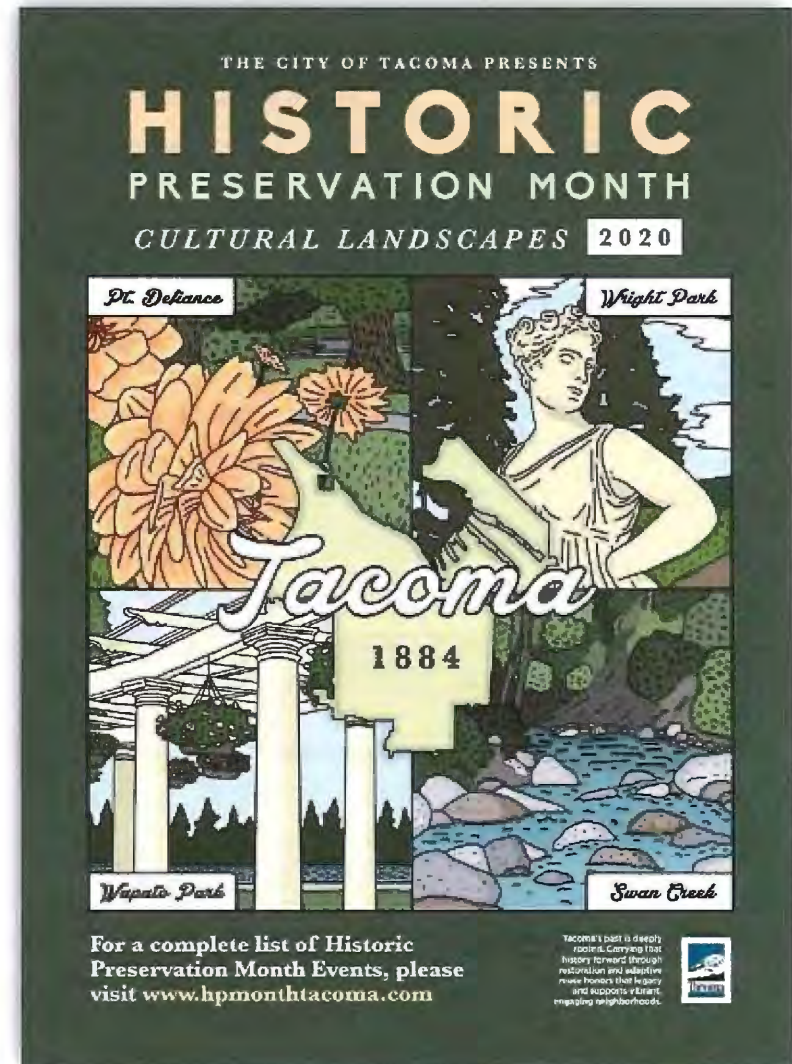
Each May, staff from the Historic Preservation Office provides an overview of the Historic Preservation Program to Council at a study session in May, including a report on the past year's activities and a forecast of the year to come. This year, we are providing this summary in a written format.

## Preservation – The Year in Review

The past year has been a busy one for the Historic Preservation Office and Landmarks Preservation Commission. From a full annual calendar of activities and events, to increased programming in South and East Tacoma, to code amendments and updates, the Historic Preservation Program continues to seek ways to improve the protection and enhancement of our historic resources, as well as to increase the reach of our services and programs to all Tacoma residents, visitors and property owners.

## Enhancements to Cultural Resources Protections and Demolition Review

In October 2019, a new set of regulations were adopted by City Council following the review and recommendations of the Landmarks and Planning Commissions. These provide for the review of demolition permits for removal of buildings over a certain size, in Mixed Use Centers or those that are listed on National Register of Historic Places. These amendments also clarified existing regulations that affected project review in the Downtown and Tacoma Mall Subareas, to provide better review of potential archaeological impacts resulting from development activities.



## Broadening Horizons in Historic Preservation Lecture Series

The events are free and open to the public. For more information about the Tacoma's Historic Preservation Office events, visit us online at [cityoftacoma.org/HPEvents](http://cityoftacoma.org/HPEvents)



### DIVERSITY IN HISTORIC PRESERVATION

**Architect Claudia Kiyama, M.Arch**  
September 26 at 5:30 p.m.  
Murray Board Room on UPS Campus  
(1500 N. Warner St, Tacoma)



### SUSTAINABILITY IN HISTORIC PRESERVATION

**Professor Kathryn Rogers Merlino**  
October 10 at 5:30 p.m.  
Honey Café  
(1322 Fawcett Ave, Tacoma)



### ORAL HISTORY AND RACE IN TACOMA

**Professor Andrew Gomez**  
November 14 at 5:30 p.m.  
Honey Café  
(1322 Fawcett Ave, Tacoma)

For more information about the events or to request an interpreter or access accommodation, please contact Lauren Hoogkamer by email at [landmarks@cityoftacoma.org](mailto:landmarks@cityoftacoma.org) or call (253) 591-5254.

The lecture series is sponsored by the City of Tacoma's Historic Preservation Office, Tacoma Historical Society and Historic Tacoma.

TACOMA HISTORICAL SOCIETY



HISTORIC  
TACOMA

## Broadening Horizons – Increasing the reach of preservation programming

An ongoing initiative in the preservation program is to increase the access and reach of historic preservation offerings across Tacoma, including increasing geographical diversity of our public programming, as well as events that highlight and enhance understanding of historical narratives that have been under represented in local history programming.

Examples include:

- **Broadening Horizons in Historic Preservation Lecture Series, October-November 2019**  
Diversity in Historic Preservation, September 26, 2019  
Sustainability in Historic Preservation, October 10, 2019  
Oral History and Race in Tacoma, November 14, 2019
- **Historic Walking Tours**  
South Tacoma Tour, June 1, 2019  
Salishan, July 13, 2019  
Prairie Line Trail Celebration and Tour, October 3, 2019
- **Expanding Partnerships and Increasing Reach**
  - Improved coordination with Puyallup Tribe of Indians, including events and activities, conference planning, and environmental/project review
  - Continuing focus on youth-oriented activities and events
  - Social media impact – 13% increase in followers, which now total over 9000

*Examples of programming this year: The Broadening Horizons Lecture Series.*

## Landmarks Preservation Commission – Year in Review

The past year has been a significant one in terms of historic preservation development projects in Tacoma.

### Design review and nominations

The Commission issued 139 project approvals and City Council added three buildings to the Tacoma Register of Historic Places, bringing the total to over 180 designated landmarks and over 1100 within local historic districts.

### Special Tax Valuation incentives

A record-breaking \$45 million in tax incentives granted, including the long-awaited rehabilitation of the Elks Temple, commercial properties downtown and multifamily neighborhood housing.



*Examples of projects from the past year, from top: Hebard/Tobey Jones House, added to the Tacoma Register in 2019. Riley Apartments in the North Slope, rehabilitated 2019. Elks-McMenamins Temple, a \$35 million restoration of an iconic Tacoma building.*

## 2020 Initiatives and Program Goals

Looking forward to 2020-21, the Historic Preservation Program will increase its focus on serving a diverse citywide audience, work to improve historic building data in areas anticipated to be impacted by development pressure and areas that are poorly documented, and to review and improve enforcement codes for historic preservation, especially for illegal demolitions.



*Gault Middle School in McKinley.*

These focus areas include:

- Review of Historic Preservation policies and development of a framework to increase equitable outcomes for historic preservation citywide. This includes an audit of the existing Historic Preservation Comprehensive Plan Element for policies that address equity in historic preservation, and for alignment with Tacoma 2025 and other City policies, including housing and sustainability, as well as seeking resources to provide additional community assistance to identify and document historic buildings in underserved areas of the city.
- Increased neighborhood and Mixed Use Center historic surveys, providing critical data about historic buildings in locations where development is anticipated and desired. This potentially includes seeking grants to survey McKinley and Lincoln Mixed Use Centers in 2020-2021.
- Review of enforcement codes and procedures to address illegal demolitions and other non-permitted work. Recent events have identified gaps in the City's ability to respond to significant code violations.

## Preservation Month in May

Although social distancing requirements have altered the way the City and its partners have formatted our programming for Preservation Month, many events will continue virtually. Events this month include:

Sacred Spaces Virtual Tour, May 2

Virtual Wright Park Walking Tour, May 5

Tacoma's Agricultural Heritage (Virtual Zoom Panel), May 9

Cherry (Parkes) and the Chocolate Factory: Presentation by Tacoma Historical Society, May 11

Sherman Elementary Salmon Release (Virtual Event), May 16

Virtual Walking Tour of the Historic Proctor District, May 17

Wapato Park (Virtual) Bike Tour, May 30

For more information, please see:

[www.hpmonthtacoma.com](http://www.hpmonthtacoma.com)



**Purchase Contract Awards**  
**For Weekly Report to the City Manager**

**Week of May 11, 2020**

Specification	Description	Awardee	Amount
IT19-0441F	Temporary Staffing Master Services	<ul style="list-style-type: none"><li>• Apex Systems LLC</li><li>• MW Partners</li><li>• Phoenix Business Consulting</li><li>• Sage Group Technologies Inc</li><li>• The Stergion Group, Inc.</li><li>• 22nd Century Technologies, Inc.</li><li>• LanceSoft Inc</li><li>• CCS Global Tech</li></ul>	\$950,000 plus applicable taxes for the first 5 companies and \$750,000 for initial contract terms of two years with the option to renew for three additional one-year terms for the last 3 companies for a projected total of \$7,000,000.00 for temporary staffing.



City of Tacoma

City Manager Action Memorandum

**TO:** Elizabeth Pauli, City Manager  
**FROM:** Daniel Key, Information Technology Department Director  
**COPY:** City Manager, City Council, City Clerk, SBE Coordinator, LEAP Coordinator, and Alex Clark, Finance/Purchasing  
**SUBJECT:** Temporary Staffing Master Services  
Request for Proposals Specification No. IT19-0441F – May 12, 2020  
**DATE:** April 28, 2020

Pursuant to the City of Tacoma March 12, 2020 state of emergency proclamation in response to COVID-19, made in accordance with Tacoma Municipal Code Chapter 1.10., contract awards for purchases must be approved by the City Manager or designee.

This memorandum supplements the attached contract award recommendation letter.

APPROVED

DocuSigned by:  
*Elizabeth Pauli*  
D9173CB8486D40B...

Elizabeth Pauli, City Manager

DS  
PB

DS  
DJ

DS  
AC



City of Tacoma

Contract and Award Letter  
Resolution No.  
Exhibit A

---

**TO:** Board of Contracts and Awards  
**FROM:** Daniel Key, Information Technology Department  
**COPY:** City Council, City Manager, City Clerk, SBE Coordinator, LEAP Coordinator, and Alex Clark, Finance/Purchasing  
**SUBJECT:** Temporary Staffing Master Services  
Request for Proposals Specification No. IT19-0441F – May 12, 2020  
**DATE:** April 28, 2020

---

**RECOMMENDATION SUMMARY:**

The Information Technology Department recommends contracts be awarded to Apex Systems, LLC-Bellevue, WA, MW Partners-Santa Ana, CA, Phoenix Business Consulting-Sarasota, FL, Sage Group Technologies, Inc.-Hazlet, NJ, The Stergion Group, Inc.-Rancho Palos Verdes, CA, in the amounts of \$950,000, plus applicable taxes, and 22<sup>nd</sup> Century Technologies, Inc.-Somerset, NJ, LanceSoft Inc.-Hemdon, VA, and CCS Global Tech-Poway, CA in the amounts of \$750,000 for initial contract terms of two years with the option to renew for three additional one-year terms for a projected total contract amount up to \$7,000,000 for temporary staffing.

**STRATEGIC POLICY PRIORITY:**

The recommended contracts align with the Strategic Policy to encourage and promote an efficient and effective government, which is fiscally sustainable and guided by engaged residents. These contracts effectively mitigate risks for information technology services delivery for City departments and citizens by providing effective and timely temporary staffing on an as-needed basis.

**BACKGROUND:**

The Information Technology Department is establishing multiple contracts with qualified firms to provide supplemental support and professional services on an as-needed basis. These services would support the department's service portfolio which includes; Workforce Productivity, Business Automation, Decision Support, Digital Media & Publishing, Technology Operations, Planning & Portfolio Management, Professional Services and Information Assurance.

**ISSUE:** The demand for experienced technology personnel may exceed the capacity of City staff.

**ALTERNATIVES:** Secure staffing through Requests for Proposal as each need arises. This could cause severe delays as this alternative process could take a substantial amount of time.

**COMPETITIVE SOLICITATION:**

Request for Proposals Specification No. IT19-0441F was opened December 24, 2019. Twenty-six companies were invited to bid in addition to normal advertising of the project. Thirty-two submittals were received.

The below vendors submitted a bid that resulted in the highest evaluated submittal after consideration of SBE participation goals. Vendors were evaluated on the following criteria:



City of Tacoma

Criteria	Points
Qualifications / Experience of Firm	25
Qualifications / Experience of Key Personnel	20
Fees and Charges / Method of Billing / Hourly	15
Approach/Methods Used to Provide Services	20
Client References	10
Small Business Enterprise	5
Sustainability Efforts	5

The table below reflects the amount of the total award.

<u>Respondent</u>	<u>Location</u>	<u>Score</u>
Phoenix Business Consulting	Sarasota, FL	72.0
MW Partners	Santa Ana, CA	70.9
The Stergion Group, Inc	Rancho Palos Verdes, CA	69.4
22 <sup>nd</sup> Century Technologies, Inc.	Somerset, NJ	68.9
Apex Systems, LLC	Bellevue, WA	67.8
LanceSoft Inc.	Hemdon, VA	67.6
CCS Global Tech	Poway, CA	66.8
Sage Group Technologies, Inc	Hazlet, NJ	66.3

Pre-bid Estimate: \$7,000,000

The recommended award is 0% percent above the pre-bid estimate.

CONTRACT HISTORY: New contract.

SUSTAINABILITY: Vendors were evaluated on their company's commitment to the environment to include their sustainability practices.

**SBE/LEAP COMPLIANCE:**

- The Stergion Group, Inc and 22nd Century Technologies partnered with certified SBE firms and were awarded full SBE points during the evaluation.
- Sage Group Technologies was certified as a minority/woman owned firm and was awarded full SBE points during the evaluation.



City of Tacoma

**FISCAL IMPACT:****EXPENDITURES:**

FUND NUMBER & FUND NAME *	COST OBJECT (CC/WBS/ORDER)	COST ELEMENT	TOTAL AMOUNT
Information Systems Fund 5800	Various	5310100	Up to \$7,000,000
<b>TOTAL</b>			<b>Up to \$7,000,000</b>

**REVENUES:**

FUNDING SOURCE	COST OBJECT (CC/WBS/ORDER)	COST ELEMENT	TOTAL AMOUNT
Information Systems Fund 5800	Various	5310100	Up to \$7,000,000
<b>TOTAL</b>			<b>Up to \$7,000,000</b>

**FISCAL IMPACT TO CURRENT BIENNIAL BUDGET: \$ 7,000,000****ARE THE EXPENDITURES AND REVENUES PLANNED AND BUDGETED?** Yes**IF EXPENSE IS NOT BUDGETED, PLEASE EXPLAIN HOW THEY ARE TO BE COVERED.** N/A



## CAU Overview

### Week 19 (Last 7 Days): 04 May – 10 May 2020

Last 28 Days: 13 Apr – 10 May 2020; Previous 7 Days: 27 Apr – 03 May 2020; Same 4 Weeks for 2019: 15 Apr – 12 May 2019

*The data is not NIBRS compliant and is subject to change and/or revision. Small numbers cause large percent increases and decreases.*

#### Group A – Property Offenses – Non DV

Last 28 Days vs Previous 28 Days  
U 0.9%

Last 4 Weeks vs Same 4 Weeks in 2019  
U 20.5%

Last 7 Days vs Previous 7 Days  
U 23.9%

#### Theft from Motor Vehicle – Non DV

Last 28 Days vs Previous 28 Days  
U 3.9%

Last 4 Weeks vs Same 4 Weeks in 2019  
U 24.0%

Last 7 Days vs Previous 7 Days  
0.0%

#### Residential Burglary – Non DV

Last 28 Days vs Previous 28 Days  
U 6.5%

Last 4 Weeks vs Same 4 Weeks in 2019  
U 31.0%

Last 7 Days vs Previous 7 Days  
U 38.9%

#### Non-Residential Burglary – Non DV

Last 28 Days vs Previous 28 Days  
N 4.1%

Last 4 Weeks vs Same 4 Weeks in 2019  
N 38.2%

Last 7 Days vs Previous 7 Days  
U 55.6%

#### Group A Persons Offenses – Non DV

Last 28 Days vs Previous 28 Days  
U 11.4%

Last 4 Weeks vs Same 4 Weeks in 2019  
U 44.4%

Last 7 Days vs Previous 7 Days  
N 2.9%

Drive By Offenses - YTD  
N 10.3%

Murder/Non Neg Manslaughter\* - YTD  
N 80.0%

\*NIBRS definition of Murder/Non-Negligent Manslaughter. Non DV related offenses only calculated.

#### Aggravated Assault – Non DV

Last 28 Days vs Previous 28 Days  
N 5.3%

Last 4 Weeks vs Same 4 Weeks in 2019  
U 41.2%

Last 7 Days vs Previous 7 Days  
N 36.4%

#### Domestic Violence Offenses

Last 28 Days vs Previous 28 Days  
U 7.0%

Last 4 Weeks vs Same 4 Weeks in 2019  
U 17.4%

Last 7 Days vs Previous 7 Days  
U 18.5%



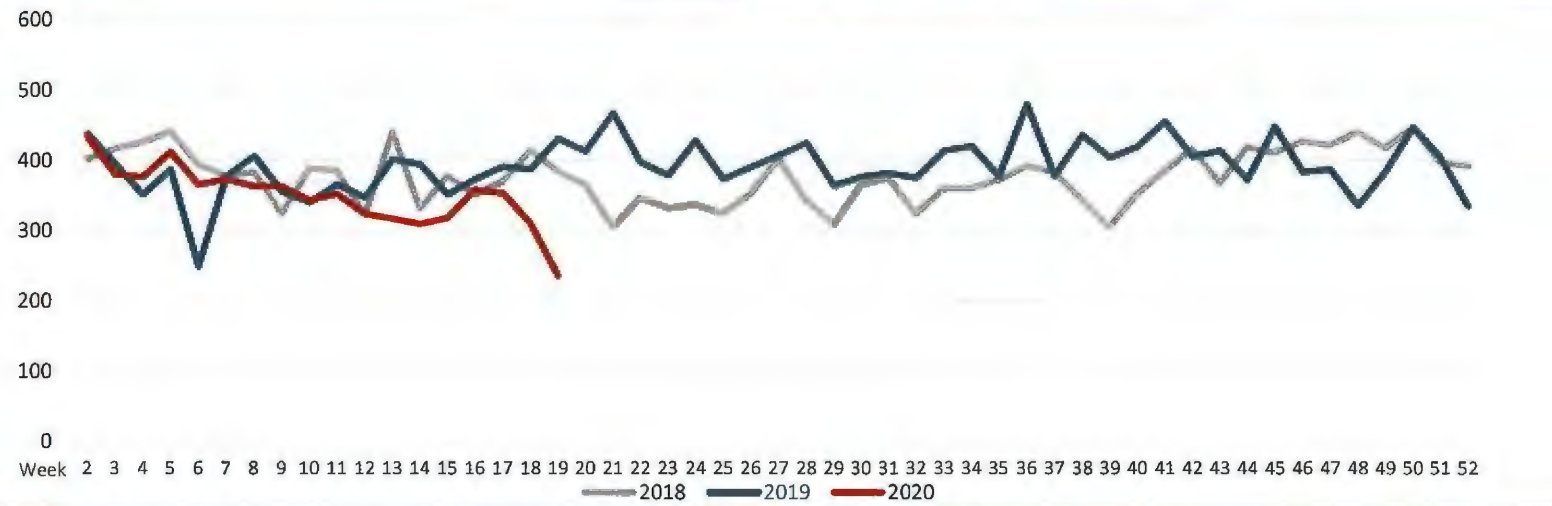
# CAU Overview

## Week 19 (Last 7 Days): 04 May – 10 May 2020

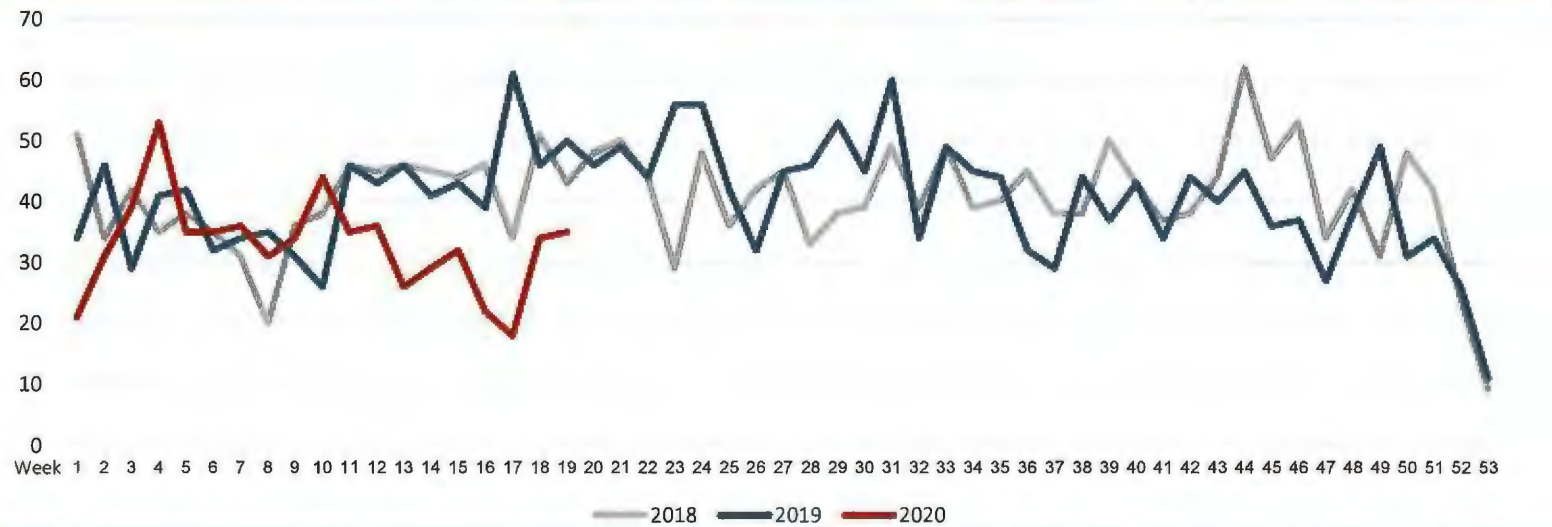
Last 28 Days: 13 Apr – 10 May 2020; Previous 7 Days: 27 Apr – 03 May 2020; Same 4 Weeks for 2019: 15 Apr – 12 May 2019

The data is not NIBRS compliant and is subject to change and/or revision. Small numbers cause large percent increases and decreases.

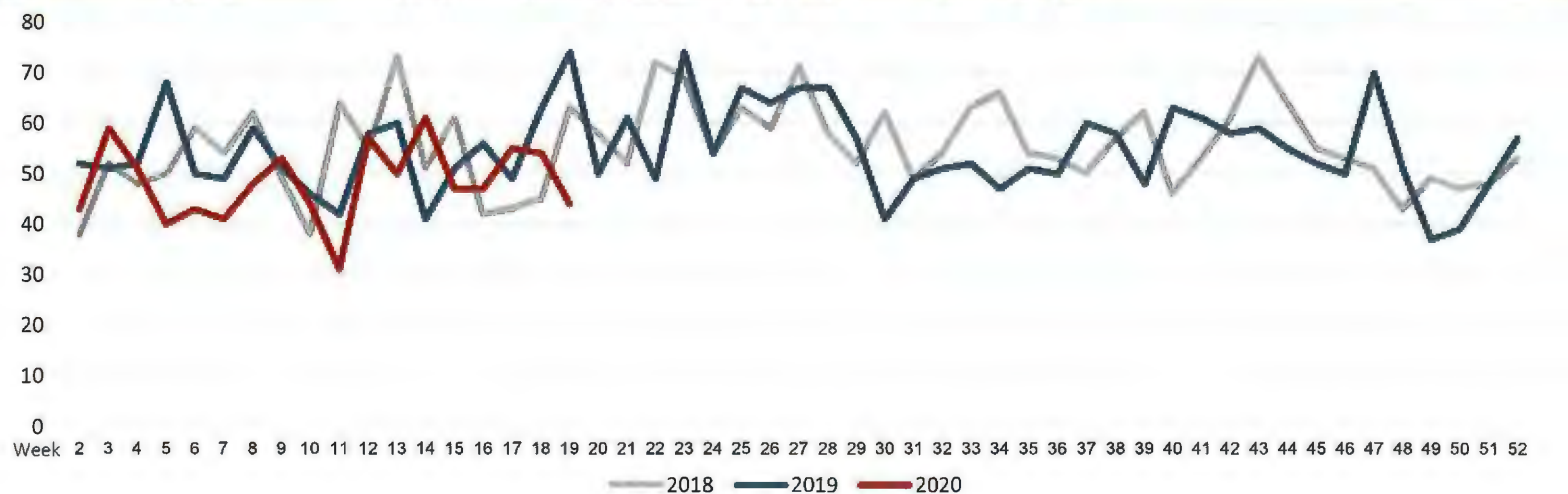
### Group A – Property Offenses – Non DV



### Group A Persons Offenses – Non DV



### Domestic Violence Offenses





## Citywide Weekly Briefing for 04 May 2020 to 10 May 2020

The data is not National Incident Based Reporting System (NIBRS) compliant. Do not compare the results with any report using that standard. The data is dynamic and is subject to change and/or revision. The number of distinct offenses listed on a report are counted. This does not represent reports or individuals. All data is compared to last year for the same number of days. Small numbers may cause large percent increases and decreases.

Offense Breakdown	7 Days		28 Days		Year to Date		7 Days	28 Days	YTD
	06-May-2019	04-May-2020	15-Apr-2019	13-Apr-2020	01-Jan-2019	01-Jan-2020			
	12-May-2019	10-May-2020	12-May-2019	10-May-2020	12-May-2019	10-May-2020			
<b>Persons</b>	<b>107</b>	<b>67</b>	<b>373</b>	<b>245</b>	<b>1489</b>	<b>1257</b>	37.4%▼	34.3%▼	15.6%▼
Assault	95	65	323	228	1294	1141	31.6%▼	29.4%▼	11.8%▼
Homicide	0	1	3	1	8	11	NC	66.7%▼	37.5%▲
Kidnapping/Abduction	3	0	6	3	24	20	100.0%▼	50.0%▼	16.7%▼
Sex Offenses, Forcible	9	1	37	12	155	84	88.9%▼	67.6%▼	45.8%▼
<b>Property</b>	<b>447</b>	<b>248</b>	<b>1646</b>	<b>1319</b>	<b>7391</b>	<b>6821</b>	44.5%▼	19.9%▼	7.7%▼
Arson	3	4	9	12	38	40	33.3%▲	33.3%▲	5.3%▲
Burglary/Breaking and Entering	38	21	143	141	666	659	44.7%▼	1.4%▼	1.1%▼
Counterfeiting/Forgery	3	4	17	15	75	57	33.3%▲	11.8%▼	24.0%▼
Destruction/Damage/Vandalism of Property	142	85	546	433	2295	2107	40.1%▼	20.7%▼	8.2%▼
Fraud	40	8	148	65	630	318	80.0%▼	56.1%▼	49.5%▼
Larceny/Theft	178	84	641	473	2896	2730	52.8%▼	26.2%▼	5.7%▼
Motor Vehicle Theft	26	27	82	119	521	631	3.8%▲	45.1%▲	21.1%▲
Robbery	5	5	31	23	148	140	0.0%	25.8%▼	5.4%▼
Stolen Property	11	9	26	27	109	120	18.2%▼	3.8%▲	10.1%▲
<b>Society</b>	<b>20</b>	<b>11</b>	<b>88</b>	<b>56</b>	<b>403</b>	<b>333</b>	45.0%▼	36.4%▼	17.4%▼
Drug/Narcotic	15	7	54	38	290	232	53.3%▼	29.6%▼	20.0%▼
Pornography/Obscene Material	1	0	5	2	21	10	100.0%▼	60.0%▼	52.4%▼
Prostitution	0	0	2	0	11	2	0.0%	100.0%▼	81.8%▼
Weapon Law Violations	4	4	27	16	81	89	0.0%	40.7%▼	9.9%▲
<b>Citywide Totals</b>	<b>574</b>	<b>326</b>	<b>2107</b>	<b>1620</b>	<b>9283</b>	<b>8411</b>	43.2%▼	23.1%▼	9.4%▼

### Last 7 Days

#### Notes:

- There was 1 Homicide offense in the last 7 days.
- 69.2% (45/65) of the Assaults were coded Simple Assault.
- There were 44 DV-related offenses.
- 72.7% (32/44) of the DV-related offenses were Persons.
- 49.2% (32/65) of the Assaults were DV-related.
- DV-related Offenses: 52 ↘ 32
- There was 1 Gang-Related offense(s) in the last 7 days.
- Theft from Motor Vehicle: 84 ↘ 43

#### Top 5 Locations - Compared to last year

- 3201 Pacific Ave: 0 ↗ 6
- 5102 S 58th St: 0 ↗ 6
- 1965 S Union Ave: 4 ↔ 4
- 1554 Market St: 0 ↗ 4
- 6 Locations with 3

#### Top 5 Offense Locations - Compared to last year

- Single Family Residence: 80 ↘ 49
- Street/Right Of Way: 67 ↘ 47
- Parking Lot: 114 ↘ 37
- Sporting Goods Store: 35 ↘ 24
- Apartment: 35 ↘ 23



## Sector 1 Weekly Briefing for 04 May 2020 to 10 May 2020

The data is not National Incident Based Reporting System (NIBRS) compliant. Do not compare the results with any report using that standard. The data is dynamic and is subject to change and/or revision. The number of distinct offenses listed on a report are counted. This does not represent reports or individuals. All data is compared to last year for the same number of days. Small numbers may cause large percent increases and decreases.

Offense Breakdown	7 Days		28 Days		Year to Date		7 Days	28 Days	YTD
	06-May-2019	04-May-2020	15-Apr-2019	13-Apr-2020	01-Jan-2019	01-Jan-2020			
	12-May-2019	10-May-2020	12-May-2019	10-May-2020	12-May-2019	10-May-2020			
<b>Persons</b>	27	23	92	62	365	333	14.8%▼	32.6%▼	8.8%▼
Assault	25	23	79	61	321	304	8.0%▼	22.8%▼	5.3%▼
Homicide	0	0	1	0	3	4	0.0%	100.0%▼	33.3%▲
Kidnapping/Abduction	0	0	0	1	3	6	0.0%	NC	100.0%▲
Sex Offenses, Forcible	2	0	10	0	35	19	100.0%▼	100.0%▼	45.7%▼
<b>Property</b>	89	51	321	245	1570	1421	42.7%▼	23.7%▼	9.5%▼
Arson	2	2	7	5	18	15	0.0%	28.6%▼	16.7%▼
Burglary/Breaking and Entering	10	3	38	25	170	131	70.0%▼	34.2%▼	22.9%▼
Counterfeiting/Forgery	2	0	6	1	21	8	100.0%▼	83.3%▼	61.9%▼
Destruction/Damage/Vandalism of Property	31	18	117	80	558	501	41.9%▼	31.6%▼	10.2%▼
Fraud	7	2	26	11	88	51	71.4%▼	57.7%▼	42.0%▼
Larceny/Theft	32	18	107	87	571	559	43.8%▼	18.7%▼	2.1%▼
Motor Vehicle Theft	2	2	10	16	103	105	0.0%	60.0%▲	1.9%▲
Robbery	0	3	6	7	28	28	NC	16.7%▲	0.0%
Stolen Property	3	3	4	10	11	20	0.0%	150.0%▲	81.8%▲
<b>Society</b>	7	1	22	12	84	58	85.7%▼	45.5%▼	31.0%▼
Drug/Narcotic	5	0	17	8	72	44	100.0%▼	52.9%▼	38.9%▼
Pornography/Obscene Material	1	0	1	0	1	1	100.0%▼	100.0%▼	0.0%
Prostitution	0	0	0	0	1	0	0.0%	0.0%	100.0%▼
Weapon Law Violations	1	1	4	4	10	13	0.0%	0.0%	30.0%▲
<b>Sector Totals</b>	123	75	435	319	2019	1812	39.0%▼	26.7%▼	10.3%▼

### Last 7 Days

#### Notes:

- There was no Homicide offense in the last 7 days.
- 65.2% (15/23) of the Assaults were coded Simple Assault.
- There were 11 DV-related offenses.
- 81.8% (9/11) of the DV-related offenses were Persons.
- 39.1% (9/23) of the Assaults were DV-related.
- DV-related Offenses: 9 ↗ 9
- There was no Gang-Related offense(s) in the last 7 days.
- Theft from Motor Vehicle: 13 ↘ 10

#### Top 5 Locations - Compared to last year

- 1554 Market St: 0 ↗ 4
- 19 Locations with 2

#### Top 5 Offense Locations - Compared to last year

- Street/Right Of Way: 21 ↘ 19
- Single Family Residence: 15 ↔ 15
- Sidewalk: 5 ↗ 7
- Railway Car: 0 ↗ 5
- Drug Store: 3 ↔ 3
- Apartment: 9 ↘ 3
- Sporting Goods Store: 8 ↘ 3
- Parking Lot: 14 ↘ 3



## Sector 2 Weekly Briefing for 04 May 2020 to 10 May 2020

The data is not National Incident Based Reporting System (NIBRS) compliant. Do not compare the results with any report using that standard. The data is dynamic and is subject to change and/or revision. The number of distinct offenses listed on a report are counted. This does not represent reports or individuals. All data is compared to last year for the same number of days. Small numbers may cause large percent increases and decreases.

Offense Breakdown	7 Days		28 Days		Year to Date		7 Days	28 Days	YTD
	06-May-2019	04-May-2020	15-Apr-2019	13-Apr-2020	01-Jan-2019	01-Jan-2020			
	12-May-2019	10-May-2020	12-May-2019	10-May-2020	12-May-2019	10-May-2020			
<b>Persons</b>	29	12	98	43	343	229	58.6%▼	56.1%▼	33.2%▼
Assault	25	12	83	36	292	200	52.0%▼	56.6%▼	31.5%▼
Homicide	0	0	2	0	2	3	0.0%	100.0%▼	50.0%▲
Kidnapping/Abduction	1	0	2	0	8	4	100.0%▼	100.0%▼	50.0%▼
Sex Offenses, Forcible	3	0	9	7	39	22	100.0%▼	22.2%▼	43.6%▼
<b>Property</b>	153	73	513	409	1996	1987	52.3%▼	20.3%▼	0.5%▼
Arson	0	0	0	2	7	5	0.0%	NC	28.6%▼
Burglary/Breaking and Entering	13	9	48	42	200	182	30.8%▼	12.5%▼	9.0%▼
Counterfeiting/Forgery	0	2	4	8	14	21	NC	100.0%▲	50.0%▲
Destruction/Damage/Vandalism of Property	53	24	176	133	646	627	54.7%▼	24.4%▼	2.9%▼
Fraud	15	0	48	19	152	94	100.0%▼	60.4%▼	38.2%▼
Larceny/Theft	64	30	206	158	843	865	53.1%▼	23.3%▼	2.6%▲
Motor Vehicle Theft	6	7	21	37	97	137	16.7%▲	76.2%▲	41.2%▲
Robbery	0	0	4	6	19	39	0.0%	50.0%▲	105.3%▲
Stolen Property	1	1	4	2	12	13	0.0%	50.0%▼	8.3%▲
<b>Society</b>	2	5	10	8	40	44	150.0%▲	20.0%▼	10.0%▲
Drug/Narcotic	1	3	6	5	26	34	200.0%▲	16.7%▼	30.8%▲
Pornography/Obscene Material	0	0	0	0	3	2	0.0%	0.0%	33.3%▼
Prostitution	0	0	0	0	1	0	0.0%	0.0%	100.0%▼
Weapon Law Violations	1	2	4	3	10	8	100.0%▲	25.0%▼	20.0%▼
<b>Sector Totals</b>	184	90	621	460	2379	2260	51.1%▼	25.9%▼	5.0%▼

### Last 7 Days

#### Notes:

- There was no Homicide offense in the last 7 days.
- 91.7% (11/12) of the Assaults were coded Simple Assault.
- There were 8 DV-related offenses.
- 75.0% (6/8) of the DV-related offenses were Persons.
- 50.0% (6/12) of the Assaults were DV-related.
- DV-related Offenses: 16 ↘ 6
- There was no Gang-Related offense(s) in the last 7 days.
- Theft from Motor Vehicle: 37 ↘ 17

#### Top 5 Locations - Compared to last year

- 1965 S Union Ave: 4 ↔ 4
- 5917 N 26th St: 0 ↗ 3
- 19 Locations with 2

#### Top 5 Offense Locations - Compared to last year

- Sporting Goods Store: 12 ↔ 12
- Single Family Residence: 21 ↘ 12
- Street/Right Of Way: 19 ↘ 10
- Apartment: 13 ↘ 8
- Other Residence: 1 ↗ 7
- Parking Lot: 39 ↘ 7



## Sector 3 Weekly Briefing for 04 May 2020 to 10 May 2020

The data is not National Incident Based Reporting System (NIBRS) compliant. Do not compare the results with any report using that standard. The data is dynamic and is subject to change and/or revision. The number of distinct offenses listed on a report are counted. This does not represent reports or individuals. All data is compared to last year for the same number of days. Small numbers may cause large percent increases and decreases.

Offense Breakdown	7 Days		28 Days		Year to Date		7 Days	28 Days	YTD
	06-May-2019	04-May-2020	15-Apr-2019	13-Apr-2020	01-Jan-2019	01-Jan-2020			
	12-May-2019	10-May-2020	12-May-2019	10-May-2020	12-May-2019	10-May-2020			
<b>Persons</b>	<b>21</b>	<b>18</b>	<b>77</b>	<b>69</b>	<b>337</b>	<b>319</b>	14.3%▼	10.4%▼	5.3%▼
Assault	20	16	69	63	298	294	20.0%▼	8.7%▼	1.3%▼
Homicide	0	1	0	1	1	4	NC	NC	300.0%▲
Kidnapping/Abduction	1	0	2	2	4	6	100.0%▼	0.0%	50.0%▲
Sex Offenses, Forcible	0	1	6	3	33	15	NC	50.0%▼	54.5%▼
<b>Property</b>	<b>105</b>	<b>51</b>	<b>389</b>	<b>294</b>	<b>1886</b>	<b>1664</b>	51.4%▼	24.4%▼	11.8%▼
Arson	1	1	2	1	3	7	0.0%	50.0%▼	133.3%▲
Burglary/Breaking and Entering	6	4	26	34	147	172	33.3%▼	30.8%▲	17.0%▲
Counterfeiting/Forgery	1	2	1	3	16	17	100.0%▲	200.0%▲	6.3%▲
Destruction/Damage/Vandalism of Property	33	16	122	99	541	477	51.5%▼	18.9%▼	11.8%▼
Fraud	13	5	37	19	182	77	61.5%▼	48.6%▼	57.7%▼
Larceny/Theft	40	14	162	101	766	688	65.0%▼	37.7%▼	10.2%▼
Motor Vehicle Theft	6	5	19	24	147	153	16.7%▼	26.3%▲	4.1%▲
Robbery	2	2	8	7	40	38	0.0%	12.5%▼	5.0%▼
Stolen Property	3	2	12	5	42	31	33.3%▼	58.3%▼	26.2%▼
<b>Society</b>	<b>5</b>	<b>3</b>	<b>23</b>	<b>26</b>	<b>118</b>	<b>112</b>	40.0%▼	13.0%▲	5.1%▼
Drug/Narcotic	5	2	12	19	80	77	60.0%▼	58.3%▲	3.8%▼
Pornography/Obscene Material	0	0	1	2	11	6	0.0%	100.0%▲	45.5%▼
Prostitution	0	0	1	0	2	2	0.0%	100.0%▼	0.0%
Weapon Law Violations	0	1	9	5	25	27	NC	44.4%▼	8.0%▲
<b>Sector Totals</b>	<b>131</b>	<b>72</b>	<b>489</b>	<b>389</b>	<b>2341</b>	<b>2095</b>	<b>45.0%▼</b>	<b>20.4%▼</b>	<b>10.5%▼</b>

### Last 7 Days

#### Notes:

- There was 1 Homicide offense in the last 7 days.
- 68.8% (11/16) of the Assaults were coded Simple Assault.
- There were 15 DV-related offenses.
- 73.3% (11/15) of the DV-related offenses were Persons.
- 68.8% (11/16) of the Assaults were DV-related.
- DV-related Offenses: 12 ▾ 11
- There was no Gang-Related offense(s) in the last 7 days.
- Theft from Motor Vehicle: 20 ▾ 11

#### Top 5 Locations - Compared to last year

- 5102 S 58th St: 0 ▴ 6
- 1913 S 72nd St: 4 ▾ 3
- 4302 Center St: 0 ▴ 3
- 8 Locations with 2

#### Top 5 Offense Locations - Compared to last year

- Parking Lot: 35 ▾ 11
- Apartment: 6 ▴ 9
- Single Family Residence: 17 ▾ 8
- Street/Right Of Way: 12 ▾ 6
- Grocery Store: 4 ▴ 6



## Sector 4 Weekly Briefing for 04 May 2020 to 10 May 2020

The data is not National Incident Based Reporting System (NIBRS) compliant. Do not compare the results with any report using that standard. The data is dynamic and is subject to change and/or revision. The number of distinct offenses listed on a report are counted. This does not represent reports or individuals. All data is compared to last year for the same number of days. Small numbers may cause large percent increases and decreases.

Offense Breakdown	7 Days		28 Days		Year to Date		7 Days	28 Days	YTD
	06-May-2019	04-May-2020	15-Apr-2019	13-Apr-2020	01-Jan-2019	01-Jan-2020			
	12-May-2019	10-May-2020	12-May-2019	10-May-2020	12-May-2019	10-May-2020			
<b>Persons</b>	<b>30</b>	<b>14</b>	<b>106</b>	<b>71</b>	<b>444</b>	<b>376</b>	53.3%▼	33.0%▼	15.3%▼
Assault	25	14	92	68	383	343	44.0%▼	26.1%▼	10.4%▼
Homicide	0	0	0	0	2	0	0.0%	0.0%	100.0%▼
Kidnapping/Abduction	1	0	2	0	9	4	100.0%▼	100.0%▼	55.6%▼
Sex Offenses, Forcible	4	0	12	2	48	28	100.0%▼	83.3%▼	41.7%▼
<b>Property</b>	<b>100</b>	<b>73</b>	<b>423</b>	<b>371</b>	<b>1939</b>	<b>1749</b>	27.0%▼	12.3%▼	9.8%▼
Arson	0	1	0	4	10	13	NC	NC	30.0%▲
Burglary/Breaking and Entering	9	5	31	40	149	174	44.4%▼	29.0%▲	16.8%▲
Counterfeiting/Forgery	0	0	6	3	24	11	0.0%	50.0%▼	54.2%▼
Destruction/Damage/Vandalism of Property	25	27	131	121	550	502	8.0%▲	7.6%▼	8.7%▼
Fraud	5	1	37	16	208	96	80.0%▼	56.8%▼	53.8%▼
Larceny/Theft	42	22	166	127	716	618	47.6%▼	23.5%▼	13.7%▼
Motor Vehicle Theft	12	13	32	42	174	236	8.3%▲	31.3%▲	35.6%▲
Robbery	3	0	13	3	61	35	100.0%▼	76.9%▼	42.6%▼
Stolen Property	4	3	6	10	44	56	25.0%▼	66.7%▲	27.3%▲
<b>Society</b>	<b>6</b>	<b>2</b>	<b>33</b>	<b>10</b>	<b>161</b>	<b>119</b>	66.7%▼	69.7%▼	26.1%▼
Drug/Narcotic	4	2	19	6	112	77	50.0%▼	68.4%▼	31.3%▼
Pornography/Obscene Material	0	0	3	0	6	1	0.0%	100.0%▼	83.3%▼
Prostitution	0	0	1	0	7	0	0.0%	100.0%▼	100.0%▼
Weapon Law Violations	2	0	10	4	36	41	100.0%▼	60.0%▼	13.9%▲
<b>Sector Totals</b>	<b>136</b>	<b>89</b>	<b>562</b>	<b>452</b>	<b>2544</b>	<b>2244</b>	<b>34.6%▼</b>	<b>19.6%▼</b>	<b>11.8%▼</b>

### Last 7 Days

#### Notes:

- There was no Homicide offense in the last 7 days.
- 57.1% (8/14) of the Assaults were coded Simple Assault.
- There were 10 DV-related offenses.
- 60.0% (6/10) of the DV-related offenses were Persons.
- 42.9% (6/14) of the Assaults were DV-related.
- DV-related Offenses: 15 ≥ 6
- There was 1 Gang-Related offense(s) in the last 7 days.
- Theft from Motor Vehicle: 14 ≥ 11

#### Top 5 Locations - Compared to last year

- 3201 Pacific Ave: 0 ↗ 6
- 3737 Pacific Ave: 0 ↗ 3
- 5623 S L St: 0 ↗ 3
- 9517 S Steele St: 0 ↗ 3
- 12 Locations with 2

#### Top 5 Offense Locations - Compared to last year

- Parking Lot: 26 ≥ 16
- Single Family Residence: 27 ≥ 14
- Street/Right Of Way: 15 ≥ 12
- Sporting Goods Store: 11 ≥ 7
- Driveway: 2 ↗ 5



## MEETINGS FOR THE WEEK OF MAY 18, 2020 THROUGH MAY 22, 2020

TIME	MEETING	LOCATION
<b>MONDAY, MAY 18, 2020</b>		
4:00 PM	Transit Oriented Development Advisory Group - CANCELLED	
5:30 PM	Metro Parks Tacoma Board of Commissioners Committee of the Whole	Join Zoom Meeting at: <a href="https://zoom.us/j/91715886121">https://zoom.us/j/91715886121</a> Telephonic: Dial 253-215-8782 Meeting ID: 917 1588 6121
<b>TUESDAY, MAY 19, 2020</b>		
10:00 AM	Government Performance and Finance Committee - CANCELLED	
11:00 AM	Bid Opening - CANCELLED	
NOON	City Council Study Session - CANCELLED	
3:00 PM	Hearing Examiner's Hearing *	Join Zoom Meeting at: <a href="https://zoom.us/j/94959190719">https://zoom.us/j/94959190719</a> Telephonic: Dial 253-215-8782 Meeting ID: 949 5919 0719 Password: 564054
5:00 PM	City Council Meeting	Join Zoom Meeting at: <a href="https://zoom.us/j/89027150863">https://zoom.us/j/89027150863</a> Telephonic: Dial 253-215-8782 Meeting ID: 890 2715 0863
<b>WEDNESDAY, MAY 20, 2020</b>		
9:00 AM	Contracts & Awards Board ** - CANCELLED	
9:00 AM	Unfit Building Hearings **** - CANCELLED	
9:00 AM	WorkForce Central Executive Board - CANCELLED	
3:00 PM	Tacoma-Pierce County Board of Health Study Session	Please check website: <a href="https://www.tpchd.org">https://www.tpchd.org</a> for more information
4:30 PM	Infrastructure, Planning, and Sustainability Committee - CANCELLED	
5:00 PM	Planning Commission - CANCELLED	
5:30 PM	Tacoma Public Library Board of Trustees	Join Zoom Meeting at: <a href="https://zoom.us/j/89802519773">https://zoom.us/j/89802519773</a> Telephonic: Dial 253-215-8782 Meeting ID: 898 0251 9773 Password: LBOT520
5:30 PM	Transportation Commission - CANCELLED	
<b>THURSDAY, MAY 21, 2020</b>		
9:00 AM	Hearing Examiner's Hearing *	Join Zoom Meeting at: <a href="https://zoom.us/j/92926542745">https://zoom.us/j/92926542745</a> Telephonic: Dial 253-215-8782 Meeting ID: 929 2654 2745 Password: 335876
5:00 PM	Sustainable Tacoma Commission - CANCELLED	
5:30 PM	Human Rights Commission Study Session - CANCELLED	
6:30 PM	Human Rights Commission - CANCELLED	
<b>FRIDAY, MAY 22, 2020</b>		
5:00 PM	City Council Meeting – SPECIAL MEETING	Telephonic: Dial 253-215-8782 Meeting ID: 832 6587 6087



Meeting sites are accessible to people with disabilities. People with disabilities requiring special accommodations should contact the appropriate department(s) 48 hours prior to the meeting time.

\* Hearing Examiner's Hearings and Local Improvement District Meetings meet on an as-needed basis. Please contact the Hearing Examiner's Office at (253) 591-5195 to confirm whether a meeting will be held this week. Hearings may be held at various times throughout the day.

\*\* The Contracts & Awards Board (C&A Board) *may* meet weekly on Wednesdays *if* there is regular business to conduct. Updated meeting information and agendas are posted by Tuesday of each week on the City of Tacoma Purchasing website at: [www.tacomapurchasing.org](http://www.tacomapurchasing.org). Please check this website to confirm whether a C&A Board meeting will actually be held this week.

\*\*\* Hearings may be held at various times throughout the day.

**City of Tacoma 2020  
City Council Forecast Schedule**

Date	Meeting	Subject	Department	Background
May 15, 2020	City Council Emergency Management Update 2:00 pm (dail-in)	Covid-19 Response Update	City of Tacoma Staff	City of Tacoma Staff will be providing on update on the status and impact of COVID-19 and the City's response.

**City of Tacoma 2020  
City Council Forecast Schedule**

Date	Meeting	Subject	Department	Background
May 19, 2020	City Council Study Session (Cancelled)	Historic Preservation Annual Update (Update to be included in City Manager's Weekly Report)	PDS	PDS will give their annual update on the Historic Preservation Program, as well as Landmarks Commission, as a part of Preservation Month.
	City Council Meeting (dail-in)			
May 22, 2020	City Council Emergency Management Update 2:00 pm (dail-in)	Covid-19 Response Update	City of Tacoma Staff	City of Tacoma Staff will be providing on update on the status and impact of COVID-19 and the City's response.
May 26, 2020	Cancelled			
May 29, 2020	City Council Emergency Management Update 2:00 pm (dail-in)	Covid-19 Response Update	City of Tacoma Staff	City of Tacoma Staff will be providing on update on the status and impact of COVID-19 and the City's response.
June 2, 2020	City Council Study Session (TMBN 16, Noon)	Six-Year Financial Forecast	OMB	Office of Management and Budget staff will present the six-year forecast for major funds and include an overview of key baseline services included in the financial forecast.
	City Council Meeting (TMB Council Chambers, 5:00 PM)			
June 5, 2020	City Council Emergency Management Update 2:00 pm (dail-in)	Covid-19 Response Update	City of Tacoma Staff	City of Tacoma Staff will be providing on update on the status and impact of COVID-19 and the City's response.
June 9, 2020	City Council Study Session (TMBN 16, Noon)	Sound Transit- Tacoma Dome Link Extension Update	PDS	
	City Council Meeting (TMB Council Chambers, 5:00 PM)			

Community Vitality and Safety			
<b>Committee Members:</b> Blocker (Chair), Beale, Hines, Ushka, Alternate-Hunter <b>Executive Liaison:</b> Linda Stewart; Staff Support - Bucoda Warren		<b>2nd and 4th Thursdays</b> <b>4:30 p.m.</b> <b>Room 248</b>	<b>CBC Assignments:</b> • Citizen Police Advisory Committee • Human Services Commission • Human Rights Commission • Housing Authority • Commission on Disabilities • Library Board • Tacoma Community Redevelopment Authority
	Topic	Presenters	Description
May 14, 2020	Cancelled		
Future			
May 28, 2020	Cancelled		
June 11, 2020	TBD		

Economic Development Committee			
Committee Members: Thoms (chair), Blocker, McCarthy, Ushka, Alternate-Beale Executive Liaison: Tadd Wille; Staff Support - Lynda Foster		2nd, 4th, and 5th Tuesdays 10:00 a.m. Room 248	CBC Assignments: •Tacoma Arts Commission •Greater Tacoma Regional Convention Center Public Facilities District •Foss Waterway •City Events and Recognition Committee •Tacoma Creates Advisory Board
	Topic	Presenters	Description
May 26, 2020	Cancelled		
Future			
June 9, 2020			

**Government Performance and Finance Committee**

**Committee Members:** Hines, Hunter (chair), Thoms (vice chair), and Walker Alternate - Blocker  
**Executive Liaison:** Andy Cherullo; Staff Support - Latasha Ware

**1st and 3rd Tuesday  
10 a.m.  
Room 248**

**CBC Assignments:** •Public Utility Board •Board of Ethics •Audit Advisory Board •Civil Service Board

	Topic	Presenters	Description
May 19, 2020	2019 Audit exit conference for Moss Adams	Susan Calderon, Assistant Finance Director/Controller	Joint GPFC and Audit Advisory Meeting

**Infrastructure, Planning and Sustainability Committee**

<b>Committee Members:</b> McCarthy (Chair), Beale (Vice Chair), Hunter, & Walker; Alternate-Ushka <b>Executive Liaison:</b> Mike Slevin; Staff Support - Claire Goodwin		<b>1st and 3rd Wednesdays; Beginning in June 2020,</b> <b>2nd and 4th Wednesdays</b> <b>4:30pm</b> <b>Room 248</b>	<b>CBC Assignments:</b> •Sustainable Tacoma Commission •Planning Commission •Landmarks Preservation Commission •Board of Building Appeals •Transportation Commission
	<b>Topic</b>	<b>Presenters</b>	<b>Description</b>
<b>May 20, 2020</b>	<i>Cancelled</i>		
<b>Future</b>			
<b>June 3, 2020</b>	<i>Cancelled</i>		
<b>June 10, 2020 Special Meeting</b>			Public Works Staff will present the draft Six Year Transportation Improvement Program Amended 2020 and 2021-2026 (draft program). The Revised Code of Washington requires each city and town prepare and adopt a comprehensive transportation program for the ensuing six calendar years through a public hearing process.
	Transportation Improvement Plan	Jennifer Kammerzell, Principal Engineer, Public Works; Nick Anderson, Office of Management and Budget	
	Capital Facilities Program	Nick Anderson, Office of Management and Budget	6-year plan briefing as part the GMA requirements.