



WEEKLY REPORT TO THE CITY COUNCIL

May 21, 2020

Members of the City Council
City of Tacoma, Washington

Dear Mayor and Council Members:

ITEMS OF INTEREST

1. A **special meeting of the City Council will be held on Friday, May 22, 2020, at 2:00 p.m.** To comply with Governor Inslee's Proclamation 20-28, this meeting will not be conducted in-person and will have telephonic access for the public to attend. **The City Council special meeting can be heard on TVTacoma.com or by dialing 253-215-8782 and entering ID 832 6587 6087**, when prompted. City of Tacoma Staff will be discussing the 2021-2022 budget followed by an update on the status and impact of COVID-19 and the City's response.
2. The fourth series of the City of Tacoma's **T-Town Virtual Community event is on May 21, 2020, 6:00-7:30 pm** and will focus on **"Education and Children."** This event will be hosted by Council Members John Hines and Lilian Hunter. **The presentation can be heard by dialing 253- 215-8782 and entering 820 7578 8412 when prompted or by visiting <https://us02web.zoom.us/j/82075788412> to participate in the live Q&A.**
3. Please note that **The May 26, 2020 City Council Meeting is cancelled.**
4. The **May 18, 2020 Purchase Contract Awards** are attached for your information.
5. Tacoma Police Department Chief Don Ramsdell provides the **attached Weekly Crime Report.**
6. Please see the attached City of Tacoma **Weekly Meeting Schedule.**
7. Tacoma Public Utilities provides the attached **Emergency Assistance Program Funding Update** as of May 19, 2020.
8. The Tacoma Public Utilities **May 27, 2020 Public Utility Board meeting agenda** is attached for your reference.

STUDY SESSION/WORK SESSION

9. The **City Council study sessions have been cancelled until further notice.** The City Clerk's office will notice when the City Council study sessions reconvene. Notices can be found at: <http://www.cityoftacoma.org/notices>
10. The updated **Tentative City Council Forecast and Consolidated Standing Committee Calendars** are attached for your information.

MARK YOUR CALENDARS

11. QFC and Fred Meyer Offer **Free COVID-19 Drive-Thru Testing at the Tacoma Dome, May 19-21 & May 26-28 from 10am - 4pm daily, registration is required.** Register at krogerhealth.com/covidtesting or call 1-888-852-2567

Sincerely,



Elizabeth A. Pauli
City Manager

EAP:ram



City of Tacoma
Office of the City Clerk

May 21, 2020

NOTICE SPECIAL MEETING

Tacoma City Council

Notice is hereby given that a special meeting of the City Council will be held on Friday, May 22, 2020, at 2:00 p.m. To comply with Governor Inslee's Proclamation 20-28, as extended through May 31, 2020, this meeting will not be conducted in-person and will have telephonic access for the public to attend. This meeting will be broadcast on TV Tacoma and also live streamed.

The City Council special meeting can be heard by dialing 253-215-8782 and entering the meeting ID 832 6587 6087, when prompted.

The purpose of this meeting is to discuss the following items:

- Update on the status and impact of COVID-19 and the City's response including:
 - 2021-2022 Budget Discussion.

Doris Sorum
City Clerk



The City of Tacoma does not discriminate on the basis of disability in any of its programs, activities, or services. To request this information in an alternative format or to request a reasonable accommodation, please contact the City Clerk's Office at 253-591-5505. TTY or speech to speech users please dial 711 to connect to Washington Relay Services.



City of Tacoma
Office of the City Clerk

May 21, 2020

NOTICE CANCELLATION OF MEETING

Tacoma City Council

Notice is hereby given that the Tacoma City Council meeting of Tuesday, May 26, 2020, has been cancelled.

The next regularly scheduled meeting will be held virtually on Tuesday, June 2, 2020, and can be heard by dialing 253-215-8782 or through Zoom at www.zoom.us/j/89027150863 and entering the meeting ID 890 2715 0863, when prompted. Additionally, the meeting will be broadcast on TV Tacoma and live streamed.

Doris Sorum
City Clerk



The City of Tacoma does not discriminate on the basis of disability in any of its programs, activities, or services. To request this information in an alternative format or to request a reasonable accommodation, please contact the City Clerk's Office at (253) 591-5505. TTY or speech to speech users please dial 711 to connect to Washington Relay Services.

Purchase Contract Awards
For Weekly Report to the City Manager

Week of May 18, 2020

Specification	Description	Awardee	Amount
ES20-0034F	Solid Waste Management Vehicle Maintenance Facility Upgrade	Prospect Construction, Inc.	\$1,719,264.00, plus a 20 percent contingency, for a projected contract total of \$2,063,117.00, plus applicable sales tax



City of Tacoma

City Manager Action Memorandum

TO: Elizabeth Pauli, City Manager

FROM: Michael P. Slevin III, P.E., Director, Environmental Services

COPY: Jody Bratton, P.E., Senior Project Manager, Environmental Services
City Manager, City Council, City Clerk, EIC Coordinator, LEAP Coordinator,
Samol Hefley, Finance/Purchasing

SUBJECT: Solid Waste Management Vehicle Maintenance Facility Upgrade - Request for
Bids - Specification No. ES20-0034F

DATE: April 24, 2020

MPS

AMS

Pursuant to the City of Tacoma March 12, 2020 state of emergency proclamation in response to COVID-19, made in accordance with Tacoma Municipal Code Chapter 1.10, contract awards for purchases must be approved by the City Manager or designee.

RECOMMENDATION SUMMARY:

The Environmental Services Department recommends a contract be awarded to Prospect Construction, Inc., Puyallup, WA in the amount of \$1,719,264.00, plus a 20 percent contingency, for a projected contract total of \$2,063,117.00, plus applicable sales tax, budgeted from the ES Solid Waste Fund 4200, for construction of improvements to the existing Vehicle Maintenance Facility to allow for maintenance of Solid Waste Management's compressed natural gas collection system fleet.

STRATEGIC POLICY PRIORITY:

- Assure outstanding stewardship of the natural and built environment.

The Solid Waste Management (SWM) Vehicle Maintenance Shop Upgrade will create facilities to allow for the maintenance of the Environmental Services Department (ESD) conversion of SWM's collection truck fleet from diesel fuel to Compressed Natural Gas (CNG). Doing so will create an environmental benefit by reducing greenhouse gas emissions and supporting the use of renewable fuels for transportation purposes.

BACKGROUND:

In accordance with the 2008 Climate Action Plan and the Environmental Action Plan, the City has committed to reducing its fossil fuel consumption by 15 percent by 2020 compared to 2014 usage. In 2015, the ESD commenced conversion of its diesel-powered collection system fleet to CNG and built a CNG fueling station at the Tacoma Recovery and Transfer Center. The initial CNG fueling facility was built to support up to 25 collection system trucks. Over the past several years, the ESD has continued to convert its collection system fleet and plans to achieve full conversion by end of 2024. The CNG-fueled collection system fleet, when fully converted, will have 75 trucks.

The project includes improvements to the existing Vehicle Maintenance Facility through installation of new heating and ventilation systems, monitoring instrumentation to detect compressed natural gas fuel and building controls systems to add increased ventilation, alarms and open exterior doors automatically to evacuate the released fuel from the building interior.



In addition, the project construction will provide for improved lighting and mechanic workspace outlets to eliminate extension cord use improving safety in the work areas.

ISSUE: The existing SWM Vehicle Maintenance Facility was not built for the maintenance of CNG fueled trucks. Currently Public Works maintenance staff work on the trucks on the exterior of the building or with the building doors open to outside air. This approach limits their ability to properly service the vehicle equipment. The upgrades are necessary to ensure that the collection system fleet can be maintained within the building footprint with the required ventilation and controls systems. These improvements are paramount to the successful maintenance programs and continuity of operations of the fleet. A failure in proper maintenance could result in negative impacts to public health and safety.

ALTERNATIVES: An alternative to the project is to continue with maintenance of the fleet as outlined above or return to use of the diesel-fueled vehicle fleet. This alternative could result in reduced required maintenance and will not provide the benefits we are seeking to reduce fossil fuel dependence and decrease greenhouse gas emissions.

COMPETITIVE SOLICITATION: Request for Bids Specification ES20-0034F was opened on April 7, 2020. No specific companies were invited to bid and the project was advertised using the normal outlets. Three bid submittals were received. The low bidder, Saybr Contractors Inc., did meet the new Equity in Contracting (EIC) regulations and was considered non-responsive by the Community and Economic Development Department.

Prospect Construction Inc. submitted a bid that resulted in the lowest evaluated submittal after consideration of EIC participation goals. The table below reflects the amount of the base award.

<u>Respondent</u>	<u>Location</u> <i>(city and state)</i>	<u>Submittal Amount</u>	<u>Evaluated</u> <u>Submittal</u>
Saybr Contractors, Inc.	Tacoma, WA	\$1,579,347.00	\$1,579,347.00
Prospect Construction, Inc.	Puyallup, WA	\$1,719,264.00	\$1,719,264.00
M.J. Takisaki, Inc.	Seattle, WA	\$1,895,381.00	\$1, 895,381.00

Pre-bid Estimate: \$1,297,384.00

The recommended award is approximately 25 percent above the pre-bid estimate.

CONTRACT HISTORY: New contract.

SUSTAINABILITY: CNG-fueled vehicles emit up to 20 percent less greenhouse gas compared to traditional diesel fuel and result in a smaller carbon footprint, leaving a better Tacoma now and for future generations.

SBE/LEAP COMPLIANCE: The recommended contractor is in compliance with the new Equity In Contracting Regulations requirements per memorandum dated April 9, 2020. Prospect Construction Inc. met the requirements with a combination of utilization and a satisfactory waiver request.



City of Tacoma

City Manager Action Memorandum

Prospect Construction, Inc. submitted the lowest evaluated bid per EIC regulations requirements. The Local Employment and Apprenticeship Training Program (LEAP) goal is 15 percent.

FISCAL IMPACT:**EXPENDITURES:**

FUND NUMBER & FUND NAME	COST OBJECT (CC/WBS/ORDER)	COST ELEMENT	TOTAL AMOUNT
4200 – ES Solid Waste Fund	ENV-02009-12-04	5310100	\$ 2,063,117.00
TOTAL			\$ 2,063,117.00

*plus applicable sales tax


REVENUES:

FUNDING SOURCE	COST OBJECT (CC/WBS/ORDER)	COST ELEMENT	TOTAL AMOUNT
4200 – ES Solid Waste Fund	512000	Various Rates	\$ 2,063,117.00
TOTAL			\$ 2,063,117.00

FISCAL IMPACT TO CURRENT BIENNIAL BUDGET: \$2,063,117.00, plus applicable sales tax

ARE THE EXPENDITURES AND REVENUES PLANNED AND BUDGETED? Yes

APPROVED

DocuSigned by:

 D9173CB8486D40B...

Elizabeth Pauli, City Manager

DS
PB

DS
KJ

DS
AC

MPS

CMS

CONTRACT

Resolution No.
Contract No. CW2235671

This Contract is made and entered into effective this 14th day of April, 2020, ("Effective Date") by and between the City of Tacoma, a Municipal Corporation of the State of Washington ("City"), and Prospect Construction, Inc. ("Contractor").

That in consideration of the mutual promises and obligations hereinafter set forth the Parties hereto agree as follows:

- I. Contractor shall fully execute and diligently and completely perform all work and provide all services and deliverables described herein and in the items listed below each of which are fully incorporated herein and which collectively are referred to as "Contract Documents":

 1. Specification No. ES20-0034F Solid Waste Management Vehicle Maintenance Facility Upgrade Project No. ENV-02009-12 together with all authorized addenda and Q&A.
 2. Contractor's submittal dated April 7, 2020 submitted in response to Specification No. ES20-0034F Solid Waste Management Vehicle Maintenance Facility Upgrade

- II. In the event of a conflict or inconsistency between the terms and conditions contained in this document entitled Contract and any terms and conditions contained the above referenced Contract Documents the following order of precedence applies with the first listed item being the most controlling and the last listed item the least controlling:
 1. Contract CW2235671
 2. Specification No. ES20-0034F Solid Waste Management Vehicle Maintenance Facility Upgrade Project No. ENV-02009-12 together with all authorized addenda and Q&A.
 3. Contractor's submittal dated April 7, 2020 submitted in response to Specification No. ES20-0034F Solid Waste Management Vehicle Maintenance Facility Upgrade
- III. The total price to be paid by City for Contracts full and complete performance hereunder may not exceed: \$1,719,264.00, plus any applicable taxes.
- IV. Contractor agrees to accept as full payment hereunder the amounts specified herein and in Contract Documents, and the City agrees to make payments at the times and in the manner and upon the terms and conditions specified. Except as may be otherwise provided herein or in Contract Documents Contractor shall provide and bear the expense of all equipment, work and labor of any sort whatsoever that may be required for the transfer of materials and for constructing and completing the work and providing the services and deliverables required by this Contract.
- V. The City's preferred method of payment is by ePayables (Payment Plus), followed by credit card (aka procurement card), then Electronic Funds Transfer (EFT) by Automated Clearing House (ACH), then check or other cash equivalent. CONTRACTOR may be required to have the capability of accepting the City's ePayables or credit card methods of payment. The City of Tacoma will not accept price changes or pay additional fees when ePayables (Payment Plus) or credit card is used. The City, in its sole discretion, will determine the method of payment for this Contract.
- VI. Failure by City to identify a deficiency in the insurance documentation provided by Contractor or failure of City to demand verification of coverage or compliance by Contractor with these insurance requirements shall not be construed as a waiver of Contractor's obligation to maintain such insurance.
- VII. Contractor acknowledges, and by signing this Contract agrees, that the Indemnification provisions set forth in the controlling Contract Documents, including the Industrial Insurance immunity waiver (if applicable), are totally and fully part of this Contract and, within the context of the competitive bidding laws, have been mutually negotiated by the Parties hereto.
- VIII. Contractor and for its heirs, executors, administrators, successors, and assigns, does hereby agree to the full performance of all the requirements contained herein and in Contract Documents.

IX. It is further provided that no liability shall attach to City by reason of entering into this Contract, except as expressly provided herein.

IN WITNESS WHEREOF, the Parties hereto have accepted and executed, as of the Effective Date stated above, which shall be Effective Date for bonding purposes as applicable.

CITY OF TACOMA:

CONTRACTOR:

By:

By:

(City of Tacoma use only - blank lines are intentional)

Director of Finance: _____

City Attorney (approved as to form): _____

Approved By: _____

Approved By: _____

Approved By: _____

Approved By: _____

Approved By: _____

Approved By: _____

Approved By: _____

Approved By: _____



Citywide Weekly Briefing for 11 May 2020 to 17 May 2020

The data is not National Incident Based Reporting System (NIBRS) compliant. Do not compare the results with any report using that standard. The data is dynamic and is subject to change and/or revision. The number of distinct offenses listed on a report are counted. This does not represent reports or individuals. All data is compared to last year for the same number of days. Small numbers may cause large percent increases and decreases.

Offense Breakdown	7 Days		28 Days		Year to Date		7 Days	28 Days	YTD
	13-May-2019	11-May-2020	22-Apr-2019	20-Apr-2020	01-Jan-2019	01-Jan-2020			
	19-May-2019	17-May-2020	19-May-2019	17-May-2020	19-May-2019	17-May-2020			
Persons	85	65	382	259	1574	1325	23.5%▼	32.2%▼	15.8%▼
Assault	75	63	333	244	1369	1206	16.0%▼	26.7%▼	11.9%▼
Homicide	0	0	2	1	8	11	0.0%	50.0%▼	37.5%▲
Kidnapping/Abduction	1	0	7	3	25	21	100.0%▼	57.1%▼	16.0%▼
Sex Offenses, Forcible	7	2	34	11	162	86	71.4%▼	67.6%▼	46.9%▼
Property	423	313	1677	1332	7815	7230	26.0%▼	20.6%▼	7.5%▼
Arson	1	2	10	11	39	42	100.0%▲	10.0%▲	7.7%▲
Burglary/Breaking and Entering	38	34	146	138	704	699	10.5%▼	5.5%▼	0.7%▼
Counterfeiting/Forgery	6	3	22	15	81	60	50.0%▼	31.8%▼	25.9%▼
Destruction/Damage/Vandalism of Property	112	90	522	404	2407	2216	19.6%▼	22.6%▼	7.9%▼
Fraud	43	17	153	70	673	341	60.5%▼	54.2%▼	49.3%▼
Larceny/Theft	162	134	651	531	3059	2923	17.3%▼	18.4%▼	4.4%▼
Motor Vehicle Theft	43	26	107	118	564	662	39.5%▼	10.3%▲	17.4%▲
Robbery	7	4	33	19	155	145	42.9%▼	42.4%▼	6.5%▼
Stolen Property	9	2	29	21	118	122	77.8%▼	27.6%▼	3.4%▲
Society	22	15	91	61	425	349	31.8%▼	33.0%▼	17.9%▼
Drug/Narcotic	16	10	60	40	306	242	37.5%▼	33.3%▼	20.9%▼
Pornography/Obscene Material	1	0	6	3	22	11	100.0%▼	50.0%▼	50.0%▼
Prostitution	1	0	1	0	12	2	100.0%▼	100.0%▼	83.3%▼
Weapon Law Violations	4	5	24	18	85	94	25.0%▲	25.0%▼	10.6%▲
Citywide Totals	530	393	2150	1652	9814	8904	25.8%▼	23.2%▼	9.3%▼

Last 7 Days

Notes:

- There was no Homicide offense in the last 7 days.
- 61.9% (39/63) of the Assaults were coded Simple Assault.
- There were 55 DV-related offenses.
- 74.5% (41/55) of the DV-related offenses were Persons.
- 63.5% (40/63) of the Assaults were DV-related.
- DV-related Offenses: 50 ♂ 55
- There were 3 Gang-Related offense(s) in the last 7 days.
- Theft from Motor Vehicle: 81 ♂ 46

Top 5 Locations - Compared to last year

- 8203 S Hosmer St: 0 ♂ 8
- 1965 S Union Ave: 5 ♂ 4
- 518 N K St: 0 ♂ 3
- S 64th St & S M St: 0 ♂ 3
- 6 Locations with 3

Top 5 Offense Locations - Compared to last year

- Parking Lot: 78 ♂ 59
- Street/Right Of Way: 87 ♂ 56
- Single Family Residence: 68 ♂ 51
- Sporting Goods Store: 33 ♂ 47
- Apartment: 36 ♂ 28



Sector 1 Weekly Briefing for 11 May 2020 to 17 May 2020

The data is not National Incident Based Reporting System (NIBRS) compliant. Do not compare the results with any report using that standard. The data is dynamic and is subject to change and/or revision. The number of distinct offenses listed on a report are counted. This does not represent reports or individuals. All data is compared to last year for the same number of days. Small numbers may cause large percent increases and decreases.

Offense Breakdown	7 Days		28 Days		Year to Date		7 Days	28 Days	YTD
	13-May-2019	11-May-2020	22-Apr-2019	20-Apr-2020	01-Jan-2019	01-Jan-2020			
	19-May-2019	17-May-2020	19-May-2019	17-May-2020	19-May-2019	17-May-2020			
Persons	22	17	96	71	387	351	22.7%▼	26.0%▼	9.3%▼
Assault	18	17	81	71	339	322	5.6%▼	12.3%▼	5.0%▼
Homicide	0	0	1	0	3	4	0.0%	100.0%▼	33.3%▲
Kidnapping/Abduction	0	0	0	0	3	6	0.0%	0.0%	100.0%▲
Sex Offenses, Forcible	4	0	12	0	39	19	100.0%▼	100.0%▼	51.3%▼
Property	85	57	336	269	1655	1505	32.9%▼	19.9%▼	9.1%▼
Arson	0	0	7	3	18	15	0.0%	57.1%▼	16.7%▼
Burglary/Breaking and Entering	6	6	36	25	176	139	0.0%	30.6%▼	21.0%▼
Counterfeiting/Forgery	3	0	9	1	24	8	100.0%▼	88.9%▼	66.7%▼
Destruction/Damage/Vandalism of Property	19	19	107	86	577	529	0.0%	19.6%▼	8.3%▼
Fraud	11	2	28	12	99	53	81.8%▼	57.1%▼	46.5%▼
Larceny/Theft	33	27	121	109	604	602	18.2%▼	9.9%▼	0.3%▼
Motor Vehicle Theft	11	2	18	16	114	107	81.8%▼	11.1%▼	6.1%▼
Robbery	1	1	5	6	29	29	0.0%	20.0%▲	0.0%
Stolen Property	1	0	5	8	12	20	100.0%▼	60.0%▲	66.7%▲
Society	11	0	27	10	95	58	100.0%▼	63.0%▼	38.9%▼
Drug/Narcotic	10	0	21	6	82	44	100.0%▼	71.4%▼	46.3%▼
Pornography/Obscene Material	0	0	1	0	1	1	0.0%	100.0%▼	0.0%
Prostitution	1	0	1	0	2	0	100.0%▼	100.0%▼	100.0%▼
Weapon Law Violations	0	0	4	4	10	13	0.0%	0.0%	30.0%▲
Sector Totals	118	74	459	350	2137	1914	37.3%▼	23.7%▼	10.4%▼

Last 7 Days

Notes:

- There was no Homicide offense in the last 7 days.
- 64.7% (11/17) of the Assaults were coded Simple Assault.
- There were 12 DV-related offenses.
- 75.0% (9/12) of the DV-related offenses were Persons.
- 52.9% (9/17) of the Assaults were DV-related.
- DV-related Offenses: 9 ↗ 12
- There were no Gang-Related offense(s) in the last 7 days.
- Theft from Motor Vehicle: 11 ↘ 8

Top 5 Locations - Compared to last year

- 809 S I St: 0 ↗ 2
- 14 other Locations with 2

Top 5 Offense Locations - Compared to last year

- Street/Right Of Way: 29 ↘ 11
- Sporting Goods Store: 1 ↗ 11
- Parking Lot: 13 ↘ 5
- Apartment: 7 ↘ 5
- Other Residence: 0 ↗ 5
- Other Business: 2 ↗ 5



Sector 2 Weekly Briefing for 11 May 2020 to 17 May 2020

The data is not National Incident Based Reporting System (NIBRS) compliant. Do not compare the results with any report using that standard. The data is dynamic and is subject to change and/or revision. The number of distinct offenses listed on a report are counted. This does not represent reports or individuals. All data is compared to last year for the same number of days. Small numbers may cause large percent increases and decreases.

Offense Breakdown	7 Days		28 Days		Year to Date		7 Days	28 Days	YTD
	13-May-2019	11-May-2020	22-Apr-2019	20-Apr-2020	01-Jan-2019	01-Jan-2020			
	19-May-2019	17-May-2020	19-May-2019	17-May-2020	19-May-2019	17-May-2020			
Persons	19	10	100	43	362	239	47.4%▼	57.0%▼	34.0%▼
Assault	18	9	88	37	310	209	50.0%▼	58.0%▼	32.6%▼
Homicide	0	0	1	0	2	3	0.0%	100.0%▼	50.0%▲
Kidnapping/Abduction	0	0	2	0	8	4	0.0%	100.0%▼	50.0%▼
Sex Offenses, Forcible	1	1	7	6	40	23	0.0%	14.3%▼	42.5%▼
Property	132	94	542	409	2129	2117	28.8%▼	24.5%▼	0.6%▼
Arson	1	0	1	2	8	5	100.0%▼	100.0%▲	37.5%▼
Burglary/Breaking and Entering	13	11	52	42	213	194	15.4%▼	19.2%▼	8.9%▼
Counterfeiting/Forgery	2	0	5	5	16	21	100.0%▼	0.0%	31.3%▲
Destruction/Damage/Vandalism of Property	38	22	183	123	684	656	42.1%▼	32.8%▼	4.1%▼
Fraud	13	6	53	22	165	104	53.8%▼	58.5%▼	37.0%▼
Larceny/Theft	52	44	213	176	896	933	15.4%▼	17.4%▼	4.1%▲
Motor Vehicle Theft	8	9	22	33	105	146	12.5%▲	50.0%▲	39.0%▲
Robbery	1	2	3	4	20	41	100.0%▲	33.3%▲	105.0%▲
Stolen Property	3	0	7	2	15	13	100.0%▼	71.4%▼	13.3%▼
Society	1	2	9	9	41	46	100.0%▲	0.0%	12.2%▲
Drug/Narcotic	1	1	6	5	27	35	0.0%	16.7%▼	29.6%▲
Pornography/Obscene Material	0	0	0	0	3	2	0.0%	0.0%	33.3%▼
Prostitution	0	0	0	0	1	0	0.0%	0.0%	100.0%▼
Weapon Law Violations	0	1	3	4	10	9	NC	33.3%▲	10.0%▼
Sector Totals	152	106	651	461	2532	2402	30.3%▼	29.2%▼	5.1%▼

Last 7 Days

Notes:

- There was no Homicide offense in the last 7 days.
- 55.6% (5/9) of the Assaults were coded Simple Assault.
- There were 10 DV-related offenses.
- 70.0% (7/10) of the DV-related offenses were Persons.
- 77.8% (7/9) of the Assaults were DV-related.
- DV-related Offenses: 10 ↗ 10
- There were no Gang-Related offense(s) in the last 7 days.
- Theft from Motor Vehicle: 31 ↘ 12

Top 5 Locations - Compared to last year

- 1965 S Union Ave: 5 ↘ 4
- 926 N Pearl St: 0 ↗ 3
- 518 N K St: 0 ↗ 3
- 1202 N Pearl St: 0 ↗ 3
- 2602 Westridge Ave W: 0 ↗ 3

Top 5 Offense Locations - Compared to last year

- Sporting Goods Store: 7 ↗ 22
- Parking Lot: 19 ↘ 15
- Street/Right Of Way: 20 ↘ 14
- Single Family Residence: 14 ↘ 12
- Apartment: 10 ↘ 6
- Drug Store: 10 ↘ 6



Sector 3 Weekly Briefing for 11 May 2020 to 17 May 2020

The data is not National Incident Based Reporting System (NIBRS) compliant. Do not compare the results with any report using that standard. The data is dynamic and is subject to change and/or revision. The number of distinct offenses listed on a report are counted. This does not represent reports or individuals. All data is compared to last year for the same number of days. Small numbers may cause large percent increases and decreases.

Offense Breakdown	7 Days		28 Days		Year to Date		7 Days	28 Days	YTD
	13-May-2019	11-May-2020	22-Apr-2019	20-Apr-2020	01-Jan-2019	01-Jan-2020			
	19-May-2019	17-May-2020	19-May-2019	17-May-2020	19-May-2019	17-May-2020			
Persons	23	13	88	69	360	332	43.5%▼	21.6%▼	7.8%▼
Assault	19	13	78	63	317	307	31.6%▼	19.2%▼	3.2%▼
Homicide	0	0	0	1	1	4	0.0%	NC	300.0%▲
Kidnapping/Abduction	1	0	3	2	5	6	100.0%▼	33.3%▼	20.0%▲
Sex Offenses, Forcible	1	0	5	3	34	15	100.0%▼	40.0%▼	55.9%▼
Property	90	68	361	290	1976	1747	24.4%▼	19.7%▼	11.6%▼
Arson	0	1	2	2	3	8	NC	0.0%	166.7%▲
Burglary/Breaking and Entering	11	7	29	29	158	181	36.4%▼	0.0%	14.6%▲
Counterfeiting/Forgery	1	2	2	5	17	19	100.0%▲	150.0%▲	11.8%▲
Destruction/Damage/Vandalism of Property	22	26	103	95	563	504	18.2%▲	7.8%▼	10.5%▼
Fraud	13	4	39	20	195	82	69.2%▼	48.7%▼	57.9%▼
Larceny/Theft	31	24	147	107	797	719	22.6%▼	27.2%▼	9.8%▼
Motor Vehicle Theft	11	3	23	24	158	160	72.7%▼	4.3%▲	1.3%▲
Robbery	1	1	9	6	41	39	0.0%	33.3%▼	4.9%▼
Stolen Property	0	0	7	2	42	31	0.0%	71.4%▼	26.2%▼
Society	5	7	22	30	123	120	40.0%▲	36.4%▲	2.4%▼
Drug/Narcotic	2	5	13	21	82	82	150.0%▲	61.5%▲	0.0%
Pornography/Obscene Material	1	0	2	3	12	7	100.0%▼	50.0%▲	41.7%▼
Prostitution	0	0	0	0	2	2	0.0%	0.0%	0.0%
Weapon Law Violations	2	2	7	6	27	29	0.0%	14.3%▼	7.4%▲
Sector Totals	118	88	471	389	2459	2199	25.4%▼	17.4%▼	10.6%▼

Last 7 Days

Notes:

- There was no Homicide offense in the last 7 days.
- 69.2% (9/13) of the Assaults were coded Simple Assault.
- There were 13 DV-related offenses.
- 76.9% (10/13) of the DV-related offenses were Persons.
- 76.9% (10/13) of the Assaults were DV-related.
- DV-related Offenses: 16 ▾ 13
- There was 1 Gang-Related offense(s) in the last 7 days.
- Theft from Motor Vehicle: 16 ▾ 14

Top 5 Locations - Compared to last year

- 8203 S Hosmer St: 0 ▴ 8
- 7050 Tacoma Mall Blvd: 0 ▴ 3
- 4275 S Pine St: 0 ▴ 3
- 19 Locations with 2

Top 5 Offense Locations - Compared to last year

- Parking Lot: 28 ▾ 24
- Single Family Residence: 22 ▾ 10
- Street/Right Of Way: 16 ▾ 10
- Apartment: 11 ▾ 8
- Sporting Goods Store: 3 ▴ 5



Sector 4 Weekly Briefing for 11 May 2020 to 17 May 2020

The data is not National Incident Based Reporting System (NIBRS) compliant. Do not compare the results with any report using that standard. The data is dynamic and is subject to change and/or revision. The number of distinct offenses listed on a report are counted. This does not represent reports or individuals. All data is compared to last year for the same number of days. Small numbers may cause large percent increases and decreases.

Offense Breakdown	7 Days		28 Days		Year to Date		7 Days	28 Days	YTD
	13-May-2019	11-May-2020	22-Apr-2019	20-Apr-2020	01-Jan-2019	01-Jan-2020			
	19-May-2019	17-May-2020	19-May-2019	17-May-2020	19-May-2019	17-May-2020			
Persons	21	25	98	76	465	403	19.0%▲	22.4%▼	13.3%▼
Assault	20	24	86	73	403	368	20.0%▲	15.1%▼	8.7%▼
Homicide	0	0	0	0	2	0	0.0%	0.0%	100.0%▼
Kidnapping/Abduction	0	0	2	1	9	5	0.0%	50.0%▼	44.4%▼
Sex Offenses, Forcible	1	1	10	2	49	29	0.0%	80.0%▼	40.8%▼
Property	116	94	438	364	2055	1861	19.0%▼	16.9%▼	9.4%▼
Arson	0	1	0	4	10	14	NC	NC	40.0%▲
Burglary/Breaking and Entering	8	10	29	42	157	185	25.0%▲	44.8%▲	17.8%▲
Counterfeiting/Forgery	0	1	6	4	24	12	NC	33.3%▼	50.0%▼
Destruction/Damage/Vandalism of Property	33	23	129	100	583	527	30.3%▼	22.5%▼	9.6%▼
Fraud	6	5	33	16	214	102	16.7%▼	51.5%▼	52.3%▼
Larceny/Theft	46	39	170	139	762	669	15.2%▼	18.2%▼	12.2%▼
Motor Vehicle Theft	13	12	44	45	187	249	7.7%▼	2.3%▲	33.2%▲
Robbery	4	0	16	3	65	36	100.0%▼	81.3%▼	44.6%▼
Stolen Property	5	2	10	9	49	58	60.0%▼	10.0%▼	18.4%▲
Society	5	6	33	12	166	125	20.0%▲	63.6%▼	24.7%▼
Drug/Narcotic	3	4	20	8	115	81	33.3%▲	60.0%▼	29.6%▼
Pornography/Obscene Material	0	0	3	0	6	1	0.0%	100.0%▼	83.3%▼
Prostitution	0	0	0	0	7	0	0.0%	0.0%	100.0%▼
Weapon Law Violations	2	2	10	4	38	43	0.0%	60.0%▼	13.2%▲
Sector Totals	142	125	569	452	2686	2389	12.0%▼	20.6%▼	11.1%▼

Last 7 Days

Notes:

- There was no Homicide offense in the last 7 days.
- 58.3% (14/24) of the Assaults were coded Simple Assault.
- There were 20 DV-related offenses.
- 75.0% (15/20) of the DV-related offenses were Persons.
- 58.3% (14/24) of the Assaults were DV-related.
- DV-related Offenses: 15 ↗ 20
- There were 2 Gang-Related offense(s) in the last 7 days.
- Theft from Motor Vehicle: 23 ↘ 12

Top 5 Locations - Compared to last year

- 6304 Yakima Ave: 0 ↗ 3
- 8405 Pacific Ave: 1 ↗ 3
- 7250 Pacific Ave: 3 ↔ 3
- 1302 S 38th St: 1 ↗ 3
- 2106 E 44th St: 2 ↗ 3
- S 64th St & S M St: 0 ↗ 3

Top 5 Offense Locations - Compared to last year

- Single Family Residence: 17 ↗ 26
- Street/Right Of Way: 22 ↘ 21
- Parking Lot: 18 ↘ 15
- Apartment: 8 ↗ 9
- Sporting Goods Store: 22 ↘ 9



MEETINGS FOR THE WEEK OF MAY 25, 2020 THROUGH MAY 29, 2020

TIME	MEETING	LOCATION
MONDAY, MAY 25, 2020		
CITY HOLIDAY – NO MEETINGS SCHEDULED		
TUESDAY, MAY 26, 2020		
9:00 AM	Hearing Examiner's Hearing * – CANCELLED	
10:00 AM	Economic Development Committee – CANCELLED	
11:00 AM	Bid Opening – CANCELLED	
NOON	City Council Study Session – CANCELLED	
5:00 PM	City Council Meeting – CANCELLED	
5:30 PM	Commission on Immigrant and Refugee Affairs - SPECIAL MEETING	Join Zoom Meeting at: https://zoom.us/j/95958040824 Telephonic: Dial 253-215-8782 Meeting ID: 959 5804 0824 Password: 867014
6:00 PM	Metro Parks Tacoma Board of Commissioners – SPECIAL MEETING	Join Zoom Meeting at: https://zoom.us/j/94715526859 Telephonic: Dial 253-215-8782 Meeting ID: 947 1552 6859, press #
WEDNESDAY, MAY 27, 2020		
9:00 AM	Contracts & Awards Board ** – CANCELLED	
3:00 PM	Public Utility Board Study Session – CANCELLED	
3:00 PM	Public Utility Board – SPECIAL MEETING	Telephonic: Dial 1-866-705-2554 Passcode: 1928729
4:00 PM	Foss Waterway Development Authority – CANCELLED	
4:45 PM	Tacoma Housing Authority – Board of Commissioners	Join Zoom Meeting at: https://zoom.us/j/6267029359 Telephonic: Dial 253-215-8782 Meeting ID: 626 702 9359
5:00 PM	Metro Parks Tacoma Board of Commissioners – Capital Improvement Committee	Please check metroparkstacoma.org for more information
5:30 PM	Landmarks Preservation Commission – CANCELLED	
6:30 PM	Public Utility Board Meeting – CANCELLED	
THURSDAY, MAY 28, 2020		
7:30 AM	Tacoma Community Redevelopment Authority Board – CANCELLED	
1:00 PM	Deferred Compensation Administrative Committee – CANCELLED	
1:30 PM	Hearing Examiner's Hearing *	Join Zoom Meeting at: https://zoom.us/j/92358478891 Telephonic: Dial 253-215-8782 Meeting ID: 923 5847 8891 Password: 689039
4:30 PM	Community Vitality and Safety Committee – CANCELLED	
5:00 PM	Land Use Public Meeting *** – CANCELLED	
6:00 PM	Community Council Meeting - CANCELLED	
FRIDAY, MAY 29, 2020		
2:00 PM	City Council Meeting – SPECIAL MEETING	Telephonic: Dial 253-215-8782 Meeting ID: 832 6587 6087




Meeting sites are accessible to people with disabilities. People with disabilities requiring special accommodations should contact the appropriate department(s) 48 hours prior to the meeting time.

* Hearing Examiner's Hearings and Local Improvement District Meetings meet on an as-needed basis. Please contact the Hearing Examiner's Office at (253) 591-5195 to confirm whether a meeting will be held this week. Hearings may be held at various times throughout the day.

** The Contracts & Awards Board (C&A Board) *may* meet weekly on Wednesdays *if* there is regular business to conduct. Updated meeting information and agendas are posted by Tuesday of each week on the City of Tacoma Purchasing website at: www.tacomapurchasing.org. Please check this website to confirm whether a C&A Board meeting will actually be held this week.

*** Land Use Public Meetings meet on an as-needed basis. Please contact Planning Manager, Jana Magoon at (253) 594-7823 to confirm whether a meeting will be held this week.



Utility Assistance - Update

City of Tacoma | Customer Services

May 19, 2020



Emergency Assistance Program

Emergency Assistance Program Budget as of 5/19/2020

Utility Service	Total Emergency Assistance Program Budget	Emergency Assistance Program Expenditures (5/19/2020)	Remaining Emergency Assistance Program Budget	Number of Households Assisted
Power	\$1,700,000	\$1,136,400	\$563,600	8,402
Water	\$300,000	\$154,880	\$145,120	3,872
Wastewater	\$160,000	\$97,380	\$62,620	3,246
Surface Water	\$45,000	\$31,130	\$13,870	3,113
Solid Waste	\$195,000	\$133,920	\$61,080	3,348
TOTALS	\$2,400,000	\$1,553,710	\$846,290	<u>2</u>

**Funds allocated from BCAP*

Emergency Assistance Program

Application Status (as of 5/19/2020)

Applications Received	Applications Approved	Applications Denied*
10,912	8,617	2,234

Applications Received


Inside the City	Outside the City
60%	40%

*Denial Reasons: Not in TPU service area; Over Income; Not listed as a customer; Incomplete application; Duplicate applications.

Emergency Assistance Program Eligible Credit

Power House	Power Apartment	Water	Wastewater*	Surface Water*	Solid Waste*
\$150	\$100	\$40	\$30	\$10	\$40

*Assistance amount is based on whether it's a sing family home or apartment and the number of services (Power, Water, Wastewater, Surface Water, Solid Waste) billed directly by Tacoma Public Utilities. A household in the City of Tacoma with five services would receive \$270.



SPECIAL MEETING NOTICE

**City of Tacoma
Public Utility Board
Wednesday, May 27, 2020
3:00 P.M.**

Notice is hereby given that a special meeting of the Tacoma Public Utility Board will be held on Wednesday, May 27, 2020 at 3:00 p.m.

*To comply with Governor Inslee's Proclamation 20-28, this meeting will not be conducted in-person and will have telephonic access for the public to attend. The Public Utility Board meeting can be heard by dialing 1-866-705-2554 and entering the passcode 1928729, when prompted. This meeting will be broadcast on TV Tacoma and also [live streamed](#).

Call to Order

Roll Call

A. Approve Minutes of Previous Meetings

B. Comments by the Public

*Oral comments cannot be accepted at this meeting, but written comments submitted to the Board at utilityboard@cityoftacoma.org will be provided to the Board before the meeting if the comments are received by 2:00 p.m.

D. Regular Agenda

D-1 Resolution U-11164– Award contracts and approve purchases:

1. Award three-year contract to CCS Washington Janitorial, Inc., dba Commercial Cleaning Systems for janitorial services and supplies (\$473,800 plus the option to renew for two additional one-year renewal terms for a projected contract amount of \$806,600. [Kari Halliday, Operations Manager].
2. Increase contract to Clevest Solutions, Inc., for the continued implementation of the mobile replacement solution (\$191,400. Cumulative total \$1,685,056, plus applicable taxes) [Tony Landrith, Assistant Section Manager].

D-2 Resolution U-11165 – Amend Resolution U-11057 which established a special project of limited duration in support of the WorkForce Connect project for both TPU and General Government allowing for the addition of staff to support key project phases and deliverables by extending it through June 30, 2020. [Tony Landrith, assistant Section Manager].

Tacoma Power

- D-3 Resolution U-11166 – Authorize a recurring adjustment to the WestRock monthly invoice for power factor correction and delegation of authority to suspend or terminate adjustment if conditions merit and amend the WestRock power service agreement to reduce monthly contract energy by 5MW for the remainder of the agreement [Rick Applegate, Sr. Power Analyst].

Tacoma Water

- D-4 Resolution U-11167 – Authorize Tacoma Water to participate in the City of Tacoma, Department of Environmental Services, North Ruby, North Orchard, and North 48th Streets Project by replacing approximately 3,200 feet of 6-inch to 12-inch water main (\$745,767, plus a partner contribution of \$254,737 and a 15 percent contingency for a cumulative total of \$1,150,580) [Troy Saghabi, Professional Engineer].

H. Reports of the Director

- Update on the status and impact of the COVID-19 virus and TPU's response to the emergency declaration.
- Advanced Meter Program Policies
- Power Rate Policy
- Energy Risk Management and Power Supply
- Quarterly Financial Update for Power, Water, Rail
- Fourth quarter 2019 and first quarter 2020 budget performance report for Power, Water, Rail
- General Updates

I. Comments of the Board

J. Executive Session

- Executive Session to review the performance of a public employee per RCW 42.30.110(1)(g)

K. Adjourn



The City of Tacoma does not discriminate on the basis of disability in any of its programs, activities, or services. To request this information in an alternative format or to request a reasonable accommodation, please contact the TPU Board Office at utilityboard@cityoftacoma.org or 253-502-8201. TTY or speech to speech users please dial 711 for Washington Relay services.

**City of Tacoma 2020
City Council Forecast Schedule**

Date	Meeting	Subject	Department	Background
May 22, 2020	City Council Emergency Management Update 2:00 pm (dail-in)	Covid-19 Response Update	City of Tacoma Staff	City of Tacoma Staff will be providing on update on the status and impact of COVID-19 and the City's response.
		2021-2022 Budget Discussion	Budget Office	Katie Johnston will be providing an update on the 2021-2022 budget
May 26, 2020	Cancelled			
May 29, 2020	City Council Emergency Management Update 2:00 pm (dail-in)	Covid-19 Response Update	City of Tacoma Staff	City of Tacoma Staff will be providing on update on the status and impact of COVID-19 and the City's response.
		Pierce Transit - COVID-19 updates	Pierce Transit Staff	Pierce Transit Staff will be discussing COVID-19 response and impacts
June 2, 2020	City Council Study Session (cancelled)	Six-Year Financial Forecast (this presentation will be given during the council meeting)	OMB	Office of Management and Budget staff will present the six-year forecast for major funds and include an overview of key baseline services included in the financial forecast.
	City Council Meeting (TMB dail-in, 5:00 PM)			
June 5, 2020	City Council Emergency Management Update 2:00 pm (dail-in)	Covid-19 Response Update	City of Tacoma Staff	City of Tacoma Staff will be providing on update on the status and impact of COVID-19 and the City's response.

Community Vitality and Safety			
Committee Members: Blocker (Chair), Beale, Hines, Ushka, Alternate-Hunter Executive Liaison: Linda Stewart; Staff Support - Bucoda Warren		2nd and 4th Thursdays 4:30 p.m. Room 248	CBC Assignments: • Citizen Police Advisory Committee • Human Services Commission • Human Rights Commission • Housing Authority • Commission on Disabilities • Library Board • Tacoma Community Redevelopment Authority
	Topic	Presenters	Description
May 28, 2020	Cancelled		
Future			
June 11, 2020	TBD		

Economic Development Committee			
Committee Members: Thoms (chair), Blocker, McCarthy, Ushka, Alternate-Beale Executive Liaison: Tadd Wille; Staff Support - Lynda Foster		2nd, 4th, and 5th Tuesdays 10:00 a.m. Room 248	CBC Assignments: •Tacoma Arts Commission •Greater Tacoma Regional Convention Center Public Facilities District •Foss Waterway •City Events and Recognition Committee •Tacoma Creates Advisory Board
	Topic	Presenters	Description
May 26, 2020	Cancelled		
Future			
June 9, 2020			

Government Performance and Finance Committee			
Committee Members: Hines, Hunter (chair), Thoms (vice chair), and Walker Alternate - Blocker Executive Liaison: Andy Cherullo; Staff Support - Latasha Ware		1st and 3rd Tuesday 10 a.m. Room 248	CBC Assignments: •Public Utility Board •Board of Ethics •Audit Advisory Board •Civil Service Board
	Topic	Presenters	Description
Future			

Infrastructure, Planning and Sustainability Committee

Committee Members: McCarthy (Chair), Beale (Vice Chair), Hunter, & Walker; Alternate-Ushka Executive Liaison: Mike Slevin; Staff Support - Claire Goodwin		1st and 3rd Wednesdays; Beginning in June 2020, 2nd and 4th Wednesdays 4:30pm Room 248	CBC Assignments: •Sustainable Tacoma Commission •Planning Commission •Landmarks Preservation Commission •Board of Building Appeals •Transportation Commission
	Topic	Presenters	Description
June 3, 2020	<i>Cancelled</i>		
Future			
June 10, 2020	<i>Cancelled</i>		