

# BUDGET UPDATE

Office of Management & Budget  
June 9, 2020

1



## AGENDA

- 2020 Update
- Expense Overview
- Risk Areas
- Internal Work
- Outreach
- Council Touch Points

2



## 2020 BUDGET: \$40 M GF REDUCTIONS TARGET

General Fund Tracking (preliminary Estimates):	One-Time Reductions
2020 Initiatives*	\$8.4 M
Vacant Positions	\$1 M
Capital Projects and Use of REET*	\$11 M
2020 Internal Services Initiatives*	\$2 M
2019 Savings	\$3 M
Use of Reserves	\$10 M
Stand By/Temporary Layoffs	\$1.5 M
<b>Total</b>	<b>\$36.9 M</b>

\*Updated

**Remaining Gap \$3.1 M**


Does not include risk of needed transfers for other funds such as parking and traffic engineering, education, and enforcement or unplanned expenses



3

## GENERAL FUND FORECAST 2021-2026

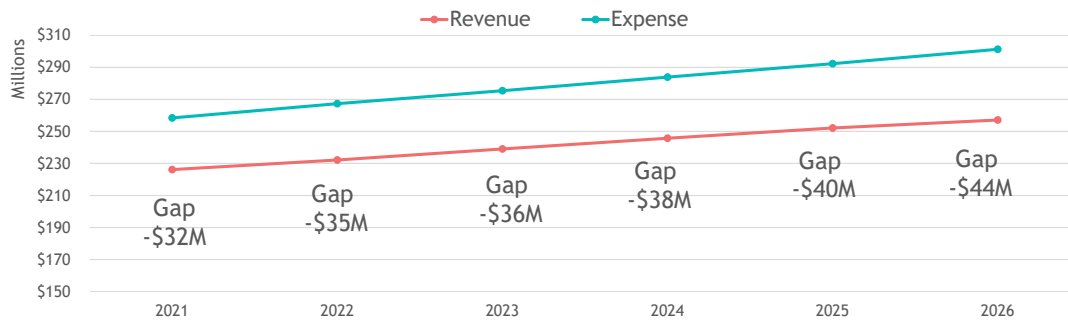
4



4



## FORECAST - PRELIMINARY PROJECTIONS



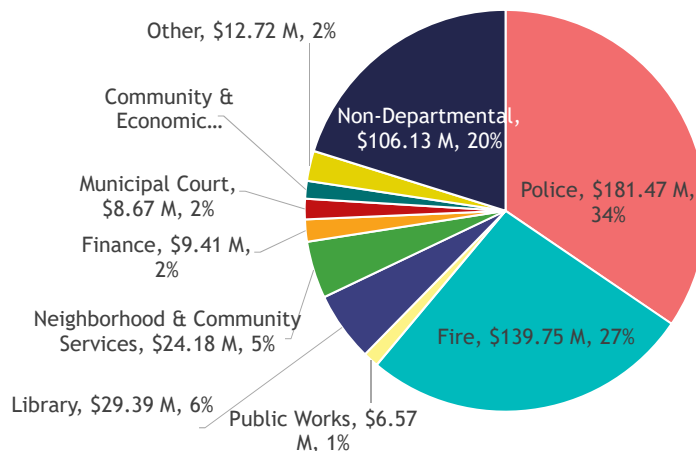
- Dependent on Epidemiological Progression, Closures and Response Efforts, Community Support Tools, General Economy
- Continuous Monitoring and Updates: Revised Police and Fire Pension Benefit Data

2021-2022  
**TACOMA**  
OPERATING & CAPITAL  
**BUDGET**

5

## GENERAL FUND EXPENSE OVERVIEW

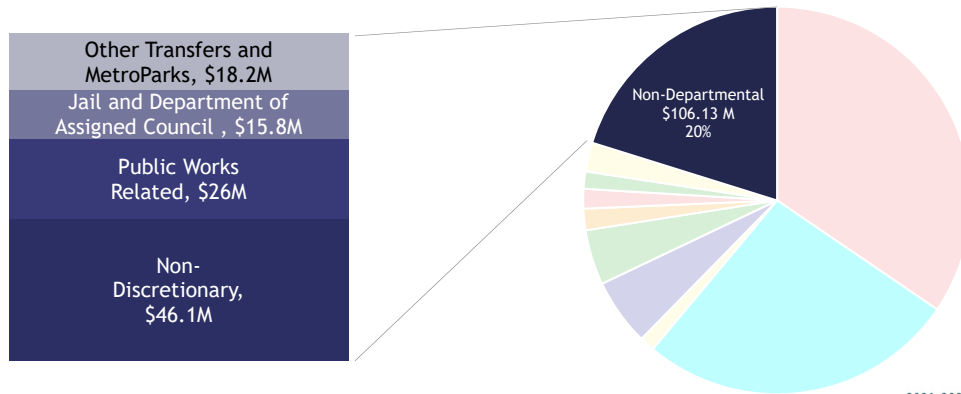
### By Department



2021-2022  
**TACOMA**  
OPERATING & CAPITAL  
**BUDGET**

6

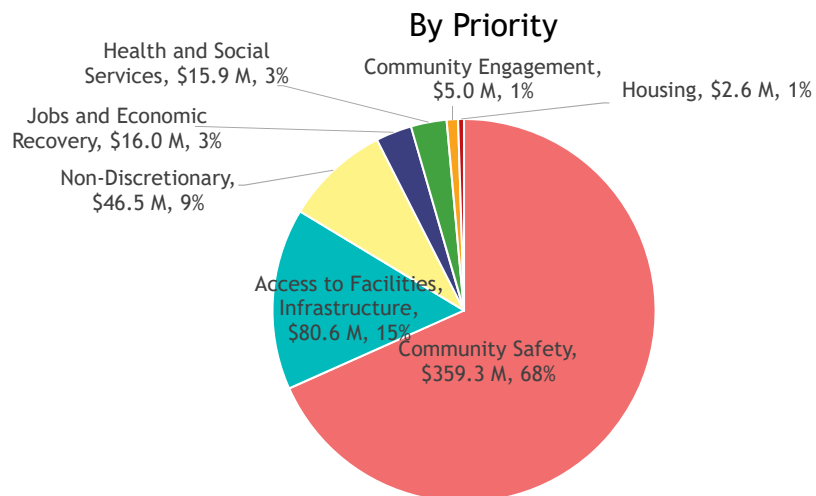
## NON-DEPARTMENTAL BREAKOUT (\$106.1 M)



2021-2022  
**TACOMA**  
OPERATING & CAPITAL  
**BUDGET**

7

## GENERAL FUND EXPENSE OVERVIEW



2021-2022  
**TACOMA**  
OPERATING & CAPITAL  
**BUDGET**

8

## **RISK AREAS - \$67M - \$84M**

### **NOT INCLUDED IN FORECASTED EXPENSES**

- **Contributions to Delayed Capital Projects (\$7.5M)**
  - Links to Opportunity (\$3M)
  - SR 167 Contribution (\$1.5M)
  - Municipal Dock and Seawalls (\$3M)
- **Asset Management (\$47-58M)**
  - Deferred Repair and Replacement (\$45-\$55M)
  - Vehicle Replacements (\$1.8-\$3M)
- **Potential Support Needed from General Fund (\$13-18M)**
  - Street Operations (\$11M)
  - Convention Center, Parking, Cheney Stadium, Dome (\$2-7M)

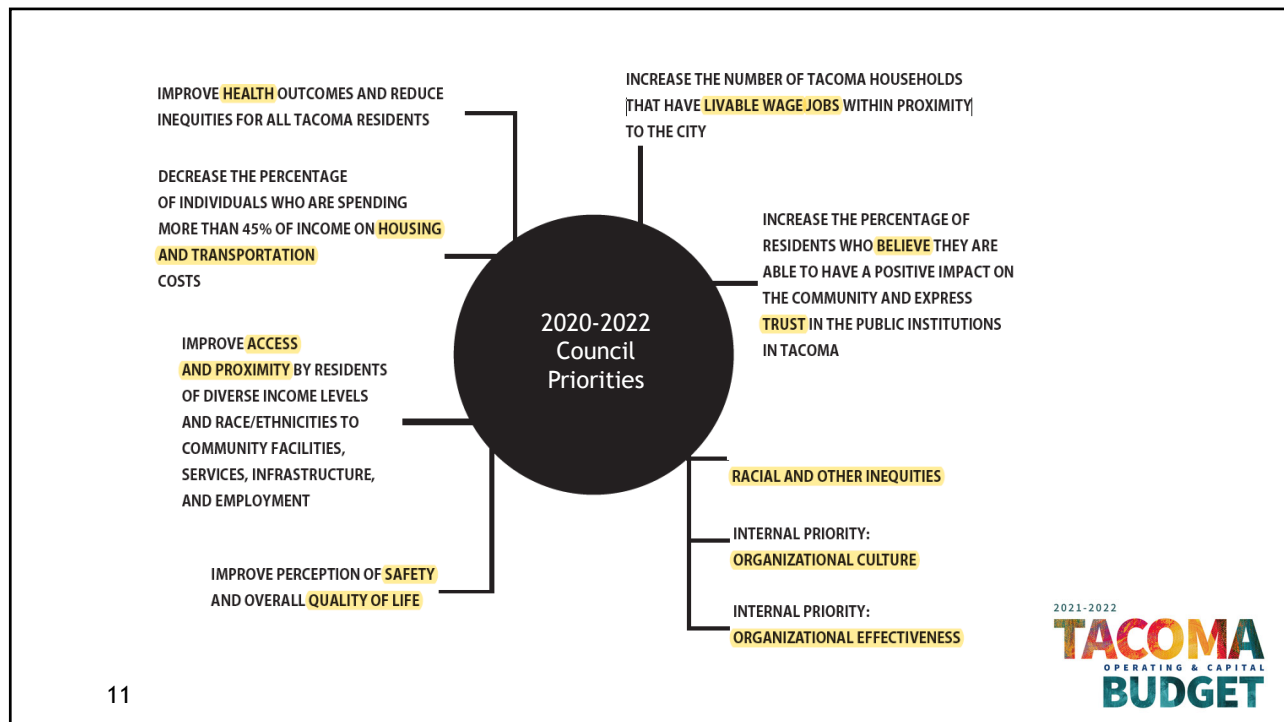


9

## **OUTREACH AND COUNCIL TOUCH POINTS**



10




11

## PRIORITY BASED BUDGET APPROACH



What do we do?



What does it cost?



Does this advance our priorities?

2021-2022  
**TACOMA**  
OPERATING & CAPITAL  
**BUDGET**

12

## PRIORITY BASED ANALYSIS

### Community

Racial Equity	Other Equity	Access	Engagement/Trust	Health	Housing	Jobs	Safety
---------------	--------------	--------	------------------	--------	---------	------	--------

### Governance

Racial Equity	Other Equity	Organizational Culture	Organizational Effectiveness
---------------	--------------	------------------------	------------------------------

13

2021-2022  
**TACOMA**  
 OPERATING & CAPITAL  
**BUDGET**

## OUTREACH

### June - Early July

- Online Engagement and Surveys on Each Priority
  - Learn about barriers and what works for our community
  - Ask about any changes due to COVID-19 Pandemic
  - Provide hard copies to senior center and any other group
  - Other languages will be available
- Community Event (Virtual - Bilingual Event)
  - What did we hear through surveys?
  - Quick Budget 101
  - Balancing Act Interactive Activity
- Employee Town Hall
- Racial Equity and Anti-Racism Event

### Late June - July

- In person outreach - similar questions as online
- Farmer's Markets and Other Venues

### Participatory Budgeting (HOLD) Community Empowerment



14

2021-2022  
**TACOMA**  
 OPERATING & CAPITAL  
**BUDGET**

## COUNCIL TOUCH POINTS

- Priority Follow Up Study Session - Mid-June
- Report back on Community Feedback - Late June to Early July
- Balancing Act Session with City Council - Late June to Early July
- Individual Discussions on Proposed Budget - Through September
- Proposed Budget Presentation - First Week of October
- Worksessions and Outreach - October
- Adoption - November


**Feedback to City Manager on Proposals and Priorities -  
Anytime Through November**

15



## BUDGET UPDATE

Office of Management & Budget  
June 9, 2020



16

