



WEEKLY REPORT TO THE CITY COUNCIL

July 2, 2020

Members of the City Council
City of Tacoma, Washington

Dear Mayor and Council Members:

ITEMS OF INTEREST

1. Deputy Mayor Keith Blocker provides the attached Council Action Memo **Requesting support for a Resolution to reserve the City's unused allotted retail cannabis licenses for social equity applicants per the definition in Washington State's E2SHB 2870 (Chapter 236, 2020 Laws) and to request, if possible, eight additional retail cannabis licenses be granted to the City of Tacoma for social equity applicants from the newly formed Legislative Task Force on Social Equity in Marijuana as soon as practicable.**
2. Please find the **attached memo from Fire Chief Tory Green on the update to the Comprehensive Emergency Management Plan.**
3. Please find attached the **Neighborhood and Community Services Director Update.**
4. Please see the attached **Press Release** from the Media and Communications Office **announcing Tacoma's Parking Services Resuming on July 6, and announcing pay by app.**
5. The **July 8, 2020 Public Utility Board Special Meeting Agenda** is attached for your information.
6. Tacoma Police Department Chief Don Ramsdell provides the **attached Weekly Crime Report.**
7. City Manager Elizabeth Pauli provides the attached **approved Purchase Contracts.**
8. Please see the attached City of Tacoma **Weekly Meeting Schedule.**

STUDY SESSION/WORK SESSION

9. The **City Council Study Session** of Tuesday, July 7, 2020, will be conducted through zoom conference, the public can “watch” the audio only meeting at: vtacoma.com. Discussion items will include: (1) **Follow up Conversation on Body Worn Camera**; (2) **Discussion on Purposed Resolution relating to the ICE Processing Center and COVID-19**; (3) **Council discussion of timeline and community outreach for initial steps of systems transformation, focused on policing**; (4) **Other Items of Interest; Committee Reports**; (5) **Agenda Review and City Manager’s Weekly Report**;

At Tuesday’s Study Session, Mayor and Council Members will hear a follow up presentation by the City Manager’s Office regarding Police Body Worn Cameras. The presentation will provide City Council with progress updates as a result of the guidance received during the June 22nd Study Session on the same topic.

As a second item on the Study Session agenda, Mayor and Council Members will also discuss a proposed Resolution related to the ICE Processing Center and COVID-19.

Mayor and Council Members will discuss the timeline and community outreach for initial steps of systems transformation, focused on policing.

10. The updated **Tentative City Council Forecast and Consolidated Standing Committee Calendars** are attached for your information.

MARK YOUR CALENDARS

11. **Reminder: T-Town Family 4th Celebration Postponed.** Due to the ongoing impact of the COVID-19 pandemic, the T-Town Family 4th celebration has been postponed. The City and Metro Parks Tacoma will not be holding any 4th of July events on any Ruston Way properties, and there are no fireworks shows scheduled. For more information, visit metroparkstacoma.org/tacomafourth-2020/.

Sincerely,



Elizabeth A. Pauli
City Manager

EAP:ram



**CITY OF TACOMA, WASHINGTON
OFFICE OF THE CITY COUNCIL
COUNCIL CONSIDERATION REQUEST**

TO: Mayor & City Council

FROM: Council Member Keith Blocker and Council Assistant Claire Goodwin

COPIES TO: Elizabeth Pauli, City Manager; Tadd Wille, Deputy City Manager; Bill Fosbre, City Attorney

SUBJECT: Social Equity Cannabis Licenses

DATE: 7/1/2020

I ask for your support for a Resolution.

LEGISLATIVE INTENT:

Resolution Request:

I ask for your support for a Resolution to reserve the City's unused allotted retail cannabis licenses for social equity applicants per the definition in Washington State's E2SHB 2870 (Chapter 236, 2020 Laws)¹ and to request, if possible, eight additional retail cannabis licenses be granted to the City of Tacoma for social equity applicants from the newly formed Legislative Task Force on Social Equity in Marijuana as soon as practicable.²

Background:

The problem this policy aims to solve is to provide Black Americans and other social equity applicants the opportunity to pursue cannabis retail licenses in the City where these individuals may have been negatively impacted by the war on drugs or have been disproportionately impacted by the enforcement of marijuana prohibition laws.

Retail cannabis is a growing business in the City of Tacoma with ~\$6.5 million in product sold monthly in the City. The City has been allotted 16 retail cannabis licenses by the Washington State Liquor and Cannabis Board and as of the date of this proposal, has distributed 14 leaving two available. Any sale of recreational marijuana or medical marijuana, other than by a state-licensed retailer is criminal, as is any production or processing of marijuana for sale outside the state-licensed regulated system.

Equity is a key driver in policy-making in the City of Tacoma. Unfortunately, Black Americans have been under-represented in the City's cannabis industry, particularly in areas most impacted by the war on drugs. According to the Washington State Commission on African American Affairs, Black American-owned cannabis businesses make up only 1% of the entire statewide market and racial disparities persist even after the statewide voter-approved initiative 502 in 2012 that legalized the recreational use of cannabis. According to research out of Washington State University's Crime, Cannabis, and Police Research Group, in 2009, the cannabis sales' arrest rate for Black Americans was 3.08 times greater than for White Americans. By 2015, after passage of initiative 502, it was 7 times greater than for Whites.³

¹ <https://app.leg.wa.gov/bills/summary?BillNumber=2870&Year=2019&Initiative=false>

² https://lcb.wa.gov/marj/social_equity_workgroup

³ <https://adai.uw.edu/mjsymposium/slides/2018/Willits.pdf>

On March 31, 2020, Governor Jay Inslee signed in to law E2SHB 2870 (Chapter 236, 2020 Laws) that establishes a Marijuana Social Equity Program. The program authorizes the Liquor and Cannabis Board to issue previously forfeited, cancelled, revoked, and unissued marijuana retailer licenses to eligible applicants adversely affected by the enforcement of marijuana prohibition laws.

According to E2SHB 2870 (Chapter 236, 2020 Laws), a social equity applicant is an applicant with majority ownership and control by at least one individual who has resided in a disproportionately impacted area for at least five of the preceding 10 years or has been convicted of a misdemeanor marijuana offense or is a family member of such an individual. A "disproportionately impacted area" is a census tract or comparable geographic area with a high rate of: (1) poverty and unemployment; (2) participation in income-based or state programs and; (3) arrest, conviction, or incarceration related to the sale, possession, use, cultivation, manufacture or transport of cannabis.

DESIRED RESOLUTION DATE: July 14, 2020

COMMUNITY ENGAGEMENT/ (CUSTOMER RESEARCH):

Those most likely to be impacted by this proposal would be residents who are interested in entering the cannabis retail business in the City of Tacoma and who qualify as a social equity applicant for the social equity licenses. This will bring more diversity into the cannabis retail business with a focus on communities who have been most adversely affected by marijuana prohibition laws.

2025 STRATEGIC PRIORITIES:

Equity and Accessibility: (Mandatory)

This Resolution will reduce racial and other inequities in the City by reserving the future cannabis retail market in the City for those who have been most impacted by marijuana prohibition laws or who have lived 5 of the past 10 years in a neighborhood with a high rate of poverty and arrest or incarceration related to cannabis.

Economy/Workforce: Equity Index Score: Moderate Opportunity

Increase the number of diverse livable wage jobs.

Increase positive public perception related to the Tacoma economy.

Livability: Equity Index Score: Moderate Opportunity



Improve access and proximity by residents to diverse income levels and race/ethnicity to community facilities, services, infrastructure, and employment.

If you have a question related to the Council Contingency Request, please contact Claire V. Goodwin Council Assistant at 253-219-0679 (phone) or claire.goodwin@cityoftacoma.org (email).

SUBMITTED FOR COUNCIL CONSIDERATION BY: Deputy Mayor Keith Blocker


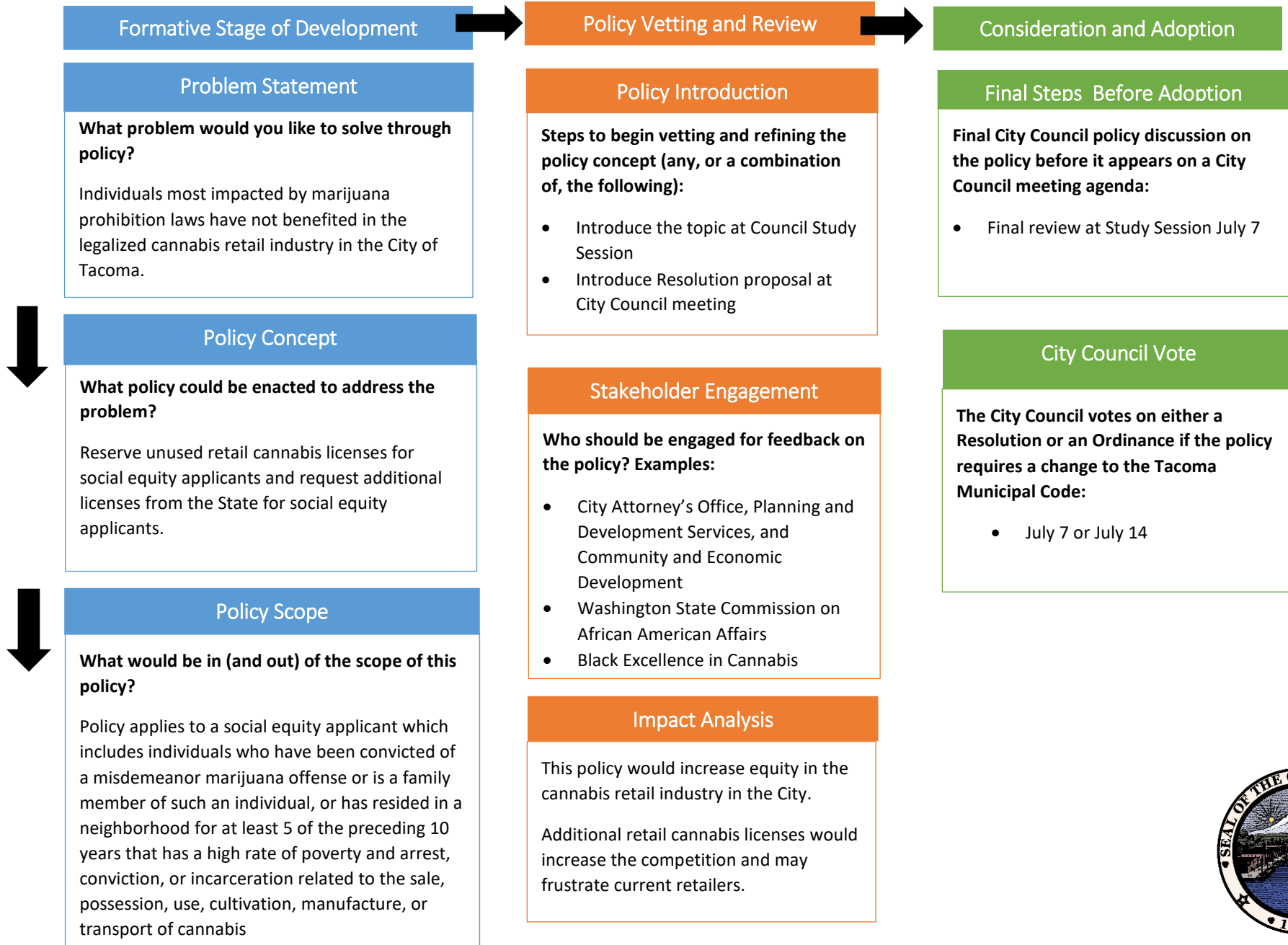
SUPPORTING COUNCIL MEMBERS SIGNATURES (2 SIGNATURES ONLY)

(Signatures demonstrate support to initiate discussion and consideration of the subject matter by City Council for potential policy development and staff guidance/direction.)

1.  **POS#: 3**
2.  **POS#: 4**


Mayor's initials

City Council Policy Development Flowchart Worksheet





City of Tacoma
Tacoma Fire Department

Memorandum

TO: Elizabeth Pauli, City Manager
FROM: Toryono Green, Fire Chief *Te*
Ute Scofield, Emergency Manager
SUBJECT: Comprehensive Emergency Management Plan
DATE: July 1, 2020

The City of Tacoma's Draft 2020 Comprehensive Emergency Management Plan (CEMP) has been posted to the City's Emergency Management website and is now available for your review. The Tacoma Fire Department will be seeking City Council approval and promulgation of the CEMP via resolution at the City Council meeting of July 21, 2020.

To review the CEMP, [click here](#), or visit www.cityoftacoma.org/emergencymanagement and click on "Comprehensive Emergency Management Plan" in the left navigation menu.

In the State of Washington, any jurisdiction that wishes to receive disaster relief funding directly must be officially recognized as an emergency management organization by the State of Washington by producing and keeping current a Comprehensive Emergency Management Plan (CEMP). The CEMP provides the framework for preventing, mitigating, preparing for, responding to, and recovering from a natural or man-made emergency or disaster in that jurisdiction. The plan also pre-establishes roles and responsibilities to ensure a coordinated approach for addressing the needs of any major incident.

If you have questions or desire additional information please contact Emergency Manager Ute Scofield.

NCS Director Update for Tuesday, June 30, 2020 meeting

Rental Assistance Update:

LASA continues to administer the rental assistance program and has issued 99 payments totaling \$92,552 to date. LASA has contacted all rental assistance applicants and lottery awardees and is awaiting response from 369 applicants, or their landlords, prior to issuing payments. The City intends to release an additional round of lottery funding.

The Rental Assistance Fund at the Greater Tacoma Community Foundation has received 10 gifts totaling \$2,500; these gifts will be added to the available funding amount.

Tacoma Rescue Mission shelter expansion opening: In May 2019, the Tacoma City Council unanimously approved \$1.6 million in funding to assist The Rescue Mission's (TRM) efforts to expand operations and capacity at their Emergency Shelter in Downtown Tacoma. In addition to increased services, this project increases TRM's capacity by 50 permanent emergency shelter beds.

Within 24 hours of receiving their Certificate of Occupancy, TRM opened this new shelter space to individuals last Thursday (6/25). According to TRM, over this last weekend, 5 women stayed at the shelter each night. These numbers will increase as TRM continues to scale up operations, and individuals become more comfortable with the new shelter.

This increase in permanent emergency shelter beds is a crucial component of the City's ongoing and comprehensive approach to addressing homelessness in our community.

Temporary Emergency Micro-shelter Expansion: Construction continues at 623 E. 60th, in the last two weeks fencing and electrical infrastructure has been added, and construction has begun on the hygiene unit and micro-shelter units.

Support to Emergency Food Network and Tacoma Public Schools:

Staff has identified a total of \$1.6 Million dollars in CARES Act funding to assist with food insecurity needs. The funding must be utilized by October 15, 2020, and can be used for the expansion of food distribution services, the rental of equipment to assist with food distribution, and the formation of culturally specific food distribution services.

The City intends to distribute \$800k each to Emergency Food Network (EFN) and Tacoma Public Schools (TPS) to expand the food insecurity programs they already have in place. NCS staff has been in conversation with both agencies to discuss their ability to utilize the funds. TPS currently distributes free meals to all Tacoma public school students in need during COVID-19 response and EFN is the main distributor to local food banks within Tacoma.

Senior Meals distributed out of Lighthouse and Beacon Activity Centers, and by Parking Enforcement (Week of 6/22 – 6/26)

- Lighthouse: 144
- Beacon Center: 89
- COT Parking Enforcement: 110



News Release

From the City of Tacoma, Washington

cityoftacoma.org

FOR IMMEDIATE RELEASE

June 29, 2020

MEDIA CONTACTS

Tanisha Jumper, Media and Communications, tjumper@cityoftacoma.org, (253) 591-5152

Stacy Ellifritt, Media and Communications, stacy.ellifritt@cityoftacoma.org, (253) 591-2005

Tacoma's Parking Services Resuming on July 6

-- Touchless Payment Options Available Through New Mobile Parking App--

Now that Pierce County is in Phase 2 of Washington's Safe Start recovery plan, the City of Tacoma will resume services for the on-street parking system starting Monday, July 6.

On this date, the on-street pay station system, as well as timed regulation monitoring, will resume throughout the city. On-street parking will once again require payment where meters are present, and all timed signage will begin to be monitored by the City's Parking Services.

On this same date, the City will introduce a touchless parking payment option with the launch of a new mobile parking app. The Flowbird App allows users to pay for parking, under posted time limits, with an iOS or Android device. The app can be used for both on-street paid parking, as well as at City-owned off-street parking lots and garages.

The current Temporary ADA Parking and Temporary Short Term Loading Zones programs will continue throughout Phase 2 and beyond through a period of economic recovery.

For information on Parking Services changes, the Flowbird App, and the temporary parking programs, visit cityoftacoma.org/parking or contact (253) 627-4401.

###



SPECIAL MEETING NOTICE

**City of Tacoma
Public Utility Board
Wednesday, July 8, 2020
3:00 P.M.**

Notice is hereby given that a special meeting of the Tacoma Public Utility Board will be held on Wednesday, July 8, 2020 at 3:00 p.m.

*To comply with Governor Inslee's Proclamation 20-28, this meeting will not be conducted in-person and will have virtual access for the public to attend.

Attendance and public comment for this meeting will be done virtually through Zoom at <https://zoom.us/j/98055938999> or telephonically by dialing (253) 215-8782 and entering the meeting ID 980 5593 8999. This meeting will be broadcast on TV Tacoma and also [live streamed](#).

Written comments submitted to the Public Utility Board at utilityboard@cityoftacoma.org will be provided to the Board before the meeting if the comments are received by 2:00 p.m.

Call to Order

Roll Call

Administration of the Oath of Office to Swear Karen Larkin into her new term as Public Utility Board Member

Executive Session to Review the Performance of a Public Employee (RCW 42.30.110(1)(g))

- A. Approve Minutes of Previous Meetings**
- B. Comments by the Public**
- D. Regular Agenda**

Departmental

- D-1** Motion 20-04 – In accordance with Rule Three, Election of Officers, of the Public Utility Board Governance Processes, that Bryan Flint, Mark Patterson, and Chrissy Cooley be nominated as elected Chair, Vice-Chair, and Secretary respectively.
- D-2** Motion 20-05 – Pursuant to Tacoma City Charter Article 4.18, reconfirm the appointment of Jackie Flowers as Director of Utilities for a new two-year period effective August 1, 2020, and ending July 31, 2022, and to approve the annual performance review of the Director.

- D-3 Resolution U-11177– Award contracts and approve purchases:
1. Award contract to Andritz Hydro Corp., for the Alder Powerhouse Unit 11 rebuild project (8,367,811, plus applicable taxes) [David Wagner, Generation Project Manager].
 2. Award contract to Tucci and Sons for the installation of water mains along 198th Ave East between 120th Ave East and 128th Ave East within Pierce County (\$555,550.90, plus a 15% contingency, for a cumulative total of \$638,883.54, plus applicable taxes) [Ali Polda, Assistant Water Division Manager].

F. Unfinished Business

- F-1 U-11174 – Amend the existing Department of Public Utilities Fleet Services Fund ordinance to transfer operating division fleet assets to the divisions for funding flexibility while maintaining the purchasing and maintenance responsibilities within TPU Fleet Services [Dan McCabe, Rail Section Manager].
- F-2 U-11176 – Authorize the amendment and extension of the existing water supply agreement with WestRock for one year and allow four additional annual one-year extensions by mutual agreement of the City and WestRock [Heather Pennington, Water Division Manager].

H. Reports of the Director

- Update on the status and impact of the COVID-19 virus and TPU’s response to the emergency declaration.
- Workforce Development [Christian Paige, Community Relations Officer]
- Customer Transition Team [Joe Tellez, Power Section Manager]
- Affordable Indices/Income Assistance Programs [Jodi Collins, Water Division Manager].
- Board Strategic Directive Eleven (SD11) on De-carbonization
- Board Strategic Directive Twelve (SD12) on Employee Relations
- March 2020 Financials for Power, Water, Rail, Fleet, Self-Insurance Fund
- General Updates

I. Comments of the Board

J. Adjournment



The City of Tacoma does not discriminate on the basis of disability in any of its programs, activities, or services. To request this information in an alternative format or to request a reasonable accommodation, please contact the TPU Board Office at utilityboard@cityoftacoma.org or 253-502-8201. TTY or speech to speech users please dial 711 to connect to Washington Relay services.



Citywide Weekly Briefing for 22 June 2020 to 28 June 2020

The data is not National Incident Based Reporting System (NIBRS) compliant. Do not compare the results with any report using that standard. The data is dynamic and is subject to change and/or revision. The number of distinct offenses listed on a report are counted. This does not represent reports or individuals. All data is compared to last year for the same number of days. Small numbers may cause large percent increases and decreases.

Offense Breakdown	7 Days		28 Days		Year to Date		7 Days	28 Days	YTD
	24-Jun-2019	22-Jun-2020	03-Jun-2019	01-Jun-2020	01-Jan-2019	01-Jan-2020			
	30-Jun-2019	28-Jun-2020	30-Jun-2019	28-Jun-2020	30-Jun-2019	28-Jun-2020			
Persons	80	73	360	281	2105	1773	8.8% ▼	21.9% ▼	15.8% ▼
Assault	70	66	320	263	1841	1619	5.7% ▼	17.8% ▼	12.1% ▼
Homicide	0	0	1	1	10	12	0.0%	0.0%	20.0% ▲
Kidnapping/Abduction	3	1	6	4	32	26	66.7% ▼	33.3% ▼	18.8% ▼
Sex Offenses, Forcible	7	6	33	13	212	114	14.3% ▼	60.6% ▼	46.2% ▼
Property	406	290	1655	1308	10373	9659	28.6% ▼	21.0% ▼	6.9% ▼
Arson	2	3	4	12	48	63	50.0% ▲	200.0% ▲	31.3% ▲
Burglary/Breaking and Entering	31	39	152	147	936	924	25.8% ▲	3.3% ▼	1.3% ▼
Counterfeiting/Forgery	1	2	15	10	106	75	100.0% ▲	33.3% ▼	29.2% ▼
Destruction/Damage/Vandalism of Property	119	78	499	376	3163	2810	34.5% ▼	24.6% ▼	11.2% ▼
Fraud	42	13	156	49	915	429	69.0% ▼	68.6% ▼	53.1% ▼
Larceny/Theft	172	106	656	519	4080	4118	38.4% ▼	20.9% ▼	0.9% ▲
Motor Vehicle Theft	22	32	109	146	734	885	45.5% ▲	33.9% ▲	20.6% ▲
Robbery	12	11	41	31	222	185	8.3% ▼	24.4% ▼	16.7% ▼
Stolen Property	5	6	21	15	152	143	20.0% ▲	28.6% ▼	5.9% ▼
Society	21	13	103	39	578	430	38.1% ▼	62.1% ▼	25.6% ▼
Drug/Narcotic	14	5	70	17	412	283	64.3% ▼	75.7% ▼	31.3% ▼
Pornography/Obscene Material	0	1	3	3	29	18	NC	0.0%	37.9% ▼
Prostitution	0	1	1	1	15	5	NC	0.0%	66.7% ▼
Weapon Law Violations	7	6	29	18	122	124	14.3% ▼	37.9% ▼	1.6% ▲
Citywide Totals	507	376	2118	1628	13056	11862	25.8% ▼	23.1% ▼	9.1% ▼

Last 7 Days

Notes:

- There was no Homicide offense during the last 7 days.
- 65.2% (43/66) of the Assaults were coded Simple Assault.
- There were 57 DV-related offenses.
- 66.7% (38/57) of the DV-related offenses were Persons.
- 54.5% (36/66) of the Assaults were DV-related.
- DV-related Offenses: 64 ▾ 57
- There were 3 Gang-Related offense(s) during the last 7 days.
- Theft from Motor Vehicle: 82 ▾ 40

Top 5 Locations - Compared to last year

- 4502 S Steele St: 4 ↗ 5
- 821 Dock St: 0 ↗ 4
- 7050 Tacoma Mall Blvd: 7 ▾ 4
- 2611 Pacific Ave: 0 ↗ 4
- 3606 S Sprague Ave: 2 ↗ 4

Top 5 Offense Locations - Compared to last year

- Parking Lot: 81 ▾ 72
- Street/Right Of Way: 74 ▾ 65
- Single Family Residence: 78 ▾ 53
- Apartment: 31 ↗ 35
- Sporting Goods Store: 25 ▾ 19



Sector 1 Weekly Briefing for 22 June 2020 to 28 June 2020

The data is not National Incident Based Reporting System (NIBRS) compliant. Do not compare the results with any report using that standard. The data is dynamic and is subject to change and/or revision. The number of distinct offenses listed on a report are counted. This does not represent reports or individuals. All data is compared to last year for the same number of days. Small numbers may cause large percent increases and decreases.

Offense Breakdown	7 Days		28 Days		Year to Date		7 Days	28 Days	YTD
	24-Jun-2019	22-Jun-2020	03-Jun-2019	01-Jun-2020	01-Jan-2019	01-Jan-2020			
	30-Jun-2019	28-Jun-2020	30-Jun-2019	28-Jun-2020	30-Jun-2019	28-Jun-2020			
Persons	26	16	108	73	536	467	38.5% ▼	32.4% ▼	12.9% ▼
Assault	22	16	102	70	478	432	27.3% ▼	31.4% ▼	9.6% ▼
Homicide	0	0	0	0	3	4	0.0%	0.0%	33.3% ▲
Kidnapping/Abduction	1	0	2	0	5	6	100.0% ▼	100.0% ▼	20.0% ▲
Sex Offenses, Forcible	3	0	4	3	47	25	100.0% ▼	25.0% ▼	46.8% ▼
Property	93	59	347	280	2182	2169	36.6% ▼	19.3% ▼	0.6% ▼
Arson	0	0	2	3	21	23	0.0%	50.0% ▲	9.5% ▲
Burglary/Breaking and Entering	4	7	29	32	226	190	75.0% ▲	10.3% ▲	15.9% ▼
Counterfeiting/Forgery	0	1	1	2	25	11	NC	100.0% ▲	56.0% ▼
Destruction/Damage/Vandalism of Property	30	19	121	91	752	673	36.7% ▼	24.8% ▼	10.5% ▼
Fraud	9	2	30	10	146	77	77.8% ▼	66.7% ▼	47.3% ▼
Larceny/Theft	37	21	133	105	799	977	43.2% ▼	21.1% ▼	22.3% ▲
Motor Vehicle Theft	9	6	19	27	148	152	33.3% ▼	42.1% ▲	2.7% ▲
Robbery	3	2	9	7	48	38	33.3% ▼	22.2% ▼	20.8% ▼
Stolen Property	1	1	3	3	15	23	0.0%	0.0%	53.3% ▲
Society	6	5	27	10	131	81	16.7% ▼	63.0% ▼	38.2% ▼
Drug/Narcotic	5	2	20	3	109	57	60.0% ▼	85.0% ▼	47.7% ▼
Pornography/Obscene Material	0	1	0	2	2	3	NC	NC	50.0% ▲
Prostitution	0	0	0	0	3	0	0.0%	0.0%	100.0% ▼
Weapon Law Violations	1	2	7	5	17	21	100.0% ▲	28.6% ▼	23.5% ▲
Sector Totals	125	80	482	363	2849	2717	36.0% ▼	24.7% ▼	4.6% ▼

Last 7 Days

Notes:

- There was no Homicide offense during the last 7 days.
- 75.0% (12/16) of the Assaults were coded Simple Assault.
- There were 11 DV-related offenses.
- 54.5% (6/11) of the DV-related offenses were Persons.
- 37.5% (6/16) of the Assaults were DV-related.
- DV-related Offenses: 17 ↘ 11
- There were no Gang-Related offense(s) during the last 7 days.
- Theft from Motor Vehicle: 17 ↘ 9

Top 5 Locations - Compared to last year

- 821 Dock St: 0 ↗ 4
- 2611 Pacific Ave: 0 ↗ 4
- 14 Locations with 2

Top 5 Offense Locations - Compared to last year

- Parking Lot: 17 ↗ 18
- Street/Right Of Way: 28 ↘ 13
- Apartment: 13 ↘ 9
- Single Family Residence: 14 ↘ 8
- Sidewalk: 3 ↗ 4



Sector 2 Weekly Briefing for 22 June 2020 to 28 June 2020

The data is not National Incident Based Reporting System (NIBRS) compliant. Do not compare the results with any report using that standard. The data is dynamic and is subject to change and/or revision. The number of distinct offenses listed on a report are counted. This does not represent reports or individuals. All data is compared to last year for the same number of days. Small numbers may cause large percent increases and decreases.

Offense Breakdown	7 Days		28 Days		Year to Date		7 Days	28 Days	YTD
	24-Jun-2019	22-Jun-2020	03-Jun-2019	01-Jun-2020	01-Jan-2019	01-Jan-2020			
	30-Jun-2019	28-Jun-2020	30-Jun-2019	28-Jun-2020	30-Jun-2019	28-Jun-2020			
Persons	7	15	72	43	473	309	114.3%▲	40.3%▼	34.7%▼
Assault	7	13	59	40	404	274	85.7%▲	32.2%▼	32.2%▼
Homicide	0	0	0	0	2	3	0.0%	0.0%	50.0%▲
Kidnapping/Abduction	0	0	0	0	8	4	0.0%	0.0%	50.0%▼
Sex Offenses, Forcible	0	2	13	3	57	28	NC	76.9%▼	50.9%▼
Property	122	85	485	359	2905	2809	30.3%▼	26.0%▼	3.3%▼
Arson	0	1	0	1	10	7	NC	NC	30.0%▼
Burglary/Breaking and Entering	11	12	43	34	281	247	9.1%▲	20.9%▼	12.1%▼
Counterfeiting/Forgery	1	0	5	1	24	23	100.0%▼	80.0%▼	4.2%▼
Destruction/Damage/Vandalism of Property	33	20	148	79	921	806	39.4%▼	46.6%▼	12.5%▼
Fraud	16	5	39	17	234	132	68.8%▼	56.4%▼	43.6%▼
Larceny/Theft	54	32	211	170	1230	1316	40.7%▼	19.4%▼	7.0%▲
Motor Vehicle Theft	4	13	25	49	142	208	225.0%▲	96.0%▲	46.5%▲
Robbery	2	2	8	6	33	49	0.0%	25.0%▼	48.5%▲
Stolen Property	1	0	6	2	23	15	100.0%▼	66.7%▼	34.8%▼
Society	2	1	18	3	69	50	50.0%▼	83.3%▼	27.5%▼
Drug/Narcotic	1	0	14	1	46	37	100.0%▼	92.9%▼	19.6%▼
Pornography/Obscene Material	0	0	1	0	5	2	0.0%	100.0%▼	60.0%▼
Prostitution	0	0	0	0	1	0	0.0%	0.0%	100.0%▼
Weapon Law Violations	1	1	3	2	17	11	0.0%	33.3%▼	35.3%▼
Sector Totals	131	101	575	405	3447	3168	22.9%▼	29.6%▼	8.1%▼

Last 7 Days

Notes:

- There was no Homicide offense during the last 7 days.
- 92.3% (12/13) of the Assaults were coded Simple Assault.
- There were 12 DV-related offenses.
- 58.3% (7/12) of the DV-related offenses were Persons.
- 46.2% (6/13) of the Assaults were DV-related.
- DV-related Offenses: 6 ↗ 12
- There were 2 Gang-Related offense(s) during the last 7 days.
- Theft from Motor Vehicle: 24 ↘ 9

Top 5 Locations - Compared to last year

- 718 N 4th St: 0 ↗ 3
- 2915 6th Ave: 0 ↗ 3
- 5148 N Mance St: 0 ↗ 3
- 1965 S Union Ave: 5 ↘ 3
- 315 Martin Luther King Jr Way: 1 ↗ 3

Top 5 Offense Locations - Compared to last year

- Street/Right Of Way: 18 ↗ 22
- Parking Lot: 20 ↘ 16
- Single Family Residence: 16 ↘ 15
- Sporting Goods Store: 12 ↘ 7
- Drug Store: 8 ↘ 7



Sector 3 Weekly Briefing for 22 June 2020 to 28 June 2020

The data is not National Incident Based Reporting System (NIBRS) compliant. Do not compare the results with any report using that standard. The data is dynamic and is subject to change and/or revision. The number of distinct offenses listed on a report are counted. This does not represent reports or individuals. All data is compared to last year for the same number of days. Small numbers may cause large percent increases and decreases.

Offense Breakdown	7 Days		28 Days		Year to Date		7 Days	28 Days	YTD
	24-Jun-2019	22-Jun-2020	03-Jun-2019	01-Jun-2020	01-Jan-2019	01-Jan-2020			
	30-Jun-2019	28-Jun-2020	30-Jun-2019	28-Jun-2020	30-Jun-2019	28-Jun-2020			
Persons	26	21	95	84	489	466	19.2% ▼	11.6% ▼	4.7% ▼
Assault	22	18	79	77	424	429	18.2% ▼	2.5% ▼	1.2% ▲
Homicide	0	0	0	1	1	5	0.0%	NC	400.0% ▲
Kidnapping/Abduction	2	1	4	2	10	9	50.0% ▼	50.0% ▼	10.0% ▼
Sex Offenses, Forcible	2	2	12	4	51	23	0.0%	66.7% ▼	54.9% ▼
Property	91	73	387	318	2565	2263	19.8% ▼	17.8% ▼	11.8% ▼
Arson	0	0	0	1	4	11	0.0%	NC	175.0% ▲
Burglary/Breaking and Entering	7	8	34	50	210	256	14.3% ▲	47.1% ▲	21.9% ▲
Counterfeiting/Forgery	0	1	3	5	25	27	NC	66.7% ▲	8.0% ▲
Destruction/Damage/Vandalism of Property	27	20	110	94	718	649	25.9% ▼	14.5% ▼	9.6% ▼
Fraud	12	2	42	9	256	100	83.3% ▼	78.6% ▼	60.9% ▼
Larceny/Theft	37	28	153	114	1042	921	24.3% ▼	25.5% ▼	11.6% ▼
Motor Vehicle Theft	4	9	30	31	202	207	125.0% ▲	3.3% ▲	2.5% ▲
Robbery	4	1	10	6	55	47	75.0% ▼	40.0% ▼	14.5% ▼
Stolen Property	0	4	5	6	51	39	NC	20.0% ▲	23.5% ▼
Society	3	3	25	17	157	151	0.0%	32.0% ▼	3.8% ▼
Drug/Narcotic	2	1	16	8	104	98	50.0% ▼	50.0% ▼	5.8% ▼
Pornography/Obscene Material	0	0	2	1	15	10	0.0%	50.0% ▼	33.3% ▼
Prostitution	0	1	0	1	2	3	NC	NC	50.0% ▲
Weapon Law Violations	1	1	7	7	36	40	0.0%	0.0%	11.1% ▲
Sector Totals	120	97	507	419	3211	2880	19.2% ▼	17.4% ▼	10.3% ▼

Last 7 Days

Notes:

- There was no Homicide offense during the last 7 days.
- 66.7% (12/18) of the Assaults were coded Simple Assault.
- There were 21 DV-related offenses.
- 71.4% (15/21) of the DV-related offenses were Persons.
- 83.3% (15/18) of the Assaults were DV-related.
- DV-related Offenses: 26 ↘ 21
- There was no Gang-Related offense(s) during the last 7 days.
- Theft from Motor Vehicle: 17 ↘ 13

Top 5 Locations - Compared to last year

- 4502 S Steele St: 4 ↗ 5
- 7050 Tacoma Mall Blvd: 7 ↘ 4
- 3606 S Sprague Ave: 2 ↗ 4
- 8203 S Hosmer St: 0 ↗ 3
- 2931 S 38th St: 0 ↗ 3
- 4525 S Warner St: 0 ↗ 3
- 6500 S Sheridan Ave: 2 ↗ 3

Top 5 Offense Locations - Compared to last year

- Parking Lot: 21 ↗ 26
- Apartment: 11 ↗ 16
- Single Family Residence: 12 ↘ 10
- Street/Right Of Way: 8 ↔ 8
- Convenience Store (7-11): 2 ↗ 5
- Auto Related Business: 8 ↘ 5



Sector 4 Weekly Briefing for 22 June 2020 to 28 June 2020

The data is not National Incident Based Reporting System (NIBRS) compliant. Do not compare the results with any report using that standard. The data is dynamic and is subject to change and/or revision. The number of distinct offenses listed on a report are counted. This does not represent reports or individuals. All data is compared to last year for the same number of days. Small numbers may cause large percent increases and decreases.

Offense Breakdown	7 Days		28 Days		Year to Date		7 Days	28 Days	YTD
	24-Jun-2019	22-Jun-2020	03-Jun-2019	01-Jun-2020	01-Jan-2019	01-Jan-2020			
	30-Jun-2019	28-Jun-2020	30-Jun-2019	28-Jun-2020	30-Jun-2019	28-Jun-2020			
Persons	21	21	85	81	607	531	0.0%	4.7% ▼	12.5% ▼
Assault	19	19	80	76	535	484	0.0%	5.0% ▼	9.5% ▼
Homicide	0	0	1	0	4	0	0.0%	100.0% ▼	100.0% ▼
Kidnapping/Abduction	0	0	0	2	9	7	0.0%	NC	22.2% ▼
Sex Offenses, Forcible	2	2	4	3	57	38	0.0%	25.0% ▼	33.3% ▼
Property	100	73	436	351	2721	2418	27.0% ▼	19.5% ▼	11.1% ▼
Arson	2	2	2	7	13	22	0.0%	250.0% ▲	69.2% ▲
Burglary/Breaking and Entering	9	12	46	31	219	231	33.3% ▲	32.6% ▼	5.5% ▲
Counterfeiting/Forgery	0	0	6	2	32	14	0.0%	66.7% ▼	56.3% ▼
Destruction/Damage/Vandalism of Property	29	19	120	112	772	682	34.5% ▼	6.7% ▼	11.7% ▼
Fraud	5	4	45	13	279	120	20.0% ▼	71.1% ▼	57.0% ▼
Larceny/Theft	44	25	159	130	1009	904	43.2% ▼	18.2% ▼	10.4% ▼
Motor Vehicle Theft	5	4	35	39	242	318	20.0% ▼	11.4% ▲	31.4% ▲
Robbery	3	6	14	12	86	51	100.0% ▲	14.3% ▼	40.7% ▼
Stolen Property	3	1	7	4	63	66	66.7% ▼	42.9% ▼	4.8% ▲
Society	10	4	33	9	221	148	60.0% ▼	72.7% ▼	33.0% ▼
Drug/Narcotic	6	2	20	5	153	91	66.7% ▼	75.0% ▼	40.5% ▼
Pornography/Obscene Material	0	0	0	0	7	3	0.0%	0.0%	57.1% ▼
Prostitution	0	0	1	0	9	2	0.0%	100.0% ▼	77.8% ▼
Weapon Law Violations	4	2	12	4	52	52	50.0% ▼	66.7% ▼	0.0%
Sector Totals	131	98	554	441	3549	3097	25.2% ▼	20.4% ▼	12.7% ▼

Last 7 Days

Notes:

- There was no Homicide offense during the last 7 days.
- 36.8% (7/19) of the Assaults were coded Simple Assault.
- There were 13 DV-related offenses.
- 76.9% (10/13) of the DV-related offenses were Persons.
- 47.4% (9/19) of the Assaults were DV-related.
- DV-related Offenses: 15 ↘ 13
- There was 1 Gang-Related offense(s) during the last 7 days.
- Theft from Motor Vehicle: 24 ↘ 9

Top 5 Locations - Compared to last year

- 9220 Pacific Ave: 0 ↗ 3
- 7444 S Bell St: 0 ↗ 3
- 443 E 62nd St: 0 ↗ 3
- 6228 S M St: 0 ↗ 3
- 3598 E L St: 0 ↗ 3

Top 5 Offense Locations - Compared to last year

- Street/Right Of Way: 20 ↗ 22
- Single Family Residence: 36 ↘ 20
- Parking Lot: 23 ↘ 12
- Sporting Goods Store: 6 ↗ 9
- Apartment: 4 ↔ 4
- Other Business: 2 ↗ 4



CAU Overview

Week 26 (Last 7 Days): 22 Jun – 28 Jun 2020

Last 28 Days: 01 Jun – 28 Jun 2020; Previous 7 Days: 15 Jun – 21 Jun 2020; Same 4 Weeks for 2019: 03 Jun – 30 Jun 2019

The data is not NIBRS compliant and is subject to change and/or revision. Small numbers cause large percent increases and decreases.

Group A – Property Offenses – Non DV

Last 28 Days vs Previous 28 Days
⬆️ 18.4%

Last 4 Weeks vs Same 4 Weeks in 2019
⬆️ 20.4%

Last 7 Days vs Previous 7 Days
⬆️ 14.2%

Theft from Motor Vehicle – Non DV

Last 28 Days vs Previous 28 Days
⬆️ 1.1%

Last 4 Weeks vs Same 4 Weeks in 2019
⬆️ 39.3%

Last 7 Days vs Previous 7 Days
⬆️ 23.1%

Residential Burglary – Non DV

Last 28 Days vs Previous 28 Days
⬆️ 34.0%

Last 4 Weeks vs Same 4 Weeks in 2019
⬆️ 6.0%

Last 7 Days vs Previous 7 Days
⬆️ 12.5%

Non-Residential Burglary – Non DV

Last 28 Days vs Previous 28 Days
⬆️ 11.1%

Last 4 Weeks vs Same 4 Weeks in 2019
0.0%

Last 7 Days vs Previous 7 Days
⬆️ 41.7%

Group A Persons Offenses – Non DV

Last 28 Days vs Previous 28 Days
⬆️ 7.5%

Last 4 Weeks vs Same 4 Weeks in 2019
⬆️ 23.1%

Last 7 Days vs Previous 7 Days
⬆️ 32.7%

Drive By Offenses - YTD
⬆️ 13.3%

Murder/Non Neg Manslaughter* - YTD
⬆️ 33.3%

*NIBRS definition of Murder/Non-Negligent Manslaughter. Non DV related offenses only calculated.

Aggravated Assault – Non DV

Last 28 Days vs Previous 28 Days
⬆️ 7.0%

Last 4 Weeks vs Same 4 Weeks in 2019
⬆️ 11.6%

Last 7 Days vs Previous 7 Days
⬆️ 36.4%

Domestic Violence Offenses

Last 28 Days vs Previous 28 Days
⬆️ 12.1%

Last 4 Weeks vs Same 4 Weeks in 2019
⬆️ 24.3%

Last 7 Days vs Previous 7 Days
⬆️ 32.6%



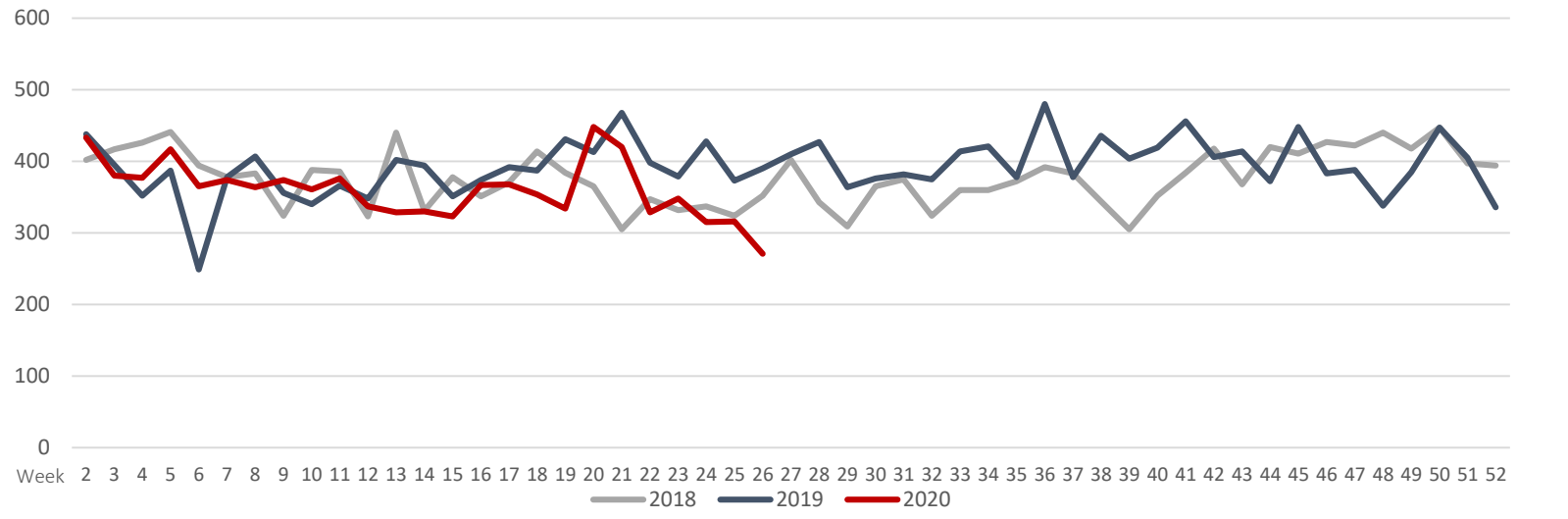
CAU Overview

Week 26 (Last 7 Days): 22 Jun – 28 Jun 2020

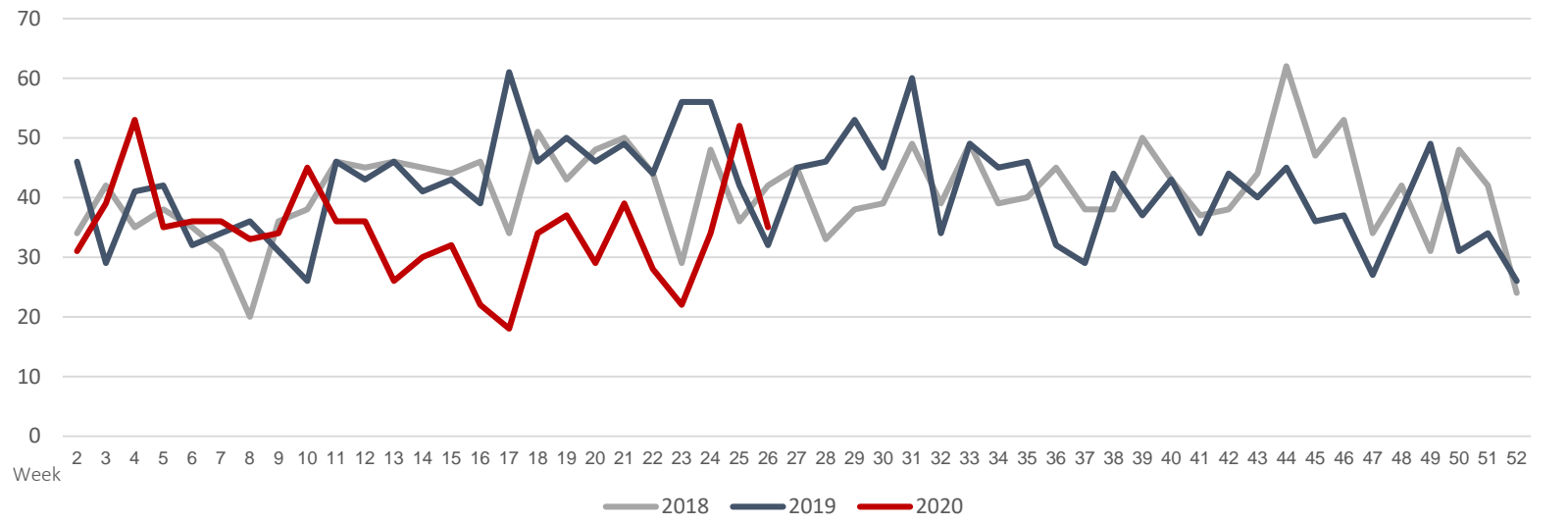
Last 28 Days: 01 Jun – 28 Jun 2020; Previous 7 Days: 15 Jun – 21 Jun 2020; Same 4 Weeks for 2019: 03 Jun – 30 Jun 2019

The data is not NIBRS compliant and is subject to change and/or revision. Small numbers cause large percent increases and decreases.

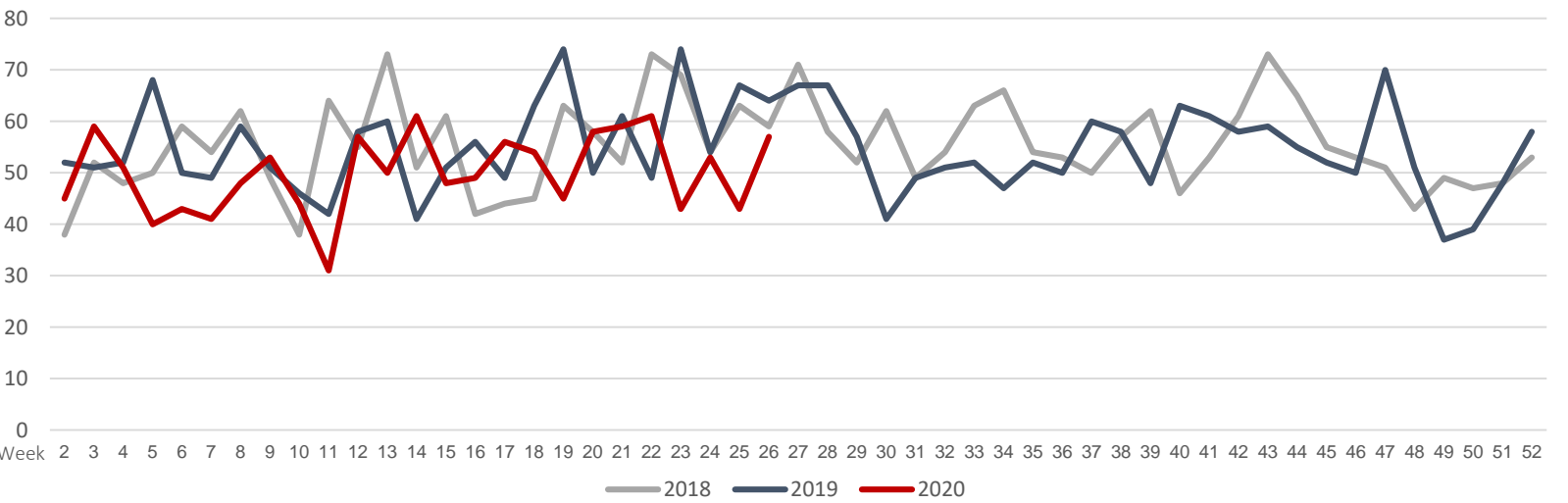
Group A – Property Offenses – Non DV



Group A Persons Offenses – Non DV



Domestic Violence Offenses



Purchase Contract Awards
For Weekly Report to the City Manager

Week of June 29, 2020

Specification	Description	Awardee	Amount
Direct Negotiation Waiver	Consejo Counseling and Referral Service, Contract No. CW2227274	Consejo Counseling and Referral Services	Increase contract by \$76,250.90, plus any applicable
PL19-0288F	Tideflats Subarea Plan and SEPA Planned Action Environmental Impact	Berk Consulting, Inc.	\$1,035,289, plus applicable taxes, for an initial contract term of two (2) years with the option to renew for three (3) additional 1-year terms



City of Tacoma

City Manager Action Memorandum

TO: Elizabeth Pauli, City Manager
FROM: Linda Stewart, Director, Neighborhood and Community Services
 Vicky McLaurin, Program Manager, Neighborhood and Community Services
COPY: City Council, City Manager, City Clerk, SBE Coordinator, LEAP Coordinator,
 and Finance/Purchasing, Ryan Foster, Senior Buyer
SUBJECT: Response to COVID-19, Youth and Young Adult Violence Reduction
 Direct Negotiation Waiver, Consejo Counseling and Referral Service, Contract
 No. CW2227274
DATE: June 22, 2020

Pursuant to the City of Tacoma March 12, 2020, state of emergency proclamation in response to COVID-19, made in accordance with Tacoma Municipal Code Chapter 1.10., contract awards for purchases must be approved by the City Manager or designee.

RECOMMENDATION SUMMARY:

Neighborhood and Community Services Department requests approval to increase CW2227274, Consejo Counseling and Referral Services, by \$76,250.90, plus any applicable taxes, for a direct response to COVID-19, providing virtual counseling that engages youth and young adults who may be experiencing increased mental health concerns related to impacts from pandemic such as financial hardship, violence, and loneliness or isolation. This increase will bring the contract to a cumulative total of 523,399.90, plus any applicable taxes.

STRATEGIC POLICY PRIORITY:

- Strengthen and support a safe city with healthy residents.
- Ensure all Tacoma residents are valued and have access to resources to meet their needs.

BACKGROUND:

Since 2013, the City administered the Office of Juvenile Justice and Delinquency Prevention (OJJDP), Comprehensive Gang Model (CGM) contracting with service providers to reach out to the target population and link to services available in the community. The City served as the lead agency until 2017 when a contract was awarded to Comprehensive Life Resources (CLR) to facilitate the multidisciplinary team, provide gang outreach and mental health services. Since February 2020, the City does not have an agency to manage the Youth and Young Adult Violence Reduction Project.

The purpose of this program to provide youth and young adults impacted by the Governor's "Stay Home, Stay Healthy" order, experiencing anxiety from isolation virtual outreach, case management, systems navigation, and trauma intervention. Consejo has adopted a model using social media, virtual meetings, and confidential portals to provide outreach, and case management. Consejo will provide coping mechanisms to reduce stress including financial hardship, violence, or mental health concerns to youth and young adults identified as "at-risk" of criminal activities. Consejo will reactivate and manage the Multidisciplinary Team (MDiT), providing virtual case consultations and cross-refer potential participants. Consejo will recruit through word of mouth and referrals from established relationships with schools, probation officers, juvenile detention, the Public Defenders Associations, and other service providers,



City of Tacoma

community members and families. Consejo will practice social distancing, and other preventative measures to prevent the spread of COVID-19.

ISSUE: According to the 2019 Tacoma Gang Assessment, "Gun Violence in Tacoma remains high in relation to comparable cities in Washington and has increased slightly in the past three years." This diminishes the quality of life for many residents and puts young people at risk of violent victimization. Youth and young adults who have been in isolation due to COVID-19 may be experiencing an increase of emotional trauma, financial concerns; stress caused by the pandemic or other medical conditions, which could result in an increase in criminal activity or violence.

ALTERNATIVES: The City could request staff to do a competitive bid process. Consejo has been an active participant of the Office of Juvenile Justice Delinquency and Prevention (OJJDP), Comprehensive Gang Model since the City's inception, and they provide similar outreach to the Seattle community. Consejo is familiar with the City's approach, strengths and weaknesses, and has the ability to expedite implementation and include a culturally relevant response using technology. By using social media, and confidential meeting portals, Consejo will provide case management, and outreach services to youth and young adults under the age of 30, identified as "at-risk" of being involved in violence and criminal activity. Consejo's approach will include virtual meetings, bicultural/bilingual outreach, supportive and consistent relationships with youth and young adults in their communities. Consejo will provide trauma informed care to build on the individual's strength, hopes, abilities, and decrease anxiety caused by isolation and economic hardship.

COMPETITIVE ANALYSIS: The contract was negotiated with Consejo Counselling and Referral Services, Youth and Young Adult Violence Reduction program is in alignment with the CDC's recommendation of social distancing, virtual communication during the pandemic, and the City's approach to reduce and prevent youth and young adult violence. The City does not have Youth and Young Adult Violence Reduction provider available that fit our needs.

CONTRACT HISTORY: This contract was originally awarded to Consejo Counseling and Referral Services as a result of Direct Negotiation Waiver in December 2018 for the 2019-2020 Biennium.

SUSTAINABILITY: Not applicable

EIC/LEAP COMPLIANCE: Not applicable

FISCAL IMPACT:



City of Tacoma

EXPENDITURES:

FUND NUMBER & FUND NAME *	COST OBJECT (CC/WBS/ORDER)	COST ELEMENT	TOTAL AMOUNT
Department of Justice (Coronavirus Emergency Supplemental Funding)	837400	5330100	\$76,250.90
TOTAL			Up to \$76,250.90

REVENUES:

FUNDING SOURCE	COST OBJECT (CC/WBS/ORDER)	COST ELEMENT	TOTAL AMOUNT
Department of Justice (Coronavirus Emergency Supplemental Funding)	837400	4335100	\$76,250.90
TOTAL			\$76,250.90

FISCAL IMPACT TO CURRENT BIENNIAL BUDGET: \$76,250.90**ARE THE EXPENDITURES AND REVENUES PLANNED AND BUDGETED? No****IF EXPENSE IS NOT BUDGETED, PLEASE EXPLAIN HOW THEY ARE TO BE COVERED.**

City of Tacoma received a grant from the Department of Justice to respond to, prevent, or prepare for the Coronavirus. Program will be funded by this grant.

APPROVED

DocuSigned by:

 32F840585F1B401...

City Manager (or delegee)

DS
PB

DS
KJ

DS
AC



City of Tacoma

Date: June 8, 2020

To: Elizabeth Pauli, City Manager

From: Linda Stewart, Director
Neighborhood and Community Services

Subject: Authorization of Direct Negotiation for Professional Services and Personal Services over \$25,000

For your review and recommendation.

In accordance with TMC 1.06.256 (B), Neighborhood and Community Services requests a waiver of the competitive solicitation process and authorization to directly negotiate with **Consejo Counseling and Referral Services, Seattle, Washington**, for a direct response to COVID-19, providing virtual counseling that engages youth and young adults who may be experiencing increased mental health concerns related to impacts from pandemic such as financial hardship, violence, and loneliness or isolation, for an amount of \$76,250.90 (total contract amount \$523,399.90, plus applicable sales tax.

Direct negotiation approval constitutes a waiver of further competitive solicitation for amendments to the subject contract provided that any such amendment(s) shall be signed by personnel as authorized in the Delegation of Procurement Signature and Approval Authority memorandum. Contract totals shall not exceed \$200,000 without City Council or Public Utility Board approval as appropriate.

EXPLANATION: The purpose of this program to provide youth and young adults impacted by the Governor's "Stay Home, Stay Healthy" order, experiencing anxiety from isolation virtual outreach, case management, systems navigation, and trauma intervention. Consejo has adopted a model using social media, virtual meetings, and confidential portals to provide outreach, and case management. Consejo will provide coping mechanisms to reduce stress including financial hardship, violence, or mental health concerns to youth and young adults identified as "at-risk" of criminal activities. Consejo will reactivate and manage the Multidisciplinary Team (MDiT), providing virtual case consultations and cross-refer potential participants. Consejo will recruit through word of mouth and referrals from established relationships with schools, probation officers, juvenile detention, the Public Defenders Associations, and other service providers, community members and families. Consejo will practice social distancing, and other preventative measures to prevent the spread of COVID-19.

JUSTIFICATION FOR DIRECT NEGOTIATION:

1. Explain why it is in the best interest of the city to waive the competitive solicitation process.

Consejo has been an active participant of the Office of Juvenile Justice Delinquency and Prevention (OJJDP), Comprehensive Gang Model since the City's inception, and they provide similar outreach to the Seattle community. Consejo is familiar with the City's approach, strengths and weaknesses, and has the ability to expedite implementation and include a culturally relevant response using technology. By using social media, and confidential meeting portals, Consejo will provide case management, and outreach services to youth and young adults under the age of 30, identified as "at-risk" of being involved in violence and



City of Tacoma

criminal activity. Consejo's approach will include virtual meetings, bicultural/bilingual outreach, supportive and consistent relationships with youth and young adults in their communities. Consejo will provide trauma informed care to build on the individual's strength, hopes, abilities, and decrease anxiety caused by isolation and economic hardship.

2. Is this purchase based on a previous competitive solicitation conducted by the City or other agency? If yes, provide the contract information, specification number, etc., and explain the relationship of this request to the previous contract.

This purchase is not based on a previous competitive solicitation.

3. Describe the screening efforts made to identify potential service providers.

Consejo has been an active member of the Model since 2013, and is familiar with the City's Youth Violence Reduction project, strengths and weaknesses. Consejo has a proven track record working with "at-risk" youth and young adults struggling with mental health concerns using social media, virtual meetings, and other strategies that are consistent with the Centers for Disease Control and Prevention (**CDC**) recommendations to eliminate the spread of the Coronavirus.

4. Describe the efforts made to assure that the City is receiving the lowest or best price possible.

The contract was negotiated with Consejo Counselling and Referral Services, Youth and Young Adult Violence Reduction program is in alignment with the CDC's recommendation of social distancing, virtual communication during the pandemic, and the City's approach to reduce and prevent youth and young adult violence. The City does not have Youth and Young Adult Violence Reduction provider available that fit our needs.

FUNDING: Funds for this purchase are available in the Department of Justice - Coronavirus Emergency Supplemental Project Funding.

SBE COMPLIANCE: The Department/Division has checked the [City of Tacoma Small Business Enterprise \(SBE\) website](#) for opportunities to contract with SBE firms on May 22, 2020. There are no SBE firms registered for this category of work at this time.

PROJECT COORDINATOR: Vicky McLaurin, Program Manager 253 591 5058.

TSK2481051469 Approval for Waiver_Template_DirectNegotiation

Round 1: Approved ⓘ

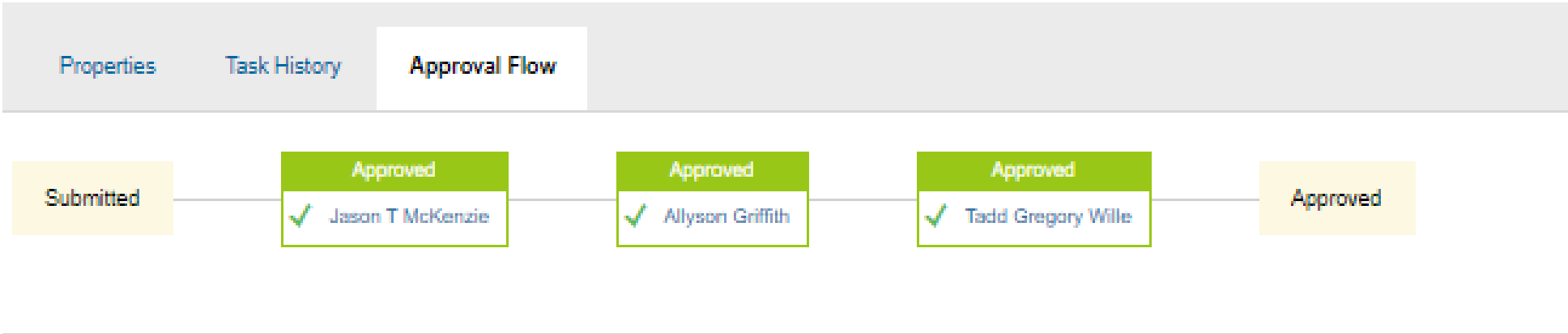
 Waiver_Template_DirectNegotiation_OVER\$25K - Consejo Counselling YYA Violence Reduction ▾

This task has been completed. You can do any of the following:

- Review the comments or document changes made by the reviewer on the Task History tab.
- New Round

 Initiate a New Round if necessary. Examples of when you might need a **New Round** include if the previous round was denied, or if the document has changed since the previous round.
- Replace

 Replace the document(s) on the left.



AMENDMENT NO. 1 TO CONTRACT

THIS AMENDMENT is made and entered into effective as of the 29th day of June, 2020 ("Effective Date"), by and between the CITY OF TACOMA, a municipal corporation of the State of Washington (hereinafter called the "CITY") and Consejo Counseling and Referral Service (hereinafter called "CONTRACTOR").

WHEREAS effective January 1, 2019, CITY and CONTRACTOR entered into a Contract ("Contract") for services found in Exhibit A-1, and A-2, and

WHEREAS the CITY and CONTRACTOR desire to amend the Contract in order to add the Violence Reduction Program (Exhibit A-3), and to correspondingly increase the compensation authorized under the Contract in the amount of \$76,250.90 for a new not to exceed amount of \$523,399.90.

NOW, THEREFORE, in consideration of the mutual promises and obligations hereinafter set forth, the parties agree as follows:

1. The Scope of Work, shown in Exhibit "A-3" is hereby added to the existing contract to provide a comprehensive anti-gang approach that adapts to the impact of COVID-19 and necessary social distancing requirements, and develop comprehensive plan of programs, strategies, and policies that reduce gang involvement of Tacoma Youth.
2. The sum authorized for services under the Contract is hereby increased by **\$76,250.90** from \$447,149.00 to **\$523,399.90**.
3. All other terms of the Contract, together with all Exhibits, are hereby ratified and shall remain in full force and effect, unaltered by this Amendment.

Should this Amendment be executed after the Effective Date noted above, all terms and conditions herein shall operate retroactively to Effective Date.

IN WITNESS WHEREOF, the Parties hereto have accepted and executed this Amendment, as of the Effective Date stated above, which shall be Effective Date for bonding purposes as applicable. The undersigned Contractor representative, by signature below, represents and warrants they are duly authorized to execute this legally binding Amendment for and on behalf of Contractor.

CITY OF TACOMA:

CONTRACTOR:

By:

By:

(City of Tacoma use only - blank lines are intentional)

Director of Finance: _____

City Attorney (approved as to form): _____

Approved By: _____

Approved By: _____

Approved By: _____

Approved By: _____

Approved By: _____

Approved By: _____

Approved By: _____

Approved By: _____

The following is optional language that may be used for exhibits, if applicable. All of the following is open text that may be edited. EXHIBIT A-3

**SCOPE OF WORK
2020 Department of Justice Funding**

**CONSEJO COUNSELING AND REFERRAL SERVICES
Violence Reduction Program**

Consejo Counseling and Referral provides a continuum of behavioral health, substance abuse, and domestic violence services including prevention, treatment, and housing to individuals and families across Washington utilizing an interdependent treatment model so clients experience acceptance, emotional security, and developmental growth while learning new skills to improve the quality of their lives. The Agency's service delivery model empowers clients to participate in their communities at their highest level of functioning.

Funding from this contract will cover:

- Services to maintain compliance with the Center of Disease Control and Prevention (CDC) and the Governor's "Stay Safe, Stay Healthy" guidelines.
 - Provide culturally responsive case management, outreach, mentorship, connection to mental health and substance use treatment, skill building, community action work, and advocacy in response to COVID-19.
 - Virtual meetings, cultural responsiveness targeting individuals under 30 years of age thru various tele-health and virtual confidential portals (using Doxy.me, Zoom, and other similar tools as well as social media and radio outreach efforts).
 - Provide direct response to COVID-19, by providing virtual counseling that will engage youth and young adults who may be experiencing increased mental health concerns related to impacts from pandemic, such as financial hardship, violence, and loneliness or isolation.
 - Risk-focused secondary prevention and intervention programming for youth with multiple risk factors for gang involvement during years when critical decisions are being made about joining a gang
 - Family/friends involved in gangs
 - Anti-social beliefs
 - Anti-social/pre-delinquent behavior
 - Negative life events
 - Disrupted family structures
 - Substance use issues
 - In need of socio/emotional support
 - Recurrent school behavioral issues/suspensions
 - Provide intervention services, with the primary goal of reducing youth and young adult violence, to youth and young adults who are risk of involvement in criminal activity. Services will be individualized, intensive, comprehensive and measurable, and will include:
 - Employment readiness and placement
 - Alternative education/GED connection
 - Transportation assistance
 - Mental health/substance use treatment connection

- Victim assistance connection
 - Direct connection to services and relevant resources rather than referrals
 - Health and Safety: Encourage Youth and Young Adults to continue shelter in place for clients who are experiencing above symptoms of COVID-19 and contact their Primary Care Physician (PCP) office or medical providers immediately.
 - Utilize motivational interviewing, harm reduction, and trauma informed practices to provide young people with assistance navigating the social service, court, immigration, housing, health, and employment, training, and education systems to address their basic needs
 - Develop an assessment to identify each youth's progress in the program.
 - Recruit through word of mouth and referrals from established relationships with schools, probation officers, juvenile detention, the Public Defenders Association, other service providers, community members, and families.
 - Bicultural/bilingual staff's sensitivity to cultural nuances builds trust and plays a vital part in young people feeling comfortable articulating their needs, accessing services, and determining a long-term plan for healing and self-sufficiency.
 - Encourage participants to take on leadership roles, mentor younger participants, and give back through service projects. Giving back will contribute to their healing, personal growth, and employability. Service projects will vary depending on participants' interests and may include the following:
 - History Tell video production, an eight to 12-week project, will capture stories of participants' journeys by sharing their background, culture, community, and healing in a video presentation event.
 - Therapists who will work to promote healing and create a safe environment through an organic therapeutic working relationship will provide behavioral health services.
 - Respond to immediate crisis; support long-term trauma healing; develop a sense of identity, family of origin, positive cultural identity, and self-worth; improve emotional management; and increase decision-making abilities. This internal awareness, healing, and growth is critical to allow individuals to heal from the harm experienced by community violence/gang involvement and to become stronger personal advocates.
- Reestablish, coordinate and facilitate monthly Multidisciplinary Team (MDiT) meeting located at Consejo's location or virtual)
 - Conduct outreach and invite key community partners and stakeholders who work with the target populations and/or reside in the target area(s) to participate in the MDiT and provide resources and services to reduce violence.
 - MDiT will use a team-based approach to ensure that all agencies are working with a common goal and shared strategies for each program youth to reduce violence and the spread of COVID-19.
 - Maintain and establish confidentiality agreements with key community leaders that participate in the MDiT, youth and young adults, and family members involved in the program.
 - Attend, participate and report program to the City of Tacoma Youth and Youth Adult Violence Reduction Executive Steering Committee.

Job Descriptions:

Violence Prevention Case Manager will be responsible for the management of the daily activity. Will work with pre-established MDiT of agencies to consult and set up plans for program participants to have better access to services. Will develop service plans with client set goals to support them in making positive life changes and assist them in getting their goals achieved.

- Conduct telephone screening for client referrals for Mental Health & Substance Use Disorder (MHSUD) programs if they are in need of those services.
- Handle crises as they arise during screening or via incoming telephone calls received from the public during business hours. By providing trauma informed care, connecting to services, de-escalation, and mental health services.
- Maintain cooperative working relationship with agency staff, community and social and health services agencies that are on the COT Violence Reeducation Team and in the surrounding community.

Location of service delivery: _

Consejo's Tacoma Office (5915 South Orchard Street, Tacoma, Washington 98467); Virtual, Outreach: Varies; targeted neighborhoods identified by the Tacoma Youth and Young Adult Violence Reduction Executive Steering Committee, partnering locations local high schools, middle schools, juvenile court, and REACH center.

Dates of service:

June 29, 2020 – December 31, 2020

Time(s) of service:

Varies

Target group:

- (1) City of Tacoma residents only with this funding
- (2) Youth and Young Adults under the age of 30 in targeted neighborhood (West of the Mall, Eastside, and Hilltop)
- (3) Gang involved (primary) or
- (4) Associated with known Gang Members (secondary)
- (5) Living outside of City of Tacoma limits, but actively involved in criminal activity inside City of Tacoma limit (verified by Tacoma Police Department, or current arrest records)

Program Outputs

Annual Output Goals	2020
Total unduplicated number of Tacoma residents served	40
Service-related outputs (Reported based on a duplicated count of actual services provided each month)	
Service-related Output 1 Hours of direct services provided (40 hours x 24 weeks: virtual/direct with youth (i.e. outreach, individualize service plan support) and engagement (i.e. training, meetings with other agencies , MDiT meetings)	960
Service-related Output 2 (if applicable)	40

Number of individualized service plans created	
Participants will be educated on COVID-19 prevention and intervention practices.	40

Outcomes

Performance Measures Outcomes	2020
Percentage of participants served with an increase of sense of personal value and responsibility. Tool: Survey	<u>Track</u>
Percentage of participants served with improved relationships and a reduction of recidivism and violent behavior. Tool: Survey	<u>Track</u>
Percentage of participants served that increased use of community resources and increased confidence to make change. Tool: Survey	<u>Track</u>

Data Reporting

Contractor agrees to submit the following data into the City's database(s), or via the City's provided form(s), per the following schedule:

Monthly Activity Report	Monthly
Client Demographic Data	Monthly
Performance Measures	Quarterly

All data must be submitted by the 15th of the month for the previous month (or quarter) of service.

Diversity, Equity, and Inclusion (DEI)

The City's Neighborhood & Community Services Department will work with funded partners to assess, operationalize, and institutionalize diversity, equity, and inclusionary practices across all City-funded services. Agencies will develop equity goals, build the skill, will, and capacity to address and impact DEI.

Agencies will have the following avenues to engage in NCS' 2020 DEI Ecosystem. The CONTRACTOR will select ONE of the following options:

- **Option 1: Learning Labs** – CONTRACTOR will have the opportunity to self-select into one of four cohorts (data and evaluation; policies and procedures; partnerships meets; and inclusion meets) designed to discuss and implement practices specifically to diversity, equity, and inclusion and the reduction of disparate social outcomes.

- **Option 2: Independent Study** – CONTRACTOR will work internally or collaboratively, but independently (without NCS support), on their DEI-focused goal and plan development, to understand and address local disparities and institutional barriers.
- **Option 3: Trainings** – CONTRACTOR will have the opportunity to participate in three offered trainings (Accountability, Characteristics of White/Dominant Culture, and Cross-cultural Partnerships)
- **Open to all: One-on-One Technical Assistance** is available monthly, upon request, to all CONTRACTORS and can be paired with Learning Lab Cohort, Independent Study, or Training options.

Cost Reimbursement

Contract payment is on a cost reimbursement basis. The program will be reimbursed for costs incurred during the contract period, to the extent that these costs fit within budgeted line items prescribed in the Budget table below. Reimbursement requests (Exhibit B) may be submitted to the CITY after allowable costs have been incurred. Back-up documentation (including Payroll Verification Form) is necessary when requesting reimbursement in order to verify program expenses.

Billing Submission

Billings must be submitted via the SAP Ariba system by the 15th of the month for the previous month of service. If a billing is incomplete or includes inaccurate information, programs will be expected to submit a revised billing within one week of receiving notice of error(s).

Budget (Expenses charged to this contract)

Projected Budget	June 29, 2020- December 31, 2020
Personnel	
Violence Prevention Case Manager	\$46,041.12
Fringe Benefits (Medical, dental, pension, all employee benefits)	\$12,010.32
Other Employee Benefits (Union contract, Paid training, Paid days off)	\$184.16
Non-personnel	
Office Supplies (paper, ink, charts, etc.)	\$350.00
Operating Supplies (personal protective equipment, sanitary supplies)	\$700.00
Data Processing (data bookkeeping)	\$468.42
Other Professional Services (electronic health records, licensing, software, IT, background check)	\$583.33
Telephone	\$420.00
Automobile Expense	\$1,458.33
Advertising	\$729.17
Printing & Duplicating	\$729.17
Insurance	\$262.50
Public Utilities Services	\$350.00
Repair & Maintenance	\$350.00

Rental Equipment	\$408.33
Other Miscellaneous (mobile desktop, and laptop)	\$1,458.33
Administrative Costs/Indirect Costs (Not to exceed 10% of Personnel costs)	\$9,747.72
Total	\$76,250.90



City of Tacoma

City Manager Action Memorandum

TO: Elizabeth Pauli, City Manager
FROM: Brian Boudet, Acting Director, Planning and Development Services
 Stephen Atkinson, Principal Planner, Planning and Development Services
COPY: City Manager, City Council, City Clerk, EIC Coordinator, LEAP Coordinator, and
 Seth Hartz, Finance/Purchasing
SUBJECT: **Tideflats Subarea Plan**
 Request for Proposal Specification No. PL19-0288F, Contract No. CW2233677
DATE: June 23, 2020

Pursuant to the City of Tacoma March 12, 2020, state of emergency proclamation in response to COVID-19, made in accordance with Tacoma Municipal Code Chapter 1.10., contract awards for purchases must be approved by the City Manager or designee.

RECOMMENDATION SUMMARY:

Planning and Development Services recommends a contract be awarded to Berk Consulting, Inc., Seattle, WA., in the amount of \$1,035,289, plus applicable taxes, for an initial contract term of two (2) years with the option to renew for three (3) additional 1-year terms for development of the Tideflats Subarea Plan and SEPA Planned Action Environmental Impact Statement.

STRATEGIC POLICY PRIORITY:

The Tideflats Subarea Plan and SEPA Planned Action EIS will enable a more coordinated approach to development, environmental review, and strategic capital investments in the Port of Tacoma Manufacturing and Industrial Center. Completion of the Subarea Plan will also support ongoing eligibility and prioritization of State and regional transportation fundings. As such, the Subarea Plan is closely aligned with the following Strategic Policy Priorities:

- Strengthen and support a safe city with healthy residents.
- Foster a vibrant and diverse economy with good jobs for all Tacoma residents.
- Assure outstanding stewardship of the natural and built environment.
- Encourage and promote an efficient and effective government, which is fiscally sustainable and guided by engaged residents.

BACKGROUND:

Subarea planning allows for the establishment of a shared, long-term vision, and a more coordinated approach to development, environmental review and protection, and strategic capital investments in a focused area. Completion of a subarea plan will support the ongoing eligibility for and prioritization of transportation funding in the Port of Tacoma Manufacturing and Industrial Center, and a well developed plan for the Tideflats will provide great regional benefit.

In addition, subarea planning meets the requirements of the State Growth Management Act which mandates that local comprehensive plans comply with VISION 2040, and directs local jurisdictions having one or more regionally designated centers to prepare a subarea plan for each.



City of Tacoma

In recognition that the Tacoma Tideflats and adjacent areas are of great significance to Tacoma, the Puyallup Tribe, the Port of Tacoma, Pierce County, Fife, and the entire region and State for reasons of heritage, environment, economics, employment, and the preservation, protection and enhancement of natural and cultural resources, the City Council approved an intergovernmental agreement with the Port of Tacoma and Puyallup Tribe, establishing a joint planning process and funding strategy to undertake the Subarea Plan. This recommended contract is one of the milestones recognized within the joint, intergovernmental work plan.

ISSUE: The Subarea Plan, at a minimum, will address requirements under Washington State law to include State Environmental Policy Act (SEPA) environmental review, Growth Management Act (GMA), Shoreline Management Act (SMA), the Puyallup Land Claims Settlement, the Container Port Element and elements for certification of a Manufacturing and Industrial Center (MIC) by the Puget Sound Regional Council (PRSC). The following non-exclusive list of elements represent the required checklist as well as issues identified by the participating governments:

Plan Concept or Vision	<ul style="list-style-type: none"> • Preservation of industrial land base • Economic role of the Manufacturing and Industrial Center • Relationship to Comprehensive Plan • Relationship to adjacent areas
Environment	<ul style="list-style-type: none"> • Protection of sensitive areas • Stormwater management • Air pollution and greenhouse gas emissions • Contaminated soils • Environmental risks and hazard areas, including sea level rise • Opportunities for proactive environmental remediation
Land Use	<ul style="list-style-type: none"> • Employment growth targets • Description of appropriate industrial and manufacturing uses • Incompatible land uses • Buffers for industrial uses and appropriate transitions • Mitigation of aesthetic impacts
Economy	<ul style="list-style-type: none"> • Economic development and growth strategies • Maintain and expand family wage jobs • Key sectors and industry clusters



City of Tacoma

Public Services and Facilities	<ul style="list-style-type: none"> • Capital plans and investments to meet targeted employment growth • Safety and Emergency Response
Transportation	<ul style="list-style-type: none"> • Freight movement • Employee commuting • Transit and mode splits • Priority projects • Financing strategy • Design standards
Implementation Actions	<ul style="list-style-type: none"> • Zoning and Code Amendments • Programs • Funding Strategies • Other

ALTERNATIVES:

The Subarea Planning process will develop alternative growth and development scenarios for the Tideflats for consideration by the City Council.

COMPETITIVE SOLICITATION:

Request for Proposal Specification No. PL19-0288F was opened August 20, 2019. Three companies were invited to bid in addition to normal advertising of the project. Two submittals were received. Both firms were invited to interview. The process was conducted as part of an Intergovernmental Agreement between the City of Tacoma, Port of Tacoma, Puyallup Tribe of Indians, City of Fife, and Pierce County but in accordance with City of Tacoma purchasing and contracting procedures. The selection panel consisted of the lead staff persons for each of the participating government partners. The intergovernmental Steering Committee, comprised of elected representatives from each government partner, reviewed the methodology and scoring criteria utilized by the selection panel and forwarded a recommendation to the City Council concurring with the staff recommendation to award the contract to Berk Consulting, Inc.

<u>Respondent</u>	<u>Location</u>	<u>Score</u>
Berk Consulting, Inc.	<i>Seattle, WA</i>	75.0
VIA Architecture	<i>Seattle, WA</i>	65.2



City of Tacoma

FISCAL IMPACT:**EXPENDITURES:**

FUND NUMBER & FUND NAME *	COST OBJECT (CC/WBS/ORDER)	COST ELEMENT	TOTAL AMOUNT
Planning and Development Services – General Fund	80023297		\$1,035,289
TOTAL			Up to \$1,035,289

* General Fund: Include Department

REVENUES:

FUNDING SOURCE	COST OBJECT (CC/WBS/ORDER)	COST ELEMENT	TOTAL AMOUNT
Puyallup Tribe of Indians	80023297		\$173,000
Port of Tacoma	80023297		\$431,000
TOTAL			

FISCAL IMPACT TO CURRENT BIENNIAL BUDGET: \$400,000**ARE THE EXPENDITURES AND REVENUES PLANNED AND BUDGETED? YES****APPROVED**

DocuSigned by:

 32F840585F1B401...

City Manager (or delegee)

DS
PB

DS
KJ

DS
AC



MEETINGS FOR THE WEEK OF JULY 6, 2020 THROUGH JULY 10, 2020

TIME	MEETING	LOCATION
MONDAY, JULY 6, 2020		
NO MEETINGS SCHEDULED		
TUESDAY, JULY 7, 2020		
9:00 AM	Hearing Examiner's Hearing *	Please check cityoftacoma.org/hearingexaminer for more information
9:00 AM	Police Pension/Disability Board – CANCELLED	
10:00 AM	Government Performance and Finance Committee	Telephonic: Dial 253-215-8782 Meeting ID: 842 4952 6146 Password: 151511
11:00 AM	Bid Opening – CANCELLED	
NOON	City Council Study Session	Telephonic: Dial 253-215-8782 Meeting ID: 848 0943 8889
5:00 PM	City Council Meeting	Join Zoom Meeting at: https://zoom.us/j/89027150863 Telephonic: Dial 253-215-8782 Meeting ID: 890 2715 0863
WEDNESDAY, JULY 8, 2020		
9:00 AM	Contracts & Awards Board ** – CANCELLED	
10:00 AM	Mayor's Youth Commission – CANCELLED	
3:00 PM	Public Utility Board Study Session – CANCELLED	
3:00 PM	Public Utility Board – SPECIAL MEETING	Join Zoom Meeting at: https://zoom.us/j/98055938999 Telephonic: Dial 253-215-8782 Meeting ID: 980 5593 8999
3:00 PM	Tacoma-Pierce County Board of Health	Please check tpchd.com for more information
5:30 PM	Landmarks Preservation Commission	Join Zoom Meeting at: https://zoom.us/j/82680352631 Telephonic: Dial 253-215-8782 Meeting ID: 826 8035 2631
6:00 PM	Human Services Commission – CANCELLED	
6:30 PM	Board of Ethics – CANCELLED	
6:30 PM	Public Utility Board – CANCELLED	
THURSDAY, JULY 9, 2020		
9:00 AM	Hearing Examiner's Hearing *	Please check cityoftacoma.org/hearingexaminer for more information
10:00 AM	Fire Pension/Disability Board – CANCELLED	
4:30 PM	Community Vitality and Safety Committee – CANCELLED	
6:30 PM	Human Rights Commission – SPECIAL MEETING	Join Zoom Meeting at: https://zoom.us/j/7509447078 Meeting ID: 750 944 7078 Password: 7UST9F
FRIDAY, JULY 10, 2020		
8:00 AM	Joint Municipal Action Committee	Join Zoom Meeting at: https://zoom.us/j/84064886981 Telephonic: Dial 253-245-8782 Meeting ID: 840 6488 6981
NOON	Housing Authority of the City of Tacoma Board of Commissioners	Please check tacomahousing.net for more information



Meeting sites are accessible to people with disabilities. People with disabilities requiring special accommodations should contact the appropriate department(s) 48 hours prior to the meeting time.

* Hearing Examiner's Hearings and Local Improvement District Meetings meet on an as-needed basis. Please contact the Hearing Examiner's Office at (253) 591-5195 to confirm whether a meeting will be held this week. Hearings may be held at various times throughout the day.

** The Contracts & Awards Board (C&A Board) *may* meet weekly on Wednesdays *if* there is regular business to conduct. Updated meeting information and agendas are posted by Tuesday of each week on the City of Tacoma Purchasing website at: www.tacomapurchasing.org. Please check this website to confirm whether a C&A Board meeting will actually be held this week.

**City of Tacoma 2020
City Council Forecast Schedule**

Date	Meeting	Subject	Department	Background
July 7, 2020	City Council Study Session dial-in, Noon	Follow Up on Body Worn Cameras	CMO	The presentation will provide City Council with progress updates as a result of the guidance received during the June 22nd Study Session on the same topic.
		Proposed NWDC Resolution		Council discussion on proposed resolution regarding the ICE Processing Center and COIV-19
		Systems Transformation, focusing on policing		Council discussion of timeline and community outreach for initial steps of systems transformation, focused on policing"
	City Council Meeting (zoom conference, 5:00 PM)			
July 14, 2020	City Council Study Session (dial in, Noon)	Department of Ecology	Dept. of Ecology Employee	Brief Council on their general permit process
	City Council Meeting (TMB Zoom conference, 5:00 PM)			
July 21, 2020	City Council Study Session (dial in, Noon)			
	City Council Meeting (zoom conference, 5:00 PM)			
July 28, 2020	City Council Study Session (dial in, Noon)			
	City Council Meeting (zoom conference, 5:00 PM)			

Community Vitality and Safety			
Committee Members: Blocker (Chair), Beale, Hines, Ushka, Alternate-Hunter Executive Liaison: Linda Stewart; Staff Support - Bucoda Warren		2nd and 4th Thursdays 4:30 p.m. Room 248	CBC Assignments: • Citizen Police Advisory Committee • Human Services Commission • Human Rights Commission • Housing Authority • Commission on Disabilities • Library Board • Tacoma Community Redevelopment Authority
	Topic	Presenters	Description
Future			
July 9, 2020	Cancelled		
July 23, 2020	Cancelled		

<i>Economic Development Committee</i>			
Committee Members: Thoms (chair), Blocker, McCarthy, Ushka, Alternate-Beale Executive Liaison: Tadd Wille; Staff Support - Lynda Foster		2nd, 4th, and 5th Tuesdays 10:00 a.m. Room 248	CBC Assignments: •Tacoma Arts Commission •Greater Tacoma Regional Convention Center Public Facilities District •Foss Waterway •City Events and Recognition Committee •Tacoma Creates Advisory Board
	Topic	Presenters	Description
Future			
July 14, 2020			
July 28, 2020			

Government Performance and Finance Committee			
Committee Members: Hines, Hunter (chair), Thoms (vice chair), and Walker Alternate - Blocker Executive Liaison: Andy Cherullo; Staff Support - Latasha Ware		1st and 3rd Tuesday 10 a.m. Room 248	CBC Assignments: •Public Utility Board •Board of Ethics •Audit Advisory Board •Civil Service Board
	Topic	Presenters	Description
Future			
July 7, 2020	Environmental Services 2021-2022 Rate Plan	Mike Slevin, Director, Environmental Services	
July 21, 2020	Cancelled		

Infrastructure, Planning and Sustainability Committee

Committee Members: McCarthy (Chair), Beale (Vice Chair), Hunter, & Walker; Alternate-Ushka Executive Liaison: Mike Slevin; Coordinator: Claire Goodwin & Bucoda Warren (July 20-November 13)		1st and 3rd Wednesdays; Beginning in June 2020, 2nd and 4th Wednesdays 4:30pm Room 248	CBC Assignments: •Sustainable Tacoma Commission •Planning Commission •Landmarks Preservation Commission •Board of Building Appeals •Transportation Commission
	Topic	Presenters	Description
Future			
July 8, 2020	<i>Cancelled</i>		
July 22, 2020 Special Meeting	Transportation Improvement Plan	Jennifer Kammerzell, Principal Engineer, Public Works; Nick Anderson, Office of Management and Budget	Public Works Staff will present the draft Six Year Transportation Improvement Program Amended 2020 and 2021-2026 (draft program). The Revised Code of Washington requires each city and town prepare and adopt a comprehensive transportation program for the ensuing six calendar years through a public hearing process.