



WEEKLY REPORT TO THE CITY COUNCIL

November 5, 2020

Members of the City Council
City of Tacoma, Washington

Dear Mayor and Council Members:

ITEMS OF INTEREST

1. Assistant to the City Manager Anita Gallagher provides the **attached Federal Lobbying contract memo** which outlines how much the City of Tacoma has spent for federal lobbying services in the past several years and how much federal funding the City of Tacoma has received.
2. Public Works Director Kurtis Kingsolver provides the **attached award letter from the Puget Sound Regional Council awarding the City of Tacoma \$5,648,133 to fund Public Work's projects** including the Water Flume Line Trail 3 and Portland Avenue pavement preservation projects.
3. Environmental Services Director Mike Slevin provides the **attached Recycle Reset project update**.
4. Please see the **attached Tacoma Public Utility Board agenda** for a special meeting being held Friday, November 6, 2020.
5. Chief Don Ramsdell provides the **attached Weekly Crime Report**.
6. Please see the attached City of Tacoma **Weekly Meeting Schedule**.

STUDY SESSION/WORK SESSION

7. The **City Council Study Session** of Tuesday, November 10, 2020, will be conducted through Zoom conference. The public can watch the meeting at: tvtacoma.com. Discussion items will include: (1) **Proposed Budget Updates 2021-2022**; (2) **At Home in Tacoma Project Updates**; (3) **Systems Transformation**; (4) **Other items of Interest**; (5) **Committee Reports**; (6) **Agenda Review and City Manager's Weekly Report**.

At Tuesday's Study Session, staff will provide **brief updates on items related to the 2021-2022 Proposed Budget**.

On our second agenda item, staff from Planning and Development Services and Media and Communications Department **will present the City Council with options to modify Tacoma's housing growth strategy and zoning to allow a broader range of housing types in Tacoma's predominately single-family neighborhoods**.

On our last agenda item, City Manager Elizabeth Pauli will be giving an **update on Systems Transformation**.

8. The updated **Tentative City Council Forecast and Consolidated Standing Committee Calendars** are attached for your information.

MARK YOUR CALENDARS

9. There are no new events at this time.

Sincerely,



Elizabeth Pauli
City Manager

EAP:ram



CITY OF TACOMA

OFFICE OF THE CITY MANAGER

MEMORANDUM

TO: Mayor Woodards and City Council

FROM: Anita Gallagher, Assistant to the City Manager

SUBJECT: Federal Advocacy Contract

DATE: November 5, 2020

Council Member Lillian Hunter requested information on how much the City has spent for federal lobbying services in the past several years and how much federal funding we have received. The City of Tacoma has legislative advocacy needs in order to accomplish our policy and funding objectives at higher levels of government. At the federal level, this typically takes the form of advocacy on national policy regarding housing programs, immigrant detention, infrastructure funding, and more recently, funding to support local governments and special taxing districts during the COVID-19 pandemic. In order to effectively elevate our needs and concerns to members of Congress and the Presidential Administration, the City contracts with a lobbying firm based in Washington, D.C. to ensure that we are well-represented on the ground where crucial decisions are made.

Expenditures and Federal Funding Received

For the most recent two biennia (2017-2018 and 2019-2020), the total contracted amount for professional services provided by Simon and Company was \$293,936, an average \$73,484 per calendar year. Our contracts for services have also included a \$10,000 contingency amount for reimbursable expenses, such as transportation and printing costs incurred during mayoral and Council visits to Washington, D.C. During the six-year period beginning in January of 2015 through October of 2020, the federal government obligated \$125,630,679 for the City of Tacoma, either through direct grants or sub-awards from state agencies, such as the Washington State Department of Transportation, for projects and initiatives in Tacoma. This includes the \$4.6 million that the City received from provisions of the *CARES Act* this year.

The majority of federal funding that the City receives comes from three federal agencies: Department of Housing and Urban Development, Department of Justice, and Department of Commerce. These grants are crucial to the City's housing, public safety, and economic development efforts. Please see the table on the following page for a detailed breakdown of the grant awards by agency.



CITY OF TACOMA

OFFICE OF THE CITY MANAGER

MEMORANDUM

U.S. Department of Housing and Urban Development							
Program		FY 2020	FY 2019	FY 2018	FY 2017	FY 2016	FY 2015
Community Development Block Grants (CDBG)		\$2,528,421	\$2,506,226	\$2,460,156	\$2,242,344	\$2,247,997	\$2,234,649
CDBG - COVID-19 Supplemental, Round 1		\$1,487,278					
CDBG - COVID-19 Supplemental, Round 3		\$1,372,676					
Emergency Solutions Grants (ESG)		\$220,216	\$208,750	\$201,861	\$202,381	\$201,163	\$199,158
ESG - COVID-19 Supplemental, Round 1		\$759,366					
ESG - COVID-19 Supplemental, Round 2		\$2,809,518					
HOME Investment Partnership Program		\$1,446,351	\$1,349,770	\$1,391,912	\$964,831	\$998,098	\$943,877
		\$10,623,826	\$4,064,746	\$4,053,929	\$3,409,556	\$3,447,258	\$3,377,684
Source	HUD Exchange						
U.S. Department of Justice							
Program		FY 2020	FY 2019	FY 2018	FY 2017	FY 2016	FY 2015
Edward Byrne Memorial Justice Assistance Grant		\$268,680	\$290,738	\$295,299	\$284,308	\$287,469	\$256,781
Byrne-JAG COVID-19 Supplemental		\$565,270					
Youth Gang Prevention							\$240,953
Public Safety Partnership and Community Policing Grants						(\$196,586)	
		\$833,950	\$290,738	\$295,299	\$284,308	\$90,883	\$497,734
Source	OJP						
U.S. Department of Commerce							
Program		FY 2020	FY 2019	FY 2018	FY 2017	FY 2016	FY 2015
MBDA Business Center		\$304,525	\$304,525	\$304,525	\$304,525	\$304,525	
MBDA COVID-19 Supplemental		\$518,521					
EDA COVID-19 Supplemental		\$1,287,000					
		\$2,110,046	\$304,525	\$304,525	\$304,525	\$304,525	\$0
Source	USA Spending						
Environmental Protection Agency							
Program		FY 2020	FY 2019	FY 2018	FY 2017	FY 2016	FY 2015
Diesel Emission Reduction Act (DERA) National Grants			\$542,684				
Environmental Workforce Development Job Training						\$200,000	
		\$ -	\$ 542,684	\$ -	\$ -	\$ 200,000	\$ -
Source	EPA						
U.S. Department of Homeland Security							
Program		FY 2020	FY 2019	FY 2018	FY 2017	FY 2016	FY 2015
Port Security Grant Program				\$162,698			
		\$ -	\$ -	\$ 162,698	\$ -	\$ -	\$ -
Source	USA Spending						
National Endowment for the Arts							
Program		FY 2020	FY 2019	FY 2018	FY 2017	FY 2016	FY 2015
Promotion of the Arts Grants to Organizations and Individual					\$ 40,000	\$ 50,000	\$25,000
		\$ -	\$ -	\$ -	\$ 40,000	\$ 50,000	\$ 25,000
Source	USA Spending						
U.S. Department of Transportation							
Program		FY 2020	FY 2019	FY 2018	FY 2017	FY 2016	FY 2015
National Infrastructure Investments (Tacoma LINK)					\$ 15,000,000		
Federal Transit Capital Investment Grants (Tacoma LINK)				\$ 75,000,000			
Motor Carrier Safety Assistance - High Priority Activities					\$ 12,240		
		\$ -	\$ -	\$ 75,000,000	\$ 15,012,240	\$ -	\$ -
Source	USA Spending						
Totals							
		FY 2020	FY 2019	FY 2018	FY 2017	FY 2016	FY 2015
		\$ 13,567,822	\$ 5,202,693	\$ 79,816,451	\$ 19,050,629	\$ 4,092,666	\$ 3,900,418



CITY OF TACOMA OFFICE OF THE CITY MANAGER MEMORANDUM

Services Provided by Simon and Company

Simon & Company assists the Government Relations Office with developing recommendations on federal priorities and provides all of the traditional lobbying services such as coordinating meetings with the congressional delegation, advocacy letters, and identifying grant opportunities that the City should pursue. In addition to these routine duties, the Simon & Company team provides other supportive services to the City. These include:

- Support for Mayor Woodards at the federal level: Coordinating the Mayor's itinerary for trips to Washington, D.C. in connection with the U.S. Conference of Mayors, serving as the primary point of contact and providing talking points and logistical preparation for speaking engagements and meetings. As Vice Chair of the Women Mayors Leadership Alliance, Mayor Woodards represents the City in many national-level events. In 2020, these included the "When All Women Vote" virtual civic engagement event hosted by former Obama administration advisor Valerie Jarrett, and the launch of the Civic Cities initiative hosted by Ms. Jarrett and former First Lady Michelle Obama. These supportive services are utilized throughout the year whenever needed.
- Support for City Council Members at the federal level: Coordinating itineraries for City Council Members for visits to Washington, D.C. and other locations in accordance with National League of Cities convenings, including scheduling and preparation materials for meetings.
- Liaison to federal agencies and the Administration: Simon & Company staff have established points of contact and relationships with federal agencies and can access those on demand when the City requires coordination or needs to gather information from the federal government. For example, in January of 2020, Simon & Company coordinated a meeting with a high-level official in Immigration and Customs Enforcement for Mayor Woodards to coincide with her scheduled trip to Washington, D.C. This meeting provided an avenue to express the City's concern for health and wellbeing of detainees at the Northwest ICE Processing Center and to identify ways to improve communication between the agency and City staff.

The firm also represents Metro Parks Tacoma, Tacoma Public Schools, Pierce Transit, and the Washington State Transit Association, which has allowed for strong coordination and synergy of efforts.



Puget Sound Regional Council

1011 WESTERN AVENUE, SUITE 500 \\\ SEATTLE, WA 98104-1035 \\\ psrc.org \\\ 206-464-7090

October 29, 2020

The Honorable Victoria Woodards
City of Tacoma
747 Market Street, 12t Floor
Tacoma, WA 98402

Dear Mayor Woodards:

Congratulations! I'm pleased to let you know that the City of Tacoma is receiving \$5,648,133 in PSRC funding for the following project(s):

PROJECT	AWARD AMOUNT	FUNDING SOURCE	FUNDING DEADLINE
E Portland Ave (64-72) Overlay	\$57,642	FHWA	June 1, 2023
Water Ditch Trail Phase IIIA	\$2,273,631	FHWA	June 1, 2023
Water Ditch Trail Phase IIIB	\$3,316,860	FHWA	June 1, 2024

The PSRC Executive Board voted in October to award federal funds to priority projects that will improve local and regional mobility. Final approval by the Governor and federal funding agencies is expected in early 2021.

The projects are part of a \$ 4.3 billion Regional Transportation Improvement Program for 2021-2024. This program includes transit expansion and maintenance projects, state highway improvements, bicycle and pedestrian facilities, and investments in city and county roads.

Your project(s) performed well in PSRC's merit-based project selection process, which identifies priority projects that will improve local and regional mobility and help achieve our long-range Regional Transportation Plan. Kudos to you and your staff for securing this funding.

I also wanted to acknowledge the difficult times we're all living through and thank you and your team for continuing to provide essential services to your community and keep everyone safe during this public health emergency. I look forward to continuing to partner with you on efforts to help the region recover and thrive for the long term.

Sincerely,

Josh Brown
Executive Director, Puget Sound Regional Council

cc: Peter Huffman, Planning & Development Services Director
Kurtis D. Kingsolver, P.E., Public Works Director/City Engineer



City of Tacoma

Memorandum

TO: Elizabeth A. Pauli, City Manager
FROM: Michael P. Slevin III, P.E., Environmental Services Director
COPY: City Council
SUBJECT: Update on Recycle Reset Project
DATE: November 4, 2020

M. P. Slevin III

On October 29, 2019, the Tacoma City Council adopted Ordinance 28623, which authorized a \$2.82 per customer per month surcharge starting January 1, 2020 to cover the increased cost of processing, marketing, and shipping of recyclable materials. In addition to covering the increased cost of processing and selling those materials, \$0.50 of the monthly surcharge was authorized to establish more funding for education and outreach to residential (single family home or duplex) customers. The funding generated through the surcharge to cover increased cost for processing, marketing, and shipping recyclables is set to be reexamined by December 31, 2022. The funding generated through the surcharge to support increased education and outreach is scheduled to sunset on December 31, 2023.

In addition to Ordinance 28623, City Council also unanimously approved Resolution 40461, which established the "Recycle Reset Project" as a special project and authorized the hiring of unbudgeted staff to support increased education and outreach. The Recycle Reset Project focuses on two main goals related to education and outreach which are:

1. Ensure that all residential customers are aware of the surcharge, changes to the recycling program, and updated information regarding accepted materials
2. Reduce contamination in the residential recycling stream

Recycling market update:

In the City of Tacoma's Year End Report, prepared by Waste Management/JMK Fibers' Senior Material Recovery Facility Manager, Mike Range, describes 2019 as "showing how fragile and volatile recycling markets are with China, Vietnam, Indonesia, and numerous other countries bowing out of the market." In addition to the volatile international markets, there has been increased international scrutiny on the environmental justice impacts of shipping recyclables and waste to countries that are not able to process these enormous amounts of materials, especially in regards to plastics. This has forced Waste Management/JMK Fibers and others to identify domestic markets for processing recyclables into new materials.

Currently, Waste Management/JMK Fibers is processing, marketing, and shipping materials almost entirely domestically in North America. The exception to this is with mixed paper, of which the majority is sold in Asia. Waste Management/JMK Fibers hopes to process completely domestically in the near future, but it takes time to develop the infrastructure necessary to process the large amount a mixed paper within Washington.

Recycling prices update:

Although there have been some modest upward trends in the market for some materials (e.g. Natural HDPE), most recyclable materials are still being sold at a loss. This is especially true for cardboard and mixed paper, which typically makes up over 75% of Tacoma's recycling stream. For comparison, please see Table 1 that compares the market prices per ton for materials from September 2019 to that of September 2020.

Material	Market Price/ Ton in Dollars (September 2019)	Tons Collected (September 2019)	Market Price/ Ton in Dollars (September 2020)	Tons Collected (September 2020)
Cardboard	(65.00)	194.10	(25.00)	166.45
Newspaper	(110.00)	293.15	(92.50)	251.40
Mixed Paper	(130.00)	674.26	(120.00)	578.22
Magazines	95.00	0.00	95.00	0.00
Aluminum Cans	540.00	18.76	510.00	16.09
PET	1.00	29.78	2.50	25.54
Natural HDPE	225.00	17.80	350.00	15.26
Mixed Plastics	(167.50)	25.76	(167.50)	22.09
Tin/Steel Cans	0.00	29.22	10.00	25.06
Plastic Film	(125.00)	24.92	(125.00)	21.37
Glass	(52.50)	13.49	(57.50)	11.56
Total Collected		1,348.51		1,156.44
Total Owed	(126,486.99)		(89,975.46)	

Table 1 identifies that although some materials have seen an increase in their market price, Solid Waste Management still owes \$89,975.46 to Waste Management/JMK Fibers for the processing, marketing, and shipping of materials for September 2020. Individual material costs fluctuate widely, so it is important to look at the costs of the entire mix of the materials. In September 2019 the City paid \$93.80 per ton as compared to \$77.80 per ton in September 2020, which is a difference of \$16 per ton. Although this is a step in the right direction, it is nowhere near the City's revenue of around \$100 per ton, prior to China implementing its National Sword policy in 2018. This policy banned the import of most paper and plastic recycled material to China, which had major impacts on the international recycling market as they were the largest imported of recyclables. China's policy change also included new more stringent contamination requirements for imported recyclables of less than 1 percent. China implemented this policy, currently known as Blue Sky, to address pollution issues.

Based on the 2019 Year End Report from Waste Management/JMK Fibers, they do not anticipate that these prices will dramatically increase anytime in the near future. In the report, Waste Management/JMK Fibers sees the main strategies in reducing inbound contamination to the processing facility as continued education and outreach to customers that encourages only placing accepted items in the recycling bin and emphasizing quality (empty, clean, and dry) over quantity.

Solid Waste Management recommendation:

Given the volatile markets, time and resources it takes to develop new domestic markets, the costs of processing cardboard and mixed paper, and the City's processor emphasizing increased education and outreach as the main strategy to reduce inbound contamination, Solid Waste Management recommends maintaining the Recycle Reset surcharge through at least the end of 2021.



SPECIAL MEETING NOTICE

**City of Tacoma
Public Utility Board
Friday, November 6, 2020
11:00 A.M.**

Notice is hereby given that a special meeting of the Tacoma Public Utility Board will be held on Friday, November 6, 2020 at 11:00 a.m.

*To comply with Governor Inslee's Proclamation 20-28, this meeting will not be conducted in-person and will have telephonic and virtual access for the public to attend.

Attendance and public comment for this meeting will be done virtually through Zoom at www.zoom.us/j/99909999529 or telephonically by dialing (253) 215-8782 and entering the meeting ID 999 0999 9529. This meeting will be broadcast on TV Tacoma and also [live streamed](#).

Written comments submitted to the Public Utility Board at utilityboard@cityoftacoma.org will be provided to the Board before the meeting if the comments are received by 10:00 a.m.

Call to Order

Roll Call

A. Comments by the Public

B. Unfinished Business

- B-1 Resolution U-11210 – Amend and revise Tacoma Municipal Code Chapter 12.06 regarding electric rates for two rate adjustments effective April 1, 2021 and April 1, 2022, except for the low-income senior and/or low-income disabled discount residential service rates which will be effective January 1, 2021 [Erin Erben, Asst. Power Section Mgr.].
- B-2 Amended Resolution U-11207 – Authorize new Tacoma Power rate category of New Large Load Service [Erin Erben, Asst. Power Section Mgr.].
- B-3 Resolution U-11213 – Amend and revise Tacoma Municipal Code Chapter 12.10 regarding water regulations and rates for two rate adjustments effective January 1, 2021 and January 1, 2022 [Jodi Collins, Asst. Water Division Mgr.].
- B-4 Motion 20-08 – The Department of Public Utilities 2021/2022 Budget, as submitted and filed with the Clerk of the Board, be accepted and approved and the City Council is requested to approve the same as provided by Section 4.12 of the Charter of the City of Tacoma [Jackie Flowers, Director of Utilities].

I. Comments of the Board

J. Adjournment



The City of Tacoma does not discriminate on the basis of disability in any of its programs, activities, or services. To request this information in an alternative format or to request a reasonable accommodation, please contact the TPU Board Office at utilityboard@cityoftacoma.org or 253-502-8201. TTY or speech to speech users please dial 711 to connect to Washington Relay services.



Citywide Weekly Briefing for 26 October 2020 to 01 November 2020

The data is not National Incident Based Reporting System (NIBRS) compliant. Do not compare the results with any report using that standard. The data is dynamic and is subject to change and/or revision. The number of distinct offenses listed on a report are counted. This does not represent reports or individuals. All data is compared to last year for the same number of days. Small numbers may cause large percent increases and decreases.

Offense Breakdown	7 Days		28 Days		Year to Date		7 Days	28 Days	YTD
	28-Oct-2019	26-Oct-2020	07-Oct-2019	05-Oct-2020	01-Jan-2019	01-Jan-2020			
	03-Nov-2019	01-Nov-2020	03-Nov-2019	01-Nov-2020	03-Nov-2019	01-Nov-2020			
Persons	82	55	312	274	3540	3156	32.9% ▼	12.2% ▼	10.8% ▼
Assault	76	54	275	263	3146	2871	28.9% ▼	4.4% ▼	8.7% ▼
Homicide (doesn't include Negligent/Justifiable)	0	0	1	0	17	21	0.0%	100.0% ▼	23.5% ▲
Kidnapping/Abduction	0	0	5	4	47	50	0.0%	20.0% ▼	6.4% ▲
Sex Offenses, Forcible	6	1	31	7	329	214	83.3% ▼	77.4% ▼	35.0% ▼
Property	389	332	1733	1574	18024	16668	14.7% ▼	9.2% ▼	7.5% ▼
Arson	1	3	4	9	76	115	200.0% ▲	125.0% ▲	51.3% ▲
Burglary/Breaking and Entering	17	31	100	173	1538	1631	82.4% ▲	73.0% ▲	6.0% ▲
Counterfeiting/Forgery	4	7	18	18	182	130	75.0% ▲	0.0%	28.6% ▼
Destruction/Damage/Vandalism of Property	117	98	549	493	5547	4822	16.2% ▼	10.2% ▼	13.1% ▼
Fraud	35	9	140	51	1574	693	74.3% ▼	63.6% ▼	56.0% ▼
Larceny/Theft	148	128	679	588	7063	6928	13.5% ▼	13.4% ▼	1.9% ▼
Motor Vehicle Theft	45	37	172	170	1346	1677	17.8% ▼	1.2% ▼	24.6% ▲
Robbery	15	7	38	40	376	364	53.3% ▼	5.3% ▲	3.2% ▼
Stolen Property	7	10	31	26	284	253	42.9% ▲	16.1% ▼	10.9% ▼
Society	11	7	80	34	1008	638	36.4% ▼	57.5% ▼	36.7% ▼
Drug/Narcotic	9	5	53	21	697	394	44.4% ▼	60.4% ▼	43.5% ▼
Pornography/Obscene Material	0	0	5	0	39	31	0.0%	100.0% ▼	20.5% ▼
Prostitution	0	0	0	0	24	5	0.0%	0.0%	79.2% ▼
Weapon Law Violations	2	2	22	13	248	208	0.0%	40.9% ▼	16.1% ▼
Citywide Totals	482	394	2125	1882	22572	20462	18.3% ▼	11.4% ▼	9.3% ▼

Last 7 Days

Notes:

- There was no Homicide offense during the last 7 days.
- 70.4% (38/54) of the Assaults were coded Simple Assault.
- There were 36 DV-related offenses.
- 72.2% (26/36) of the DV-related offenses were Persons.
- 48.1% (26/54) of the Assaults were DV-related.
- DV-related Offenses: 56 ▾ 36
- There were 3 Gang-Related offense(s) during the last 7 days.
- Theft from Motor Vehicle: 75 ▾ 59

Top 5 Locations - Compared to last year

- 4502 S Steele St: 11 ▾ 7
- 4219 S Steele St: 2 ↗ 6
- 4102 S 56th St: 0 ↗ 5
- 9820 Pacific Ave: 1 ↗ 4
- 1502 S Orchard St: 1 ↗ 4

Top 5 Offense Locations - Compared to last year

- Single Family Residence: 81 ▾ 57
- Street/Right Of Way: 69 ▾ 56
- Parking Lot: 100 ▾ 56
- Sporting Goods Store: 23 ▾ 21
- Drug Store: 13 ↗ 20



Sector 1 Weekly Briefing for 26 October 2020 to 01 November 2020

The data is not National Incident Based Reporting System (NIBRS) compliant. Do not compare the results with any report using that standard. The data is dynamic and is subject to change and/or revision. The number of distinct offenses listed on a report are counted. This does not represent reports or individuals. All data is compared to last year for the same number of days. Small numbers may cause large percent increases and decreases.

Offense Breakdown	7 Days		28 Days		Year to Date		7 Days	28 Days	YTD
	28-Oct-2019	26-Oct-2020	07-Oct-2019	05-Oct-2020	01-Jan-2019	01-Jan-2020			
	03-Nov-2019	01-Nov-2020	03-Nov-2019	01-Nov-2020	03-Nov-2019	01-Nov-2020			
Persons	23	14	85	59	886	808	39.1% ▼	30.6% ▼	8.8% ▼
Assault	22	14	77	59	807	743	36.4% ▼	23.4% ▼	7.9% ▼
Homicide (doesn't include Negligent/Justifiable)	0	0	0	0	4	6	0.0%	0.0%	50.0% ▲
Kidnapping/Abduction	0	0	1	0	8	11	0.0%	100.0% ▼	37.5% ▲
Sex Offenses, Forcible	1	0	7	0	67	48	100.0% ▼	100.0% ▼	28.4% ▼
Property	86	64	419	330	4032	3717	25.6% ▼	21.2% ▼	7.8% ▼
Arson	1	1	3	2	32	37	0.0%	33.3% ▼	15.6% ▲
Burglary/Breaking and Entering	3	2	18	34	333	359	33.3% ▼	88.9% ▲	7.8% ▲
Counterfeiting/Forgery	2	0	5	4	35	24	100.0% ▼	20.0% ▼	31.4% ▼
Destruction/Damage/Vandalism of Property	29	23	159	116	1446	1164	20.7% ▼	27.0% ▼	19.5% ▼
Fraud	8	0	26	5	271	109	100.0% ▼	80.8% ▼	59.8% ▼
Larceny/Theft	35	27	175	112	1518	1572	22.9% ▼	36.0% ▼	3.6% ▲
Motor Vehicle Theft	4	9	23	43	263	325	125.0% ▲	87.0% ▲	23.6% ▲
Robbery	4	0	7	7	82	75	100.0% ▼	0.0%	8.5% ▼
Stolen Property	0	2	3	6	47	42	NC	100.0% ▲	10.6% ▼
Society	0	2	13	10	227	127	NC	23.1% ▼	44.1% ▼
Drug/Narcotic	0	2	10	9	179	86	NC	10.0% ▼	52.0% ▼
Pornography/Obscene Material	0	0	2	0	4	4	0.0%	100.0% ▼	0.0%
Prostitution	0	0	0	0	3	0	0.0%	0.0%	100.0% ▼
Weapon Law Violations	0	0	1	1	41	37	0.0%	0.0%	9.8% ▼
Sector Totals	109	80	517	399	5145	4652	26.6% ▼	22.8% ▼	9.6% ▼

Last 7 Days

Notes:

- There was no Homicide offense during the last 7 days.
- 57.1% (8/14) of the Assaults were coded Simple Assault.
- There were 5 DV-related offenses.
- 60.0% (3/5) of the DV-related offenses were Persons.
- 21.4% (3/14) of the Assaults were DV-related.
- DV-related Offenses: 10 ↘ 5
- There were 2 Gang-Related offense(s) during the last 7 days.
- Theft from Motor Vehicle: 22 ↘ 15

Top 5 Locations - Compared to last year

- 2523 Martin Luther King Jr Way: 0 ↗ 2
- 16 additional locations with 2

Top 5 Offense Locations - Compared to last year

- Street/Right Of Way: 23 ↘ 13
- Parking Lot: 30 ↘ 11
- Single Family Residence: 19 ↘ 7
- Drug Store: 3 ↗ 6
- Other Business: 1 ↗ 4



Sector 2 Weekly Briefing for 26 October 2020 to 01 November 2020

The data is not National Incident Based Reporting System (NIBRS) compliant. Do not compare the results with any report using that standard. The data is dynamic and is subject to change and/or revision. The number of distinct offenses listed on a report are counted. This does not represent reports or individuals. All data is compared to last year for the same number of days. Small numbers may cause large percent increases and decreases.

Offense Breakdown	7 Days		28 Days		Year to Date		7 Days	28 Days	YTD
	28-Oct-2019	26-Oct-2020	07-Oct-2019	05-Oct-2020	01-Jan-2019	01-Jan-2020			
	03-Nov-2019	01-Nov-2020	03-Nov-2019	01-Nov-2020	03-Nov-2019	01-Nov-2020			
Persons	13	10	53	47	755	546	23.1% ▼	11.3% ▼	27.7% ▼
Assault	12	10	44	45	651	478	16.7% ▼	2.3% ▲	26.6% ▼
Homicide (doesn't include Negligent/Justifiable)	0	0	0	0	3	5	0.0%	0.0%	66.7% ▲
Kidnapping/Abduction	0	0	1	0	9	5	0.0%	100.0% ▼	44.4% ▼
Sex Offenses, Forcible	1	0	8	2	92	58	100.0% ▼	75.0% ▼	37.0% ▼
Property	97	102	435	455	5088	4737	5.2% ▲	4.6% ▲	6.9% ▼
Arson	0	0	0	0	13	9	0.0%	0.0%	30.8% ▼
Burglary/Breaking and Entering	1	10	18	50	471	420	900.0% ▲	177.8% ▲	10.8% ▼
Counterfeiting/Forgery	0	3	7	6	48	40	NC	14.3% ▼	16.7% ▼
Destruction/Damage/Vandalism of Property	29	34	132	138	1565	1327	17.2% ▲	4.5% ▲	15.2% ▼
Fraud	9	5	39	22	451	217	44.4% ▼	43.6% ▼	51.9% ▼
Larceny/Theft	41	39	184	191	2136	2212	4.9% ▼	3.8% ▲	3.6% ▲
Motor Vehicle Theft	14	8	47	38	285	379	42.9% ▼	19.1% ▼	33.0% ▲
Robbery	2	2	4	7	65	83	0.0%	75.0% ▲	27.7% ▲
Stolen Property	1	0	3	2	37	35	100.0% ▼	33.3% ▼	5.4% ▼
Society	2	0	13	5	111	82	100.0% ▼	61.5% ▼	26.1% ▼
Drug/Narcotic	2	0	10	3	78	55	100.0% ▼	70.0% ▼	29.5% ▼
Pornography/Obscene Material	0	0	1	0	7	3	0.0%	100.0% ▼	57.1% ▼
Prostitution	0	0	0	0	1	0	0.0%	0.0%	100.0% ▼
Weapon Law Violations	0	0	2	2	25	24	0.0%	0.0%	4.0% ▼
Sector Totals	112	112	501	507	5954	5365	0.0%	1.2% ▲	9.9% ▼

Last 7 Days

Notes:

- There was no Homicide offense during the last 7 days.
- 80.0% (8/10) of the Assaults were coded Simple Assault.
- There were 7 DV-related offenses.
- 71.4% (5/7) of the DV-related offenses were Persons.
- 50.0% (5/10) of the Assaults were DV-related.
- DV-related Offenses: 8 ▾ 7
- There were no Gang-Related offense(s) during the last 7 days.
- Theft from Motor Vehicle: 17 ▾ 15

Top 5 Locations - Compared to last year

- 1502 S Orchard St: 1 ↗ 4
- 2602 N Stevens St: 0 ↗ 3
- 4702 S 19th St: 0 ↗ 3
- 400 S J St: 0 ↗ 3
- 818 N Washington St: 0 ↗ 3

Top 5 Offense Locations - Compared to last year

- Single Family Residence: 11 ↗ 23
- Sporting Goods Store: 11 ↗ 15
- Drug Store: 8 ↗ 10
- Parking Lot: 16 ▾ 9
- Department Store: 7 ↗ 8



Sector 3 Weekly Briefing for 26 October 2020 to 01 November 2020

The data is not National Incident Based Reporting System (NIBRS) compliant. Do not compare the results with any report using that standard. The data is dynamic and is subject to change and/or revision. The number of distinct offenses listed on a report are counted. This does not represent reports or individuals. All data is compared to last year for the same number of days. Small numbers may cause large percent increases and decreases.

Offense Breakdown	7 Days		28 Days		Year to Date		7 Days	28 Days	YTD
	28-Oct-2019	26-Oct-2020	07-Oct-2019	05-Oct-2020	01-Jan-2019	01-Jan-2020			
	03-Nov-2019	01-Nov-2020	03-Nov-2019	01-Nov-2020	03-Nov-2019	01-Nov-2020			
Persons	23	9	84	74	821	813	60.9% ▼	11.9% ▼	1.0% ▼
Assault	20	9	74	68	724	744	55.0% ▼	8.1% ▼	2.8% ▲
Homicide (doesn't include Negligent/Justifiable)	0	0	0	0	1	6	0.0%	0.0%	500.0% ▲
Kidnapping/Abduction	0	0	1	3	13	19	0.0%	200.0% ▲	46.2% ▲
Sex Offenses, Forcible	3	0	9	3	82	44	100.0% ▼	66.7% ▼	46.3% ▼
Property	100	68	426	371	4258	3980	32.0% ▼	12.9% ▼	6.5% ▼
Arson	0	1	1	3	7	29	NC	200.0% ▲	314.3% ▲
Burglary/Breaking and Entering	2	7	30	46	362	456	250.0% ▲	53.3% ▲	26.0% ▲
Counterfeiting/Forgery	1	1	4	4	44	43	0.0%	0.0%	2.3% ▼
Destruction/Damage/Vandalism of Property	30	17	119	109	1196	1096	43.3% ▼	8.4% ▼	8.4% ▼
Fraud	6	2	32	11	411	184	66.7% ▼	65.6% ▼	55.2% ▼
Larceny/Theft	44	33	174	150	1723	1589	25.0% ▼	13.8% ▼	7.8% ▼
Motor Vehicle Theft	10	5	44	31	337	409	50.0% ▼	29.5% ▼	21.4% ▲
Robbery	4	1	12	12	90	96	75.0% ▼	0.0%	6.7% ▲
Stolen Property	3	0	9	3	80	61	100.0% ▼	66.7% ▼	23.8% ▼
Society	1	4	17	10	261	219	300.0% ▲	41.2% ▼	16.1% ▼
Drug/Narcotic	1	2	9	5	170	133	100.0% ▲	44.4% ▼	21.8% ▼
Pornography/Obscene Material	0	0	1	0	20	20	0.0%	100.0% ▼	0.0%
Prostitution	0	0	0	0	5	3	0.0%	0.0%	40.0% ▼
Weapon Law Violations	0	2	7	5	66	63	NC	28.6% ▼	4.5% ▼
Sector Totals	124	81	527	455	5340	5012	34.7% ▼	13.7% ▼	6.1% ▼

Last 7 Days

Notes:

- There was no Homicide offense during the last 7 days.
- 66.7% (6/9) of the Assaults were coded Simple Assault.
- There were 9 DV-related offenses.
- 66.7% (6/9) of the DV-related offenses were Persons.
- 66.7% (6/9) of the Assaults were DV-related.
- DV-related Offenses: 17 ▾ 9
- There was no Gang-Related offense(s) during the last 7 days.
- Theft from Motor Vehicle: 25 ▾ 17

Top 5 Locations - Compared to last year

- 4502 S Steele St: 11 ▾ 7
- 4219 S Steele St: 2 ↗ 6
- 4102 S 56th St: 0 ↗ 5
- 3947 Mason Loop Rd: 0 ↗ 3
- 3502 S Pine St: 0 ↗ 2
- 12 additional locations with 2

Top 5 Offense Locations - Compared to last year

- Parking Lot: 40 ▾ 24
- Street/Right Of Way: 7 ↗ 12
- Restaurant/Fast Food Establishment: 7 ▾ 6
- Apartment: 6 ▾ 5
- Convenience Store (7-11): 2 ↗ 4



Sector 4 Weekly Briefing for 26 October 2020 to 01 November 2020

The data is not National Incident Based Reporting System (NIBRS) compliant. Do not compare the results with any report using that standard. The data is dynamic and is subject to change and/or revision. The number of distinct offenses listed on a report are counted. This does not represent reports or individuals. All data is compared to last year for the same number of days. Small numbers may cause large percent increases and decreases.

Offense Breakdown	7 Days		28 Days		Year to Date		7 Days	28 Days	YTD
	28-Oct-2019	26-Oct-2020	07-Oct-2019	05-Oct-2020	01-Jan-2019	01-Jan-2020			
	03-Nov-2019	01-Nov-2020	03-Nov-2019	01-Nov-2020	03-Nov-2019	01-Nov-2020			
Persons	23	22	90	94	1078	989	4.3% ▼	4.4% ▲	8.3% ▼
Assault	22	21	80	91	964	906	4.5% ▼	13.8% ▲	6.0% ▼
Homicide (doesn't include Negligent/Justifiable)	0	0	1	0	9	4	0.0%	100.0% ▼	55.6% ▼
Kidnapping/Abduction	0	0	2	1	17	15	0.0%	50.0% ▼	11.8% ▼
Sex Offenses, Forcible	1	1	7	2	88	64	0.0%	71.4% ▼	27.3% ▼
Property	106	98	453	418	4646	4234	7.5% ▼	7.7% ▼	8.9% ▼
Arson	0	1	0	4	24	40	NC	NC	66.7% ▲
Burglary/Breaking and Entering	11	12	34	43	372	396	9.1% ▲	26.5% ▲	6.5% ▲
Counterfeiting/Forgery	1	3	2	4	55	23	200.0% ▲	100.0% ▲	58.2% ▼
Destruction/Damage/Vandalism of Property	29	24	139	130	1340	1235	17.2% ▼	6.5% ▼	7.8% ▼
Fraud	12	2	43	13	441	183	83.3% ▼	69.8% ▼	58.5% ▼
Larceny/Theft	28	29	146	135	1686	1555	3.6% ▲	7.5% ▼	7.8% ▼
Motor Vehicle Theft	17	15	58	58	461	564	11.8% ▼	0.0%	22.3% ▲
Robbery	5	4	15	14	139	110	20.0% ▼	6.7% ▼	20.9% ▼
Stolen Property	3	8	16	15	120	115	166.7% ▲	6.3% ▼	4.2% ▼
Society	8	1	37	9	409	210	87.5% ▼	75.7% ▼	48.7% ▼
Drug/Narcotic	6	1	24	4	270	120	83.3% ▼	83.3% ▼	55.6% ▼
Pornography/Obscene Material	0	0	1	0	8	4	0.0%	100.0% ▼	50.0% ▼
Prostitution	0	0	0	0	15	2	0.0%	0.0%	86.7% ▼
Weapon Law Violations	2	0	12	5	116	84	100.0% ▼	58.3% ▼	27.6% ▼
Sector Totals	137	121	580	521	6133	5433	11.7% ▼	10.2% ▼	11.4% ▼

Last 7 Days

Notes:

- There was no Homicide offense during the last 7 days.
- 76.2% (16/21) of the Assaults were coded Simple Assault.
- There were 15 DV-related offenses.
- 80.0% (12/15) of the DV-related offenses were Persons.
- 57.1% (12/21) of the Assaults were DV-related.
- DV-related Offenses: 21 ↘ 15
- There was 1 Gang-Related offense(s) during the last 7 days.
- Theft from Motor Vehicle: 11 ↗ 12

Top 5 Locations - Compared to last year

- 9820 Pacific Ave: 1 ↗ 4
- 4872 E R St: 0 ↗ 3
- 8620 S Hosmer St: 0 ↗ 3
- 6609 E N St: 0 ↗ 3
- 3513 E Portland Ave: 0 ↗ 2
- 19 additional locations with 2

Top 5 Offense Locations - Compared to last year

- Street/Right Of Way: 23 ↗ 27
- Single Family Residence: 40 ↘ 24
- Parking Lot: 14 ↘ 12
- Convenience Store (7-11): 2 ↗ 7
- Driveway: 1 ↗ 6



MEETINGS FOR THE WEEK OF NOVEMBER 9, 2020 THROUGH NOVEMBER 13, 2020

TIME	MEETING	LOCATION
MONDAY, NOVEMBER 9, 2020		
5:00 PM	Local Improvement District Meeting *	Please visit https://cityoftacoma.org/hearingexaminer
5:00 PM	Tacoma Arts Commission	Join Zoom Meeting at: https://zoom.us/j/89602267300 Telephonic: Dial 253-215-8782 Meeting ID: 896 0226 7300
6:00 PM	Community's Police Advisory Committee	Join Zoom Meeting at: https://zoom.us/j/85076233615 Telephonic: Dial 253-215-8782 Meeting ID: 850 7623 3615 Passcode: 889454
6:00 PM	Metro Parks Tacoma Board of Commissioners	Please visit https://metroparkstacoma.org
TUESDAY, NOVEMBER 10, 2020		
9:00 AM	Hearing Examiner's Hearing *	Please visit https://cityoftacoma.org/hearingexaminer
10:00 AM	Economic Development Committee	Join Zoom Meeting at: https://zoom.us/j/88227539908 Telephonic: Dial 253-215-8782 Meeting ID: 882 2753 9908 Passcode: 614650
11:00 AM	Bid Opening	Please visit http://www.tacomapurchasing.org
NOON	City Council Study Session	Join Zoom Meeting at: https://zoom.us/j/89496171192 Telephonic: Dial 253-215-8782 Meeting ID: 894 9617 1192 Passcode: 896569
5:00 PM	City Council Meeting	Join Zoom Meeting at: https://zoom.us/j/84834233126 Telephonic: Dial 253-215-8782 Meeting ID: 848 3423 3126 Passcode: 349099
WEDNESDAY, NOVEMBER 11, 2020		
3:00 PM	Mayor's Youth Commission	Join Zoom Meeting at: https://zoom.us/j/84305150794 Telephonic: Dial 253-215-8782 Meeting ID: 843 0515 0794 Passcode: 927883
4:30 PM	Infrastructure, Planning, and Sustainability Committee	Join Zoom Meeting at: https://zoom.us/j/87829056704 Telephonic: Dial 253-215-8782 Meeting ID: 878 2905 6704 Passcode: 614650
5:00 PM	Metro Parks Tacoma Board of Commissioners – Capital Improvement Committee	Please visit https://metroparkstacoma.org
5:30 PM	Landmarks Preservation Commission - CANCELLED	
6:00 PM	Human Services Commission - CANCELLED	
THURSDAY, NOVEMBER 12, 2020		
9:00 AM	Hearing Examiner's Hearing *	Please visit https://cityoftacoma.org/hearingexaminer
10:00 AM	Tacoma Employees' Retirement System Board Meeting	Join Zoom Meeting at: https://zoom.us/j/86856375482 Telephonic: Dial 253-215-8782 Meeting ID: 868 5637 5482 Passcode: 977107
10:00 AM	Tacoma Permit Advisory Task Force	Please contact Lynda Foster at LFoster@cityoftacoma.org
4:30 PM	Community Vitality and Safety Committee	Join Zoom Meeting at: https://zoom.us/j/85961604917 Telephonic: Dial 253-215-8782 Meeting ID: 859 6160 4917 Passcode: 614650
5:00 PM	Land Use Public Meeting ***	Please contact Jana Magoon at JMagoon@cityoftacoma.org
FRIDAY, NOVEMBER 13, 2020		
8:00 AM	Joint Municipal Action Committee Quarterly Meeting	Join Zoom Meeting at: https://zoom.us/j/84064886981 Telephonic: Dial 253-215-8782 Meeting ID: 840 6488 6981
4:00 PM	Tacoma Area Commission on Disabilities	Please contact Lucas Smiraldo at LSmiraldo@cityoftacoma.org



Meeting sites are accessible to people with disabilities. People with disabilities requiring special accommodations should contact the appropriate department(s) 48 hours prior to the meeting time.

* Hearing Examiner's Hearings and Local Improvement District Meetings meet on an as-needed basis. Please contact the Hearing Examiner's Office at (253) 591-5195 to confirm whether a meeting will be held this week. Hearings may be held at various times throughout the day.

*** Land Use Public Meetings meet on an as-needed basis. Please contact Planning Manager, Jana Magoon at (253) 594-7823 to confirm whether a meeting will be held this week.



TO: Elizabeth A. Pauli, City Manager
FROM: Elliott Barnett, Senior Planner, Planning and Development Services
Peter Huffman, Director, Planning and Development Services
SUBJECT: Home In Tacoma Project
DATE: November 10, 2020

OVERVIEW:

Tacoma residents face increasing challenges in accessing housing they can afford that meets their needs. One part of the solution is to create more homes for more people. As part of implementation of the Affordable Housing Action Strategy (AHAS), this project will present the City Council with options to modify Tacoma's housing growth strategy and zoning to allow a broader range of housing types in Tacoma's predominately single-family neighborhoods. The project will also modify Tacoma's affordable housing incentives, bonuses and requirements to promote affordability and mitigate displacement risk in more rapidly growing areas.

Project goals: Promote housing supply, affordability and choice

Actions: Modify Tacoma's housing growth strategy

- Continue to grow and promote affordability in centers and corridors
- Promote infill in single-family/low-density neighborhoods

Key considerations:

- Equity, empowerment and antiracism
- Healthy, resilient and climate-friendly development
- Walkable and transit-supportive neighborhoods
- Urban design and fit with neighborhood patterns
- Understand infrastructure and urban services
- Market feasibility
- Avoid unintended consequences
- Reflect community input

DISCUSSION:

At the study session on November 10, 2020, staff will request City Council guidance on potential outcomes of the project. To start the discussion, staff request input on the following questions:

- What missing middle housing types should be allowed in established neighborhoods?
- What design features are critical to ensuring that infill is compatible with neighborhood patterns?
- What potential impacts of infill are of the most concern?
- What would give you enough confidence in Tacoma's housing market to be comfortable expanding affordability requirements?

POLICY DIRECTION:

The City Council has adopted multiple policies that guide this effort, including:

- [Affordable Housing Action Strategy](#)
- [One Tacoma Comprehensive Plan](#) – Housing Element
- [Tacoma 2025 Strategic Plan](#)
- [Antiracism Transformation](#) (Resolution No. 40622)
- [Equity and Empowerment Framework](#) and [Equity Index](#)

These City Council actions provide clear direction to modify Tacoma's housing growth strategy to better meet housing needs, make access to housing and opportunities more equitable, address disproportionate impacts to people of color, and accommodate growth in walkable, sustainable neighborhoods.

As directed by Ordinance No. 28695 (adopting [Infill Pilot 2.0](#)), the schedule is to provide Comprehensive Plan amendments for City Council consideration by May 2021, and a full package of implementing zoning changes, along with appropriate standards and processes, for City Council consideration by December 2021.

ENGAGEMENT:

Tacoma's Planning Commission is asking the community to join in a discussion about housing needs, development trends, zoning, and neighborhood change. The [Home In Tacoma Project](#) webpage is the forum to learn about the project through an infill video, project storymap and online café series, and to provide input through a community survey.

The Commission has directed that their efforts be informed by both broad community engagement, and targeted engagement with key stakeholder groups:

- The housing development community are essential partners and hold expertise that is critical to the success of this effort. The *AHAS Technical Advisory Group*, a *Developer Focus Group* and *City departments* are providing input.
- Lower-income residents and people of color are particularly impacted by housing decisions, yet have typically been under-represented in land use decisions. The Human Rights Commission and Planning Commission have jointly formed the *Housing Equity Taskforce* to guide engagement and make recommendations to achieve equity and antiracism goals.
- City Commissions including the *Landmarks Preservation Commission*, *Sustainable Tacoma Commission* and *Transportation Commission*, as well as business and neighborhood groups will provide input on topics that are closely related to housing.

Using community ideas and feedback, and input from key stakeholder groups, the Planning Commission will formulate recommendations guided by the City Council's policy direction to date.

PROPOSED ACTIONS:

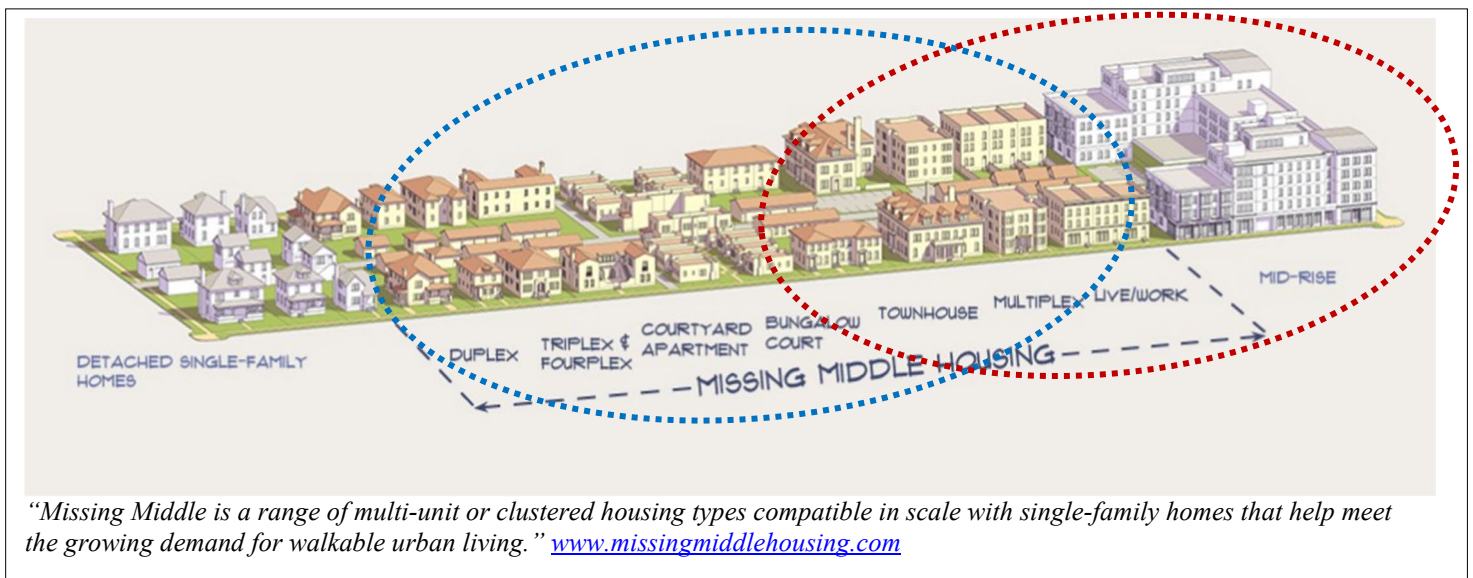
Diversify housing types: Promote mid-scale housing types, such as two and three-family attached housing and low-scale multifamily, in more areas of the City.

Allowing mid-scale housing types can increase housing supply, affordability and choice in existing neighborhoods. The majority of Tacoma's housing land supply is currently set aside for single-family detached housing, with space for large-scale multifamily housing in centers and corridors. There is limited space where mid-scale housing types are encouraged, which is why these types are referred to as "missing middle housing". This effort expands upon recent missing middle actions like allowing accessory dwelling units and the Infill Pilot Program.

Promote affordable housing: Use incentives and bonuses to increase the number of affordable housing units built in areas where growth is happening more quickly.

Affordability incentives, bonuses or requirements can increase dedicated affordable housing supply and help combat displacement. The City can offer bonuses, such as allowing more units or reducing parking requirements, to encourage developers to include affordable units in larger housing projects. Tacoma will revisit its current package of incentives and bonuses to make them more effective in meeting affordability and anti-displacement goals.

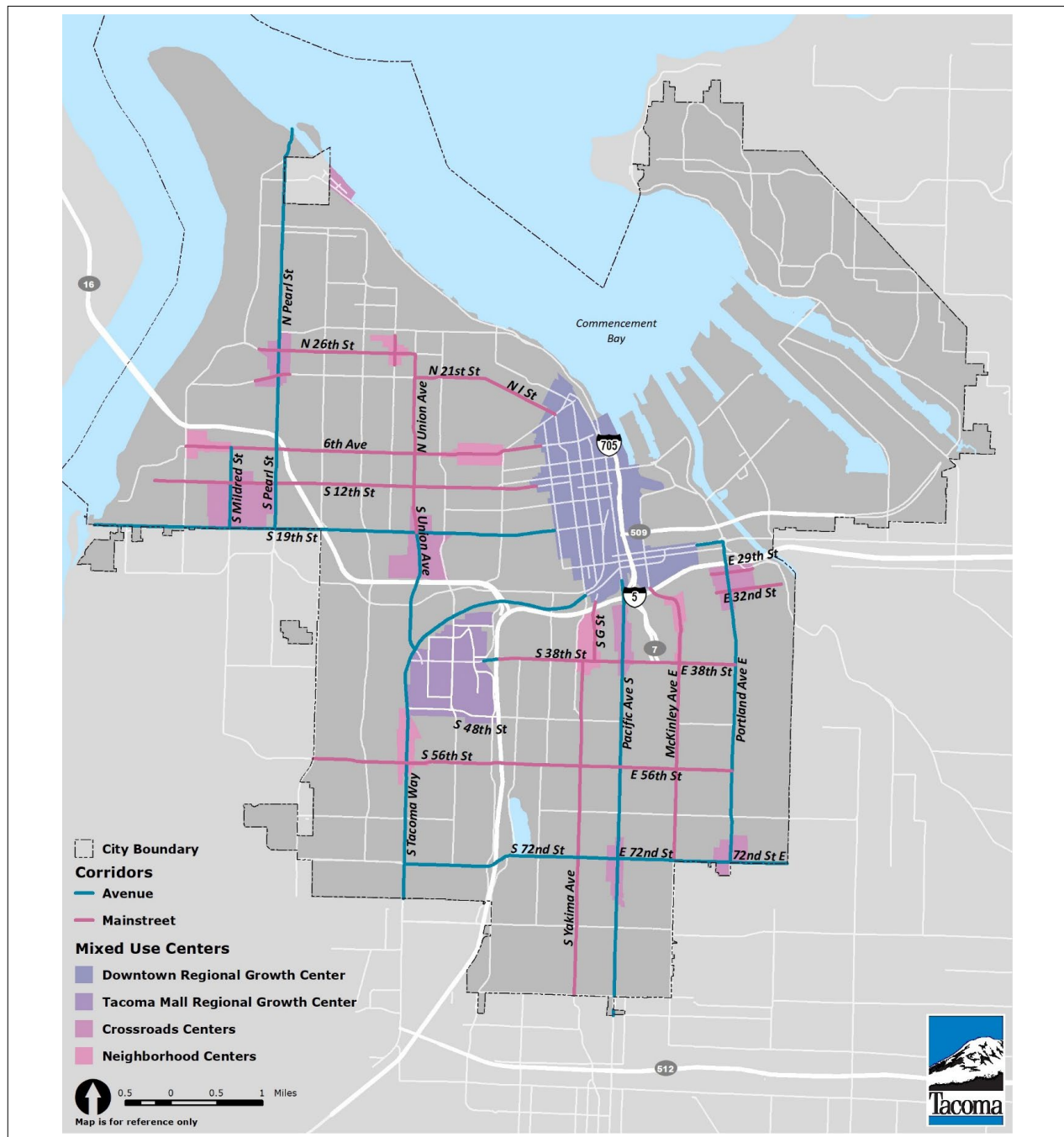
Missing middle housing generally ranges from duplexes up to low-density multifamily housing types (circled in blue). Affordable housing incentives and bonuses are generally used with medium to high-density housing types (circled in red).



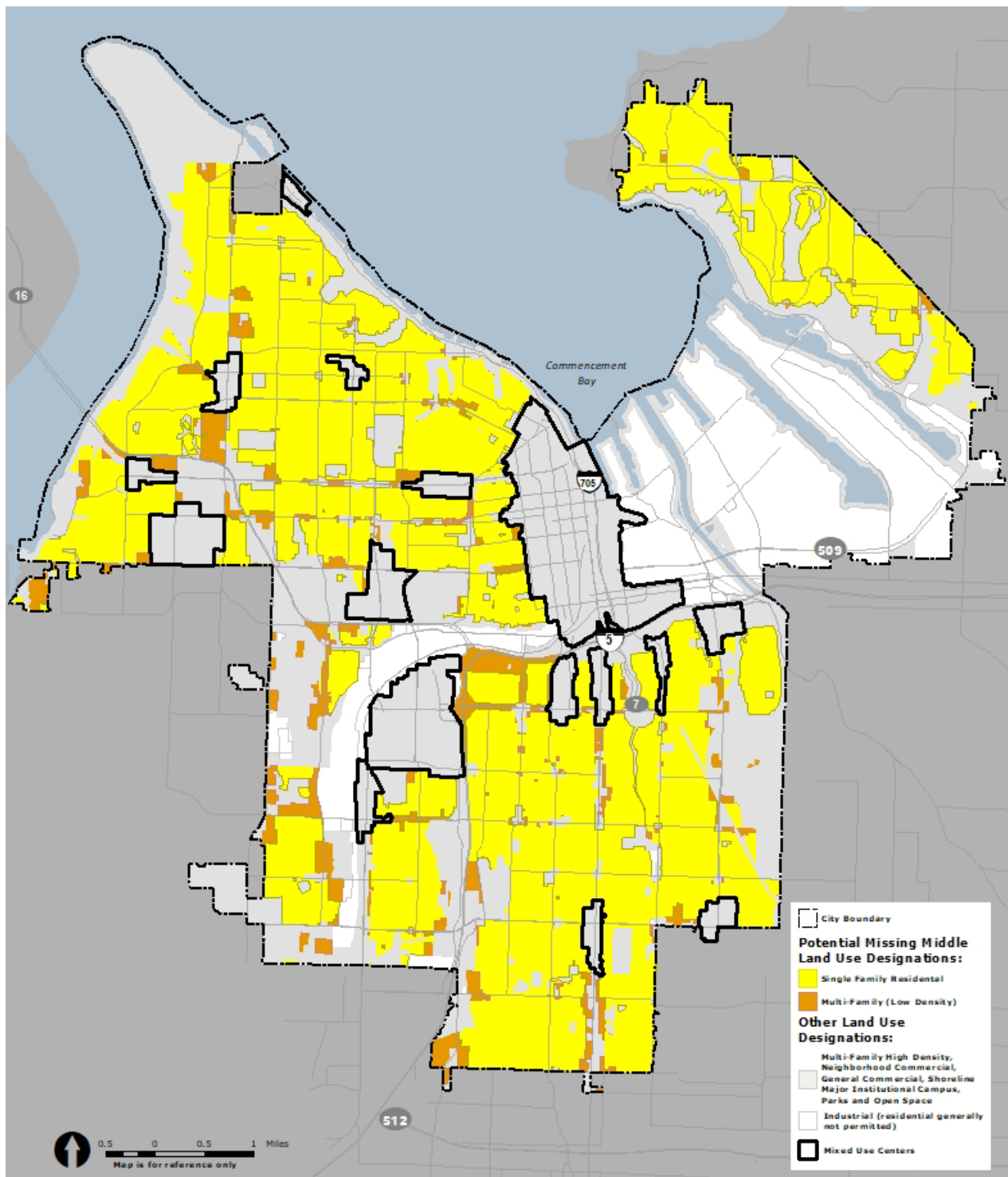
APPLICABILITY:

This effort is a policy evaluation of Tacoma's housing growth strategy citywide. The One Tacoma Comprehensive Plan: Future Land Use designations set the vision for land uses and densities citywide.

Affordable housing incentives strategies are generally used in higher-density areas. In Tacoma, the starting point for defining these areas is Tacoma's designated centers and corridors:



Missing middle housing strategies generally apply in lower-density residential areas. Tacoma's designated single-family and multi-family (low density) areas are the starting point:



NEXT STEPS: *(Dates are tentative)*

September 2020 to February 2021

- Community engagement and input
- AHAS Technical Advisory Group monthly consultation
- Housing Equity Taskforce monthly meetings
- Developer focus group meetings
- City Commission and community consultation
- Planning Commission develops draft package including Comprehensive Plan policy changes, informed by community and stakeholder input

February to April

- Planning Commission public review draft and public hearing
- Community informational meetings and presentations
- Planning Commission forwards recommendations to City Council

May to June

- City Council review, public hearing and action

July to December

- Planning Commission process to develop zoning and standards to implement adopted Comprehensive Plan policy direction
- City Council action on proposed zoning and standards

PROJECT INFORMATION:

Brian Boudet, Planning Manager, bboudet@cityoftacoma.org, (253) 573-2389

Elliott Barnett, Senior Planner, ebarnett@cityoftacoma.org, (253) 312-4909

Webpage: www.cityoftacoma.org/homeintacoma

Council Forecast & Consolidated Standing Committee Calendars 2020

Date	Meeting	Subject	Department	Background
November 10, 2020	City Council Study Session (dial-in, Noon)	Proposed Budget Updates 2021-2022	Office of Management & Budget	Staff will provide brief updates on items related to the 2021-2022 Proposed Budget
		At Home In Tacoma Project	PDS and MCO	Elliot Barnett and Jacques Colon will be giving an update on the At Home in Tacoma Project.
		Systems Transformation	Elizabeth Pauli	City Manager Elizabeth Pauli will be giving an update on Systems Transformation
	City Council Meeting (dial-in, 5:00 PM)			
November 17, 2020	Joint Utility Board Study Session (dial-in , Noon)	Citywide State Legislative Priorities	TPU and CMO	
		Process Review and feedback	Office of Management & Budget	
		FWDA Transition	Public Works, Legal & CED	Staff will provide an update to the City Council on the FWDA sunset and the transition of obligation to the City.
		Systems Transformation	Elizabeth Pauli	City Manager Elizabeth Pauli will be giving an update on Systems Transformation
	City Council Meeting (dial-in, 5:00 PM)		-	

Council Forecast & Consolidated Standing Committee Calendars 2020

Date	Meeting	Subject	Department	Background
November 24, 2020	City Council Study Session (dial-in, Noon)	Potential 2021-2022 Proposed Budget Updates	Office of Management & Budget	Staff will provide brief updates on items related to the 2021-2022 Proposed Budget
		Planning Commission's recommendations on the 2020 Annual Comprehensive Plan Amendment	Planning and Development Services	
		Systems Transformation	Elizabeth Pauli	City Manager Elizabeth Pauli will be giving an update on Systems Transformation
	City Council Meeting (dial-in, 5pm)			
December 1, 2020	City Council Study Session (dial-in, Noon)	Annual Update on the Tacoma Smelter Plume Project	Pallvi Mukerjee	Department of Ecology staff will be providing an update on the Tacoma Smelter Plume project
		Systems Transformation	Elizabeth Pauli	City Manager Elizabeth Pauli will be giving an update on Systems Transformation
	City Council Meeting (dial-in, 5:00 PM)			
December 8, 2020	City Council Study Session (dial-in, Noon)	Systems Transformation	Elizabeth Pauli	City Manager Elizabeth Pauli will be giving an update on Systems Transformation
	City Council Meeting (dial-in, 5:00 PM)			
December 15, 2020	City Council Study Session (dial-in, Noon)	Systems Transformation	Elizabeth Pauli	City Manager Elizabeth Pauli will be giving an update on Systems Transformation
	City Council Meeting (dial-in, 5:00 PM)			
December 22, 2020	Cancelled			
December 29, 2020	Cancelled			

Council Forecast & Consolidated Standing Committee Calendars 2020

<i>Community Vitality and Safety</i>			
Committee Members: Blocker (Chair), Beale, Hines, Ushka, Alternate-Hunter Executive Liaison: Linda Stewart; Staff Support - Bucoda Warren		2nd and 4th Thursdays 4:30 p.m. Room 248	CBC Assignments: • Citizen Police Advisory Committee • Human Services Commission • Human Rights Commission • Housing Authority • Commission on Disabilities • Library Board • Tacoma Community Redevelopment Authority
	Topic	Presenters	Description
November 12, 2020	Interviews for the Tacoma Area Commission on Disabilities	Doris Sorum, City Clerk	
	Provider Funding Approaches	Allyson Griffith, Assistant Director, Neighborhood and Community Services; Jason McKenzie, Resource Manager, Neighborhood and Community Services	
	Humane Society Contract	Danielle Larson, Tax and License Manager; Captain Shawn Stringer, Tacoma Police Department	
Future			
11/19/2020 Special meeting	Core Coordinating Team Interviews (Tentative)		
November 26, 2020	Cancelled (Thanksgiving)		
December 10, 2020	Interviews for the Citizen Police Advisory Board	Doris Sorum, City Clerk	
December 24, 2020	Cancelled (Christmas Eve)		

Council Forecast & Consolidated Standing Committee Calendars 2020

<i>Economic Development Committee</i>			
Committee Members: Thoms (chair), Blocker, McCarthy, Ushka, Alternate-Beale Executive Liaison: Tadd Wille; Staff Support - Lynda Foster		2nd, 4th, and 5th Tuesdays 10:00 a.m. Room 248	CBC Assignments: •Tacoma Arts Commission •Greater Tacoma Regional Convention Center Public Facilities District •Foss Waterway •City Events and Recognition Committee •Tacoma Creates Advisory Board
November 10, 2020	Tacoma Arts Commission Interviews	City Clerk	
Future			
November 24, 2020	Safe and Clean Initiative Update	Mike Slevin, Environmental Services Director	Staff will provide and update on the Safe and Clean initiative and its timeline for implementation.
December 8, 2020	Juneteenth Celebration	Ashely Jones and Christopher McNabb, City's Events and Recognitions Committee members	The mission of Juneteenth Tacoma will be to celebrate on June 19th annually the emancipation of those who have been enslaved in the United States in order to create opportunities for strong links between races and ethnicities.
	Retail cannabis in Tacoma	Gloria Fletcher, Business Development Manager, Community & Economic Development	CEDD staff will present a report on the Cannabis industry, including information regarding the production, sales, and equity issues
December 22, 2020	Cancelled		
December 29, 2020	Cancelled		

<i>Government Performance and Finance Committee</i>			
Committee Members: Hines, Hunter (chair), Thoms (vice chair), and Walker Alternate - Blocker Executive Liaison: Andy Cherullo; Staff Support - Bucoda Warren		1st and 3rd Tuesday 10 a.m. Room 248	CBC Assignments: •Public Utility Board •Board of Ethics •Audit Advisory Board •Civil Service Board
	Topic	Presenters	Description
Future			
November 17, 2020	Interviews for the Audit Advisory Board	Doris Sorum, City Clerk	
December 1, 2020	TBD		

Council Forecast & Consolidated Standing Committee Calendars 2020

<i>Infrastructure, Planning and Sustainability Committee</i>			
Committee Members: McCarthy (Chair), Beale (Vice Chair), Hunter, & Walker; Alternate-Ushka Executive Liaison: Mike Slevin; Coordinator: Claire Goodwin & Lynda Foster (July 20-November 22)		1st and 3rd Wednesdays; Beginning in June 2020, 2nd and 4th Wednesdays 4:30pm Room 248	CBC Assignments: •Sustainable Tacoma Commission •Planning Commission •Landmarks Preservation Commission •Board of Building Appeals •Transportation Commission
	Topic	Presenters	Description
November 11, 2020	Cancelled		
Future			
November 18, 2020 Special Meeting	Transportation Commission Interviews	Doris Sorum, City Clerk	4 vacancies
November 25, 2020	Cancelled		