

BUDGET OUTREACH

2021-2022 Budget Development Process
November 17 Study Session

Agenda

- Budget Development Outreach
- Fall Outreach
 - Community Town Hall
 - Public Hearings
 - Balancing Act

BUDGET DEVELOPMENT OUTREACH THEMES

Community Survey Feedback – Late 2019

Major Issues Facing Tacoma in the Next Five Years	
<u>Issue</u>	<u>% of Respondents</u>
Homelessness	31%
Overcrowding/Overpopulation	14%
Affordable Housing/Housing Costs	13%
Housing/ Housing Shortage	11%
Crime/Gang Activity/Drugs/Gun Control	10%

Summer 2020 Feedback – Top Themes

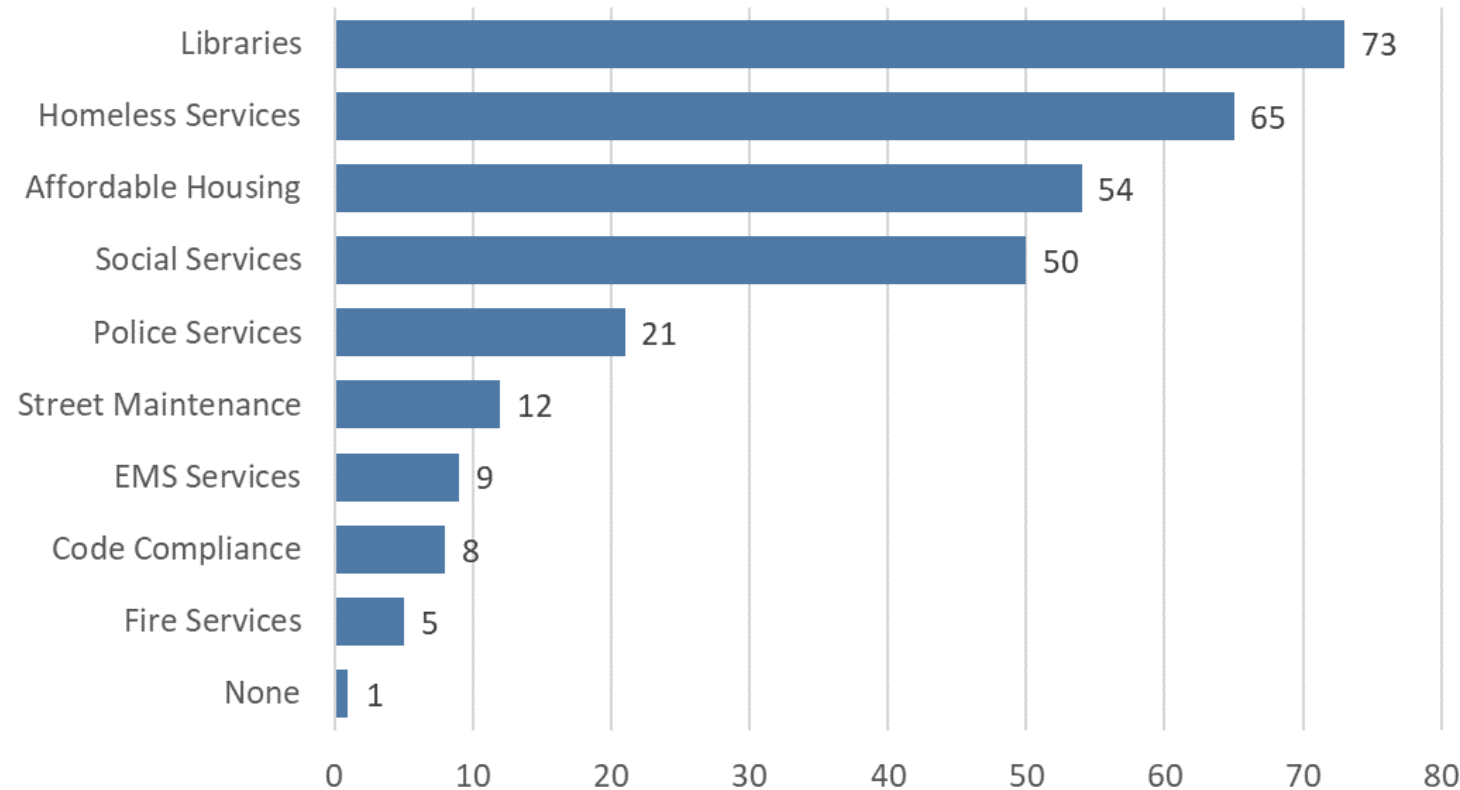
Theme	Data Points
Policing	Community Safety Survey, Anti-Racism and Equity Survey, Balancing Act
Improved Access to Social Services and Health Care	Community Safety Survey, Health Survey, Anti- Racism and Equity Survey, Balancing Act
More Housing/Improved Access to Jobs	Housing Survey, Jobs Survey, Anti-Racism and Equity Survey, Balancing Act
Accountability From the City and Police	Community Engagement Survey, Community Safety Survey, Anti-Racism and Equity Survey

2021-2022



COMMUNITY TOWN HALL

POLL RESPONSES – AREA OF CONCERN

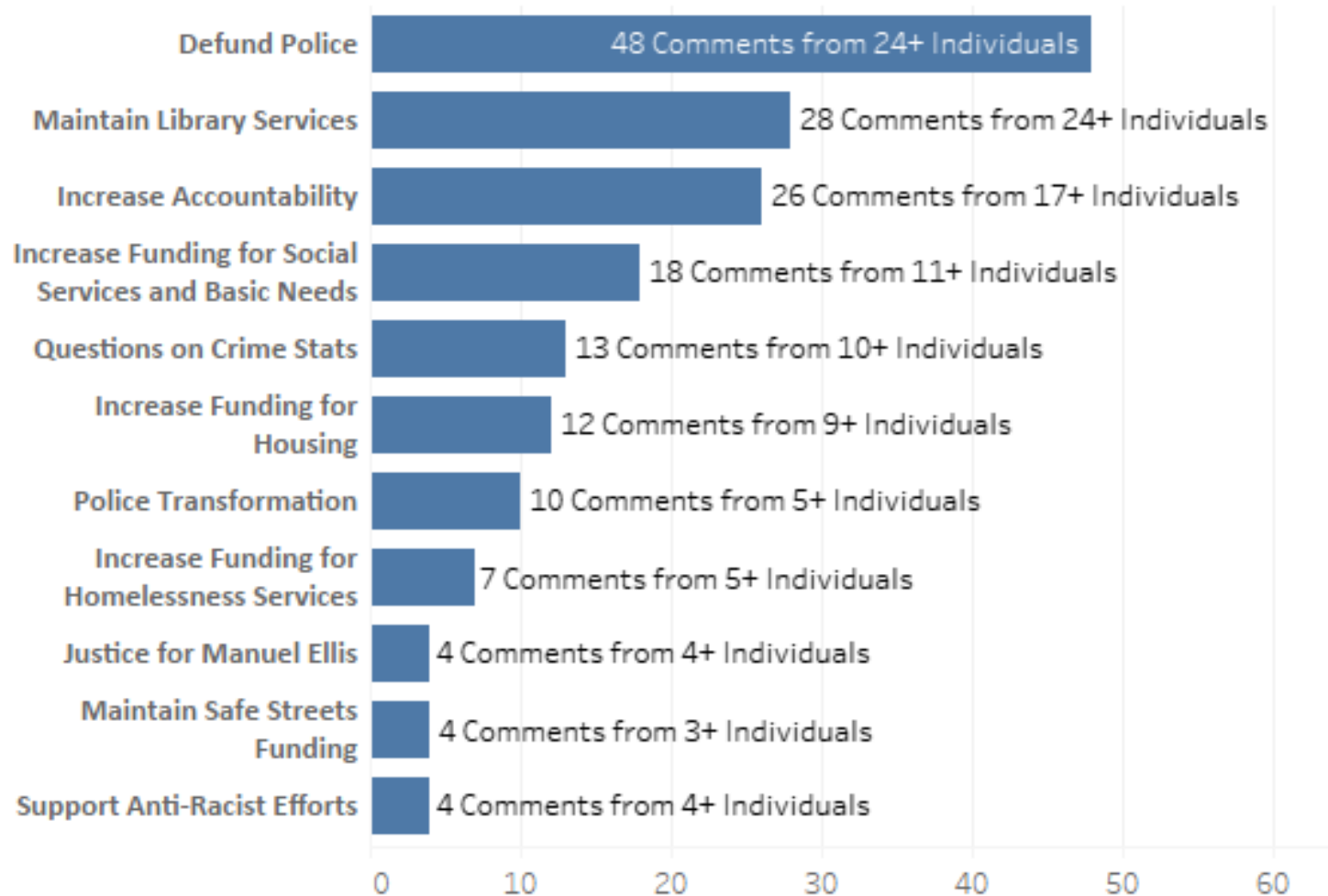


Attendance

- About 140 participants
 - Districts 1 & 2: ~50
 - District 3: ~50
 - Districts 4 & 5: ~40

* Participants could select up to three service areas they were most concerned would not meet desired service levels.

TOPICS OF INTEREST



217 Comments & Questions

- Assigned to all relevant themes

POLL RESPONSES - ENGAGEMENT

Poll Responses, Cont.

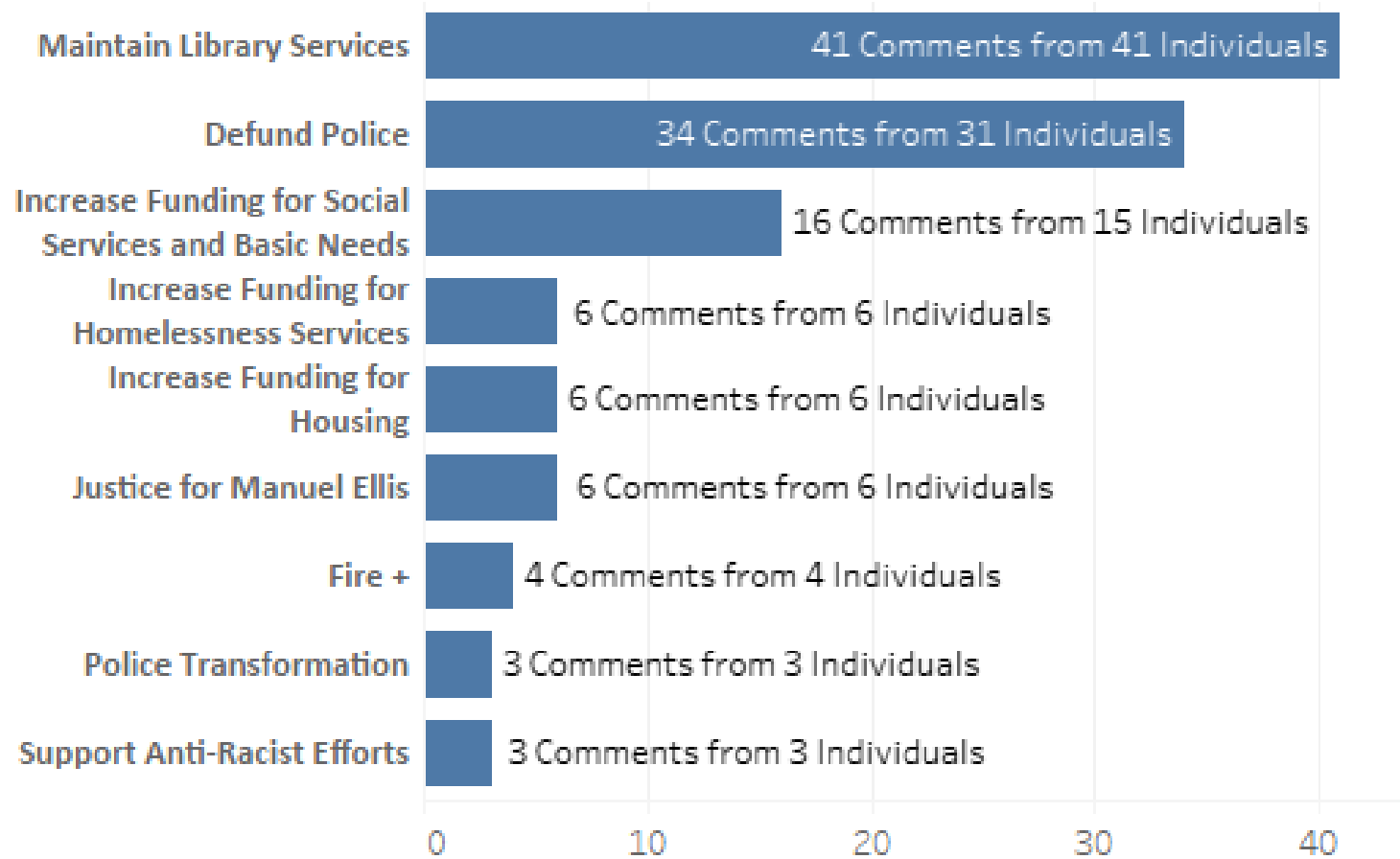
- Breakout Session Quality

Breakout Room	Satisfied or Very Satisfied	Unsatisfied or Very Unsatisfied	Neutral
Districts 1 & 2	34%	32%	34%
District 3	17%	42%	41%
Districts 4 & 5	36%	28%	36%
Combined	30%	33%	37%

- Continued City Engagement Efforts Should Focus on*:
 - 81% - More virtual meetings like this
 - 47% - Attending more community meetings
 - 44% - Online surveys and other input tools
 - 24% - Social media presence

PUBLIC HEARINGS

TOPICS OF INTEREST



71 Written and Oral Comments

- Assigned to all relevant themes

BALANCING ACT

BALANCING ACT FEEDBACK

Priority Area	Proposed Budget (Millions)	Average % Change
Health	\$6.4	+200%
Affordable Housing	\$8.6	+137%
Livable Wage Jobs	\$2.6	+78%
Access	\$71.1	+22%
Belief & Trust	\$10.4	+13%
Org Effectiveness & Culture	\$75.9	-12%
Community Safety	\$284.9	-16%
Non-Discretionary	\$45.2	0%

264 Submissions

- District 1: 68
- District 2: 69
- District 3: 55
- District 4: 29
- District 5: 21
- Outside City: 22



BUDGET OUTREACH

2021-2022 Budget Development Process
November 17 Study Session