



WEEKLY REPORT TO THE CITY COUNCIL

March 11, 2021

Members of the City Council
City of Tacoma, Washington

Dear Mayor and Council Members:

ITEMS OF INTEREST

1. The City Manager's Office provides the attached **February 2021 Neighborhood Liaison Report**.
2. Planning and Development Services Director Kurtis Kingsolver provides the **attached Parking Technical Advisory Group's Recommendation No. 16 addressing parking constraints in the St. Helens Neighborhood**.
3. Environmental Services Director Mike Slevin provides the attached memorandum outlining the **Resolution to adopt the watershed restoration and enhancement plans for the Puyallup River Watershed and Chambers-Clover Creek Watershed**.
4. Salvation Army Warming Center Update: The Salvation Army building at 1110 S. Puget Sound serves men, with a capacity of 35 beds, and an average of 31 individuals over the last week. **The location will operate through March 31, 2021.**
5. Rental Assistance: Staff continues to work with the County to align our efforts to provide rental assistance to our community. **Pierce County, in partnership with the City of Tacoma launched a rental assistance portal on Monday, March 8th. Residents may find more information at <https://www.piercecountywa.gov/7142/Rental-Assistance>.** The program provides up to 12 months of assistance dating back to March 2020 and serves households up to 80% of Pierce County Area Median Income. Applicants may also qualify for utility assistance through the program. The City's Rental Assistance Fund at the Greater Tacoma Community Foundation has received 26 gifts totaling \$29,320.
6. Senior Meal Delivery: Access to healthy meals is important to our senior population and the City has adjusted contracted services during the COVID-19 pandemic to ensure seniors can still access food while senior centers are not operating. **The City's contracted partner ensured pickup and delivery of 335 meals for the week of 3/1 – 3/5/21.**
7. Hygiene Station Pilot at 8th and Yakima: **Services were activated on Friday, March 5, and no issues have been reported.**

8. Community Development Block Grant and Emergency Solutions Grant Distribution: For the 2021 program year, **the City will receive an allocation of \$2,460,177 in Community Development Block Grant (CDBG), \$215,615 in Emergency Solutions Grant (ESG), and \$1,410,150 in HOME Investment Partnership funds.** These funds are utilized for community and economic development activities, housing, homeless services, and assistance for low- and moderate-income persons and special needs populations in alignment with the City's Annual Action Plan (AAP). The development of the AAP is underway and CED and NCS staff will present the AAP to the Community Vitality and Safety Committee on March 25th.

NCS will be receiving 15% of the CDBG allocation (\$369,026) for public services and 100% (\$215,615) of the ESG allocation. NCS presented the following approach at the March 10th Human Services Commission and will be discussing the approach with CVS at the March 25th meeting:

- Utilize half of the allocated funds to extend existing 2020 CDBG and ESG contracts six months (7/1/2021 – 12/31/2021). Programs can expect to receive approximately half of their current allocation for the six month contract amendment.
- Utilize the remaining funds to issue a request for proposals or directly allocate funds for final six months of the program year (1/1/2022 – 6/30/2022). This approach will be determined in consultation with the Human Services Commission.

9. Police Chief Michael Ake provides the attached **Weekly Crime Report**.

10. Please see the attached City of Tacoma **Weekly Meeting Schedule**.

STUDY SESSION/WORK SESSION

11. The **City Council Study Session** of Tuesday, March 16, 2021, will be conducted through Zoom conference. The public can watch the meeting at: [tvtacoma.com](https://www.tvtacoma.com). Discussion items will include: (1) **American Rescue Plan Update**; (2) **Heal the Heart**; (3) **Fire Engine Update**; (4) **Systems Transformation**; (5) **Other items of Interest - Council Consideration Request: Speed Exhibitions**; (6) **Committee Reports**; (7) **Agenda Review and City Manager's Weekly Report**.

On our first agenda item, City Manager's Office Government Relations Analyst Rosa McLeod and Federal Lobbyist Jen Covino will give a **brief update on the passage of American Rescue Plan**.

On our second agenda item, members of the Heal the Heart core coordinating team will provide an **update on foundational work for the Heal the Heart initiative**.

On the third item, **Tacoma Fire Department staff will present financials and staffing related to keeping current engine deployment intact for 2021**.

On the last agenda item, City Manager Elizabeth Pauli will be giving an **update on systems transformation**.

Under Other Items of Interest, Council Member Lilian Hunter will share the attached Council Consideration Request:

- Speed Exhibitions – **An Ordinance as part of a regional effort to reduce unlawful street exhibitions.**

12. The updated **Tentative City Council Forecast and Consolidated Standing Committee Calendars** are attached for your information.

MARK YOUR CALENDARS

13. There are no new events at this time.

Sincerely,



Elizabeth Pauli
City Manager

EAP:ram



TO: Elizabeth Pauli, City Manager
FROM: Ted Richardson, Management Fellow
COPY: City Council; City Clerk; Linda Stewart, Director, Neighborhood and Community Services
DATE: March 2, 2021
SUBJECT: February 2021 Neighborhood Council Liaison Report

SUMMARY:

The purpose of this memo is to provide a summary of topics and concerns discussed at the eight neighborhood councils and the Community Council of Tacoma during the month of February 2021. These items have been identified by the City Manager's Office liaison to each council as important or useful to bring to the City Council and City Manager's attention.

Several organizations are going to each council as able to. They include Tacoma Pierce County Health Department giving updates on the COVID-19 vaccines, Litter 253, and the Tacoma Area Commission on Disabilities.

Questions regarding the Neighborhood Councils can be directed to the Program Coordinator at NeighborhoodCouncils@cityoftacoma.org.

TOPICS and CONCERNS:

Central Tacoma Neighborhood Council: Liaison reports and TPCHD presented.

Community Council of Tacoma: Community Council focused their discussion primarily on internal operations and 2021 planning. Planning and Development presented on the At Home in Tacoma project and the group plans to promote engagement on the project as it moves forward.

East Tacoma Neighborhood Council: Concern was expressed about illegal dumping on WADOT property on S. 38th Street under the underpass gulch. Staff advised that this was under the state's jurisdiction.

New Tacoma Neighborhood Council: They did not invite liaisons so that they could plan their goals and activities for 2021.

Northeast Tacoma Neighborhood Council: The council discussed the warming center at the Norpoint Community Center, Litter 253, and the Tideflats.

North End Neighborhood Council: Concern was raised about the Home in Tacoma project and community members lacking in person/accessible meetings. Concern was also raised about the recycling center on Pearl Street filling up and overflowing.

South End Neighborhood Council: Liaison reports were given and the council mentioned that it is working on its action plan.

South Tacoma Neighborhood Council: The council continues to be concerned about the ground water protection district consideration for the south Tacoma area, and concerns about the industrial zoning down South Tacoma Way.



West End Neighborhood Council: The council requested a presentation from the Planning and Development department and Tacoma Housing Authority on the planned construction at James Center North. Both Planning and Development and THA responded immediately with up-to-date information and agreed to present at the next meeting. Both entities had previously presented to the West End NC, but there was a complete turnover of the council members a year ago, so this new group has not yet heard this information.



TO: Elizabeth A. Pauli, City Manager
FROM: Kurtis D. Kingsolver, P.E., Public Works Director/City Engineer
COPY: Tadd Wille, Deputy City Manager
SUBJECT: PTAG Recommendation No. 16 - Addressing Parking Constraints in the St Helens Neighborhood
DATE: February 17, 2021

This memorandum provides notice that Public Works staff have reviewed Parking Technical Advisory Group's Recommendation No. 16. Staff believes the recommended changes are consistent with parking system's established guiding principles; however, due to continuing impacts of the COVID-19 pandemic the timing of the deployment of these proposals will be a monitoring process prior to implementation. It is staff's recommendation to accept all recommendations as currently outlined, with a phased approach, and implement when the parking environment will most readily support the various changes. In the table below, staff have identified the components of the recommendation along with proposed triggers for implementation. This is an acknowledgement that some of the changes would not be appropriate with how the parking is currently being utilized during this pandemic.

Timing of Deployment Summary:

The impacts of the current pandemic have caused residents to contribute significantly to the daytime population and have voiced a greater need for more appropriate parking controls. With the increased residential capacity to the on-street system, the City will be well served by adding this additional tool to expand the availability of the Residential Parking Program to those areas zoned Downtown-Residential.

Staff is in support of implementing Item No. 1 as soon as practical. Due to the COVID-19 pandemic, staff will continue to monitor the practicability and timing of the deployment prior to pursuing enactment of Item Nos. 2 and 3. An outreach and implementation plan will be developed prior to the deployment of Item Nos. 2 and 3. Staff will send a memorandum to the City Manager outlining those efforts and advising of a timeline for implementation.

	Proposed Changes	Anticipated Benefits	Triggers for Implementation
1	Allow areas zoned under Downtown-Residential to be eligible for the Residential Parking Program, but remain subject to the requirements falling under Mixed-Use.	Increase user access to destinations with a demand for short- and long-term parking.	Immediate implementation.
2	Institute two-hour unpaid zone from 8:00 a.m. to 6:00 p.m. in the vicinity of 6 th Avenue and Fawcett Avenue.	Stimulate turnover along street segments that have reached practical capacity and more closely align with business needs.	Implement when business activities resume and support the expansion of short-term parking provisions in the area.
3	Initiate a staggered phase out of "Official Vehicle Only" parking in the on-street system.	Converts 11 on-street spaces for public use.	Implement after Item Nos. 1 and 2 have been implemented AND area occupancies support the need for additional "public" capacity.

City staff has been present for the supporting conversations and has verified support of the changes through property and business owners. The recommendations that have been presented are consistent with the historical conversations between City Staff, the Parking Technical Advisory Group and community members.

Should you have any questions or concerns regarding this effort, please contact Eric Huseby, Parking Services Manager, at (253) 591-5437 or ehuseby@cityoftacoma.org.



RECOMMENDATION NUMBER 16

December 5, 2019

Much like Recommendation #15, the PTAG has been evaluating the adjacent unpaid stalls and if they continue to provide customer, client and visitor options for businesses outside of the paid area – where parking demand indicates a need for more deliberate management tools, but does not yet support a paid parking product.

The PTAG looks to its core guiding principles to assist in managing downtown parking:

- Manage on-street parking to a 15% vacancy (or 85% occupancy) to ensure one stall is available on every block face.
- Keep the customer, client & visitor as the primary user of downtown on-street parking to ensure maximum use of the right-of-way.
- Make the system easy to use and easy to understand to avoid misunderstandings for infrequent users.

One of the areas seeing development, change and pressure from adjacent parking generators is the area sometimes known as the St. Helens area. The area runs between the downtown core and the Stadium Mixed Use Center. This area is heavily parked with a mix of property types and uses with significant parking generators on either side of the neighborhood. The area is concerned about losing on-street parking capacity to all day parkers who minimize turnover of parking stalls which in turn restricts commerce activity. The PTAG looked at two options to help preserve parking for local users.

Residential Parking Zones

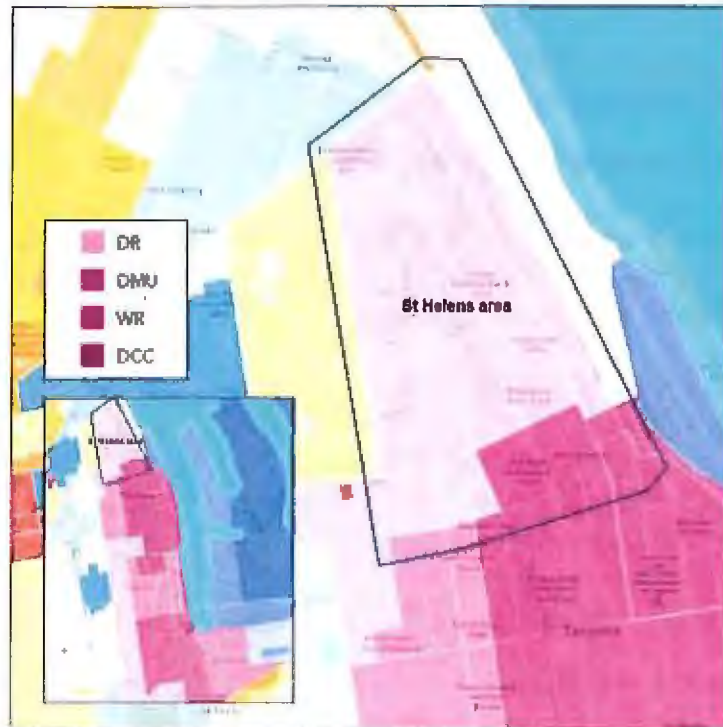
Within areas zoned mixed use, the City allows for residential parking zones (RPZs) where the property meets the following criteria:

- 1) Exclusively residential on the street frontage of the building
- 2) Not on a Designated Pedestrian Street
- 3) A minimum of 110 feet of frontage
- 4) Inclusive of at least two independent property owners.

Recommendation #14 dated 3/14/18 can be referenced for a more full detail on how this logic is applied.

TACOMA PARKING

The parking management products in downtown reflects this by prioritizing the customer/client/visitor at the expense of longer term users such as employees and residents. The land use zoning in the area incentivizes residential development over commercial development. Even though the area consists of various land uses such as retail, office and educational the preferred use of the area is high density residential. Typically in areas of residential development the residential population contributes minimally to the daytime population until the afternoon when residents return. Therefore with little residential parking demand during the day, the area backfills with long terms users that hinders access to short term users and contributes to constraints in afternoons with returning residents. Parking management tools should encourage turnover to increase access for short term users while offering protections for residents.



Establishing parking regulations in this area similar to those established in mixed use, the city's parking system would more likely align the parking policies with the established 'preferred use' of residential as defined in the land use zoning code. Using the same RPZ rules as areas of mixed use zoning, it would recognize residential parkers as the preferred users when adjacent to exclusively residential land uses. Furthermore, recognizing the residential parking demand is less intense during the daytime it will increase access for short term users to accommodate existing and new economic growth.

Applying rules similar to areas with mixed use development, the adjacent DR zones would allow for a standard "2 hour or by permit" parking product in areas that support it. Residential property owners and/or tenants will have the opportunity to petition for RPZs when the street level frontage qualifies under the same requirements as mixed use zoning.

Based on the similarities between the priorities of the underlying zoning, the PTAG is recommending the parking tools provided for mixed use zoning as articulated in Recommendation #14 be extended to areas

TACOMA PARKING

zoned DR acknowledging that these areas more closely align with mixed use development versus the downtown commercial activities. However, no on-street changes will be made without the request of adjacent property owners.

Tacoma/Fawcett & 6th Changes

Currently, this area has some visitors as well as numerous all day parkers. Many of the all day users in the unregulated zones appear to be employees working in the downtown core which limits the ability of customers to reach the businesses in the area.

Furthermore, The Grand (movie theater), the owners of 445 Tacoma Avenue, and others have stated that 90-min limits are insufficient for many of their customers. At the same time, the unregulated stalls are full most of the day, discouraging customer use.

By resetting time limits to better match the needs of the adjacent properties, turnover and use of the right-of-way should increase. Increased turnover will provide more opportunities for customer parking as well.

The PTAG has been approached by representatives of businesses and property owners near 6th & Fawcett and 6th & Tacoma requesting changes to the on-street parking products to better serve customer, clients and visitors and decrease parking occupancies where the system is over parked during the daytime.



The PTAG also examined the adjacent “Official Vehicle” zone just north on Tacoma Avenue. This zone appears to be used mostly by personal vehicles rather than municipal vehicles. Furthermore, there are consistently unoccupied stalls in this zone while all surrounding unregulated stalls are full for most of



the day. To better balance the needs of the neighborhood transitioning these stalls for wider use will increase occupancies and allow for clearer regulations. Regular enforcement of this area is important so that the changes are adhered to.

In summary, the PTAG recommends the following changes:

- Institute a 2-hour unpaid zone from 8AM-6PM on the following streets:
 - West side of Fawcett Avenue from 6th Avenue south 100ft to the driveway of the parking lot, excepting the northernmost stall which would remain as a loading zone (currently 90-min limit);
 - East side of Fawcett Avenue from 6th Avenue south to Baker Street (currently 90-min limit);
 - South side of 6th Avenue from Court E east to Fawcett (currently 90-min limit);
 - North side of 6th Avenue from Fawcett to Tacoma Avenue (currently unregulated); and
- Remove the Official Vehicle parking zone on the east side of Tacoma Avenue between S. 5th Street and S. 4th Street leaving the area unregulated
- Establish regular enforcement in the maintained Official Vehicle only parking along Fawcett to ensure that the stalls are used by officially sanctioned vehicles and not personal vehicles of employees of the area

The map on page 3 identifies the areas where the parking changes are being recommended.

Respectfully presented by:

Steph Farber, Co-Chair
Judi Hyman, Co-Chair
Joe Laran, Co-Chair

Approved by:

Elizabeth Pauli, City Manager, City of Tacoma

3/3/2021
Date



TO: Elizabeth A. Pauli, City Manager
FROM: Michael P. Slevin III, P.E., Environmental Services Director *EMS MPS*
COPY: City Council
SUBJECT: Resolution to Adopt the Watershed Restoration and Enhancement Plans for the Puyallup River Watershed and Chambers-Clover Creek Watershed
DATE: March 10, 2021

SUMMARY:

In January 2018, the Legislature passed the Streamflow Restoration law, Chapter 90.94 RCW, that helps restore stream flows to levels necessary to support robust, healthy, and sustainable salmon populations while providing water for homes in rural Washington. The law directs the Department of Ecology to lead local planning Committees to develop Watershed Restoration and Enhancement Plans that identify projects to offset potential consumptive impacts of new permit-exempt domestic groundwater withdrawals on instream flows over the next 20 years (2018 – 2038), and provide a net ecological benefit to the watershed.

The Department of Ecology (Ecology) established the Watershed Restoration and Enhancement Committees to collaborate with tribes, counties, cities, state agencies, and special interest groups in the Puyallup River watershed, also known as the Water Resource Inventory Area (WRIA) 10, and Chambers-Clover Creek watershed, also known as WRIA 12. The WRIA 10 and 12 Committees met for over 2 years to develop the Watershed Restoration and Enhancement Plans. City staff have been present throughout the committee process and have commented on the plans throughout development.

We will submit this request to the full Council to vote for approval of the Puyallup River Watershed (WRIA 10), and Chambers-Clover Creek Watershed (WRIA 12) Watershed Restoration and Enhancement Plans at the March 23, 2021 City Council Meeting.

BACKGROUND:

The 2018 Streamflow Restoration Law, Chapter 90.94 RCW, was passed in response to the [Hirst decision](#), a 2016 Washington State Supreme Court decision that limited a landowner's ability to get a building permit for a new home when the proposed source of water was a [permit-exempt well](#). The law clarifies how counties issue building permits for homes that use a permit-exempt well for a water source. Ecology has led the efforts to create watershed plans that will create a net ecological benefit for the impacts of permit-exempt wells. The plans were authored by Ecology and developed through a collaborative committee process.

The watershed plans include several policy recommendations and an adaptive management process. The policy recommendations contain actions to track permit-exempt wells and increase water conservation. The adaptive management process includes a mechanism for tracking new permit-exempt wells and project implementation, periodic reporting on project status, and recommendations for a response if project implementation lags new permit-exempt well connections. These measures, in addition to the surplus water offset and supplemental habitat improvement projects, provide reasonable assurance that the plan will adequately offset new consumptive use from permit-exempt wells anticipated during the planning horizon. The plans provide only recommendations and there is no requirement for the City to act on any recommendation.

Each watershed plan has a list of projects and actions that will offset the withdrawal from the projected number of permit-exempt wells and lead to net ecological benefit for each watershed during the required planning horizon. In the Chambers-Clover Creek Watershed and Recovery Plan, there is a project that was sponsored by the City of Tacoma to investigate the feasibility of infiltration in the South Tacoma Channel area.

Plans have been reviewed by Environmental Services and Tacoma Water staff and staff have no objections to the plans. The plans do not obligate any jurisdiction, including the City, to take any actions. The plans do contain some recommendations. Plan approval will only mean that Tacoma agrees with the plan and its conclusions and recommendations.

The Streamflow Restoration Act of 2018 also included a Streamflow Restoration Grant (SRG) program. The Watershed Restoration and Enhancement Plan, WRIA 12 - Chambers-Clover Watershed includes the City of Tacoma sponsored South Tacoma Channel Infiltration Feasibility Study project in its project list. The City of Tacoma applied for and was awarded a \$387,000 SRG from Ecology to conduct the South Tacoma Channel Infiltration Feasibility Study. The City's vote on approval of the plan does not affect the award of this funding.

ISSUE:

Environmental Sustainability is important to the City of Tacoma. These watershed plans will aid in the sustainable use of water resources in the WRIA 10 and WRIA 12 watersheds. Ecology will review each plan to ensure that they meet the goal of net ecology benefit.

These plans largely deal with permit-exempt water supply wells, which typically do not occur within the City of Tacoma. These plans do not affect Tacoma Water or their water supply as Tacoma Water has a separate process for analysis of their water supply and service area.

ALTERNATIVE:

The City elects not to approve the watershed plans. Per the legislation RCW 90.94, all members of the committee must approve the plan, or Ecology must take actions that could include amending the draft plans.

FISCAL IMPACT:

The plans do not require the City to take any action. There is no fiscal impact.

RECOMMENDATION:

The plan's objectives are to support robust, healthy and sustainable salmon populations while ensuring that homes in rural Washington have access to water.

Environmental Services recommends full Council consideration and approval of the Puyallup River Watershed (WRIA 10), and Chambers-Clover Creek Watershed (WRIA 12) Watershed Restoration and Enhancement Plans.

cc: John Burk, P.E., ES Science and Engineering, Division Manager

<https://ecology.wa.gov/Water-Shorelines/Water-supply/Water-rights/Case-law/Hirst-decision>;
<https://ecology.wa.gov/Water-Shorelines/Water-supply/Water-rights/Groundwater-permit-exemption>



Citywide Weekly Briefing for 01 March 2021 to 07 March 2021

The data is not National Incident Based Reporting System (NIBRS) compliant. Do not compare the results with any report using that standard. The data is dynamic and is subject to change and/or revision. The number of distinct offenses listed on a report are counted. This does not represent reports or individuals. All data is compared to last year for the same number of days. Small numbers may cause large percent increases and decreases.

Offense Breakdown	7 Days		28 Days		Year to Date		7 Days	28 Days	YTD
	02-Mar-2020	01-Mar-2021	10-Feb-2020	08-Feb-2021	01-Jan-2020	01-Jan-2021			
	08-Mar-2020	07-Mar-2021	06-Mar-2020	07-Mar-2021	06-Mar-2020	07-Mar-2021			
Persons	77	58	272	263	673	648	24.7%▼	3.3%▼	3.7%▼
Assault	69	56	242	251	601	600	18.8%▼	3.7%▲	0.2%▼
Homicide (doesn't include Negligent/Justifiable)	0	0	1	0	2	5	0.0%	100.0%▼	150.0%▲
Kidnapping/Abduction	1	0	3	7	13	8	100.0%▼	133.3%▲	38.5%▼
Sex Offenses, Forcible	7	2	26	5	57	35	71.4%▼	80.8%▼	38.6%▼
Property	378	293	1553	1460	3775	3416	22.5%▼	6.0%▼	9.5%▼
Arson	1	6	10	15	16	27	500.0%▲	60.0%▲	68.8%▲
Burglary/Breaking and Entering	32	35	134	158	339	352	9.4%▲	17.9%▲	3.8%▲
Counterfeiting/Forgery	2	1	12	14	29	22	50.0%▼	16.7%▲	24.1%▼
Destruction/Damage/Vandalism of Property	104	77	444	368	1144	910	26.0%▼	17.1%▼	20.5%▼
Fraud	14	7	70	24	193	88	50.0%▼	65.7%▼	54.4%▼
Larceny/Theft	173	100	688	535	1574	1326	42.2%▼	22.2%▼	15.8%▼
Motor Vehicle Theft	42	52	133	274	330	545	23.8%▲	106.0%▲	65.2%▲
Robbery	6	6	34	34	81	77	0.0%	0.0%	4.9%▼
Stolen Property	4	8	25	34	64	63	100.0%▲	36.0%▲	1.6%▼
Society	13	6	78	53	209	127	53.8%▼	32.1%▼	39.2%▼
Drug/Narcotic	8	1	58	25	147	72	87.5%▼	56.9%▼	51.0%▼
Pornography/Obscene Material	1	0	2	2	7	4	100.0%▼	0.0%	42.9%▼
Prostitution	0	0	1	1	1	1	0.0%	0.0%	0.0%
Weapon Law Violations	4	5	17	25	54	50	25.0%▲	47.1%▲	7.4%▼
Citywide Totals	468	357	1903	1776	4657	4191	23.7%▼	6.7%▼	10.0%▼

Last 7 Days

Notes:

- There were no Homicide offense(s) during the last 7 days.
- 57.1% (32/56) of the Assaults were coded Simple Assault.
- There were 36 DV-related offenses.
- 66.7% (24/36) of the DV-related offenses were Persons.
- 42.9% (24/56) of the Assaults were DV-related.
- DV-related Offenses: 44 ≥ 36
- There was 1 Gang-Related offense(s) during the last 7 days.
- Theft from Motor Vehicle: 84 ≥ 44

Top 5 Locations - Compared to last year

- 4502 S Steele St: 6 ↗ 17
- 8235 S Hosmer St: 0 ↗ 6
- 2424 S 41st St: 0 ↗ 5
- 2219 S 74th St: 0 ↗ 4
- 4801 Tacoma Mall Blvd: 1 ↗ 4
- 425 South Tacoma Way: 0 ↗ 4

Top 5 Offense Locations - Compared to last year

- Parking Lot: 95 ≥ 86
- Street/Right Of Way: 62 ≥ 52
- Single Family Residence: 51 ≥ 39
- Apartment: 29 ≥ 21
- Drug Store: 19 ≥ 17



Sector 1 Weekly Briefing for 01 March 2021 to 07 March 2021

The data is not National Incident Based Reporting System (NIBRS) compliant. Do not compare the results with any report using that standard. The data is dynamic and is subject to change and/or revision. The number of distinct offenses listed on a report are counted. This does not represent reports or individuals. All data is compared to last year for the same number of days. Small numbers may cause large percent increases and decreases.

Offense Breakdown	7 Days		28 Days		Year to Date		7 Days	28 Days	YTD
	02-Mar-2020	01-Mar-2021	10-Feb-2020	08-Feb-2021	01-Jan-2020	01-Jan-2021			
	08-Mar-2020	07-Mar-2021	08-Mar-2020	07-Mar-2021	06-Mar-2020	07-Mar-2021			
Persons	17	13	73	75	186	165	23.5%▼	2.7%▲	11.3%▼
Assault	14	13	64	73	165	154	7.1%▼	14.1%▲	6.7%▼
Homicide (doesn't include Negligent/Justifiable)	0	0	0	0	1	2	0.0%	0.0%	100.0%▲
Kidnapping/Abduction	0	0	0	0	3	1	0.0%	0.0%	66.7%▼
Sex Offenses, Forcible	3	0	9	2	17	8	100.0%▼	77.8%▼	52.9%▼
Property	104	60	385	326	852	741	42.3%▼	15.3%▼	13.0%▼
Arson	1	1	2	6	4	7	0.0%	200.0%▲	75.0%▲
Burglary/Breaking and Entering	10	7	30	38	63	77	30.0%▼	26.7%▲	22.2%▲
Counterfeiting/Forgery	0	0	2	3	6	5	0.0%	50.0%▲	16.7%▼
Destruction/Damage/Vandalism of Property	30	14	131	87	317	233	53.3%▼	33.6%▼	26.5%▼
Fraud	2	1	9	4	27	16	50.0%▼	55.6%▼	40.7%▼
Larceny/Theft	50	18	179	110	355	256	64.0%▼	38.5%▼	27.9%▼
Motor Vehicle Theft	10	14	25	63	60	112	40.0%▲	152.0%▲	86.7%▲
Robbery	1	2	5	5	14	15	100.0%▲	0.0%	7.1%▲
Stolen Property	0	3	2	9	6	18	NC	350.0%▲	200.0%▲
Society	5	3	12	9	32	21	40.0%▼	25.0%▼	34.4%▼
Drug/Narcotic	5	0	12	3	26	12	100.0%▼	75.0%▼	53.8%▼
Pornography/Obscene Material	0	0	0	0	0	0	0.0%	0.0%	0.0%
Prostitution	0	0	0	0	0	0	0.0%	0.0%	0.0%
Weapon Law Violations	0	3	0	6	6	9	NC	NC	50.0%▲
Sector Totals	126	76	470	410	1070	927	39.7%▼	12.8%▼	13.4%▼

Last 7 Days

Notes:

- There were no Homicide offense(s) during the last 7 days.
- 61.5% (8/13) of the Assaults were coded Simple Assault.
- There were 7 DV-related offenses.
- 71.4% (5/7) of the DV-related offenses were Persons.
- 38.5% (5/13) of the Assaults were DV-related.
- DV-related Offenses: 8 ≥ 7
- There were no Gang-Related offense(s) during the last 7 days.
- Theft from Motor Vehicle: 29 ≥ 6

Top 5 Locations - Compared to last year

- 425 South Tacoma Way: 0 ≥ 4
- 820 E D St: 0 ≥ 3
- 1425 E 27th St: 3 ↔ 3
- 2011 S 7th St: 0 ≥ 3
- 702 Martin Luther King Jr Way: 0 ≥ 2
- There were 5 additional locations with 2.

Top 5 Offense Locations - Compared to last year

- Parking Lot: 28 ≥ 17
- Street/Right Of Way: 26 ≥ 16
- Single Family Residence: 9 ≥ 6
- Apartment: 7 ≥ 6
- Alley: 0 ≥ 5



Sector 2 Weekly Briefing for 01 March 2021 to 07 March 2021

The data is not National Incident Based Reporting System (NIBRS) compliant. Do not compare the results with any report using that standard. The data is dynamic and is subject to change and/or revision. The number of distinct offenses listed on a report are counted. This does not represent reports or individuals. All data is compared to last year for the same number of days. Small numbers may cause large percent increases and decreases.

Offense Breakdown	7 Days		28 Days		Year to Date		7 Days	28 Days	YTD
	02-Mar-2020	01-Mar-2021	10-Feb-2020	08-Feb-2021	01-Jan-2020	01-Jan-2021			
	08-Mar-2020	07-Mar-2021	08-Mar-2020	07-Mar-2021	06-Mar-2020	07-Mar-2021			
Persons	14	10	52	49	117	119	28.6%▼	5.8%▼	1.7%▲
Assault	14	10	48	46	105	107	28.6%▼	4.2%▼	1.9%▲
Homicide (doesn't include Negligent/Justifiable)	0	0	0	0	0	1	0.0%	0.0%	NC
Kidnapping/Abduction	0	0	0	2	3	2	0.0%	NC	33.3%▼
Sex Offenses, Forcible	0	0	4	1	9	9	0.0%	75.0%▼	0.0%
Property	120	69	443	378	1091	869	42.5%▼	14.7%▼	20.3%▼
Arson	0	2	0	4	0	5	NC	NC	NC
Burglary/Breaking and Entering	6	7	33	41	106	85	16.7%▲	24.2%▲	19.8%▼
Counterfeiting/Forgery	2	0	6	5	9	7	100.0%▼	16.7%▼	22.2%▼
Destruction/Damage/Vandalism of Property	33	17	126	81	324	200	48.5%▼	35.7%▼	38.3%▼
Fraud	2	2	23	6	65	27	0.0%	73.9%▼	58.5%▼
Larceny/Theft	61	27	216	152	484	380	55.7%▼	29.6%▼	21.5%▼
Motor Vehicle Theft	12	12	24	81	68	149	0.0%	237.5%▲	119.1%▲
Robbery	2	0	11	2	23	9	100.0%▼	81.8%▼	60.9%▼
Stolen Property	2	2	3	6	11	7	0.0%	100.0%▲	36.4%▼
Society	2	1	11	7	28	13	50.0%▼	36.4%▼	53.6%▼
Drug/Narcotic	1	1	10	2	24	4	0.0%	80.0%▼	83.3%▼
Pornography/Obscene Material	1	0	1	1	2	1	100.0%▼	0.0%	50.0%▼
Prostitution	0	0	0	0	0	0	0.0%	0.0%	0.0%
Weapon Law Violations	0	0	0	4	2	8	0.0%	NC	300.0%▲
Sector Totals	136	80	506	434	1236	1001	41.2%▼	14.2%▼	19.0%▼

Last 7 Days

Notes:

- There were no Homicide offense(s) during the last 7 days.
- 60.0% (6/10) of the Assaults were coded Simple Assault.
- There were 7 DV-related offenses.
- 42.9% (3/7) of the DV-related offenses were Persons.
- 30.0% (3/10) of the Assaults were DV-related.
- DV-related Offenses: 5 ↗ 7
- There were no Gang-Related offense(s) during the last 7 days.
- Theft from Motor Vehicle: 29 ↘ 14

Top 5 Locations - Compared to last year

- 1115 N I St: 0 ↗ 3
- 6101 N Owen Beach Rd: 0 ↗ 3
- Tacoma Ave S & S 4th St: 0 ↗ 3
- 5005 Main St: 0 ↗ 3
- 5928 6th Ave: 0 ↗ 3

Top 5 Offense Locations - Compared to last year

- Parking Lot: 28 ↘ 17
- Street/Right Of Way: 12 ↔ 12
- Single Family Residence: 11 ↘ 8
- Drug Store: 7 ↘ 5
- Medical/Dental/Hospital: 2 ↗ 5



Sector 3 Weekly Briefing for 01 March 2021 to 07 March 2021

The data is not National Incident Based Reporting System (NIBRS) compliant. Do not compare the results with any report using that standard. The data is dynamic and is subject to change and/or revision. The number of distinct offenses listed on a report are counted. This does not represent reports or individuals. All data is compared to last year for the same number of days. Small numbers may cause large percent increases and decreases.

Offense Breakdown	7 Days		28 Days		Year to Date		7 Days	28 Days	YTD
	02-Mar-2020	01-Mar-2021	10-Feb-2020	08-Feb-2021	01-Jan-2020	01-Jan-2021			
	08-Mar-2020	07-Mar-2021	08-Mar-2020	07-Mar-2021	06-Mar-2020	07-Mar-2021			
Persons	17	17	59	63	171	149	0.0%	6.8%▲	12.9%▼
Assault	16	15	51	59	154	137	6.3%▼	15.7%▲	11.0%▼
Homicide (doesn't include Negligent/Justifiable)	0	0	1	0	1	0	0.0%	100.0%▼	100.0%▼
Kidnapping/Abduction	1	0	2	2	5	2	100.0%▼	0.0%	60.0%▼
Sex Offenses, Forcible	0	2	5	2	11	10	NC	60.0%▼	9.1%▼
Property	78	98	384	399	962	954	25.6%▲	3.9%▲	0.8%▼
Arson	0	2	3	4	5	7	NC	33.3%▲	40.0%▲
Burglary/Breaking and Entering	9	9	37	35	84	80	0.0%	5.4%▼	4.8%▼
Counterfeiting/Forgery	0	1	3	6	7	8	NC	100.0%▲	14.3%▲
Destruction/Damage/Vandalism of Property	25	27	98	99	266	248	8.0%▲	1.0%▲	6.8%▼
Fraud	1	4	15	9	42	23	300.0%▲	40.0%▼	45.2%▼
Larceny/Theft	38	34	173	156	436	386	10.5%▼	9.8%▼	11.5%▼
Motor Vehicle Theft	4	17	35	70	81	154	325.0%▲	100.0%▲	90.1%▲
Robbery	0	2	10	13	23	31	NC	30.0%▲	34.8%▲
Stolen Property	1	2	9	6	16	15	100.0%▲	33.3%▼	6.3%▼
Society	0	2	16	26	64	54	NC	62.5%▲	15.6%▼
Drug/Narcotic	0	0	10	14	42	32	0.0%	40.0%▲	23.8%▼
Pornography/Obscene Material	0	0	1	1	3	2	0.0%	0.0%	33.3%▼
Prostitution	0	0	1	0	1	0	0.0%	100.0%▼	100.0%▼
Weapon Law Violations	0	2	4	11	18	20	NC	175.0%▲	11.1%▲
Sector Totals	95	117	459	488	1197	1157	23.2%▲	6.3%▲	3.3%▼

Last 7 Days

Notes:

- There were no Homicide offense(s) during the last 7 days.
- 33.3% (5/15) of the Assaults were coded Simple Assault.
- There were 8 DV-related offenses.
- 62.5% (5/8) of the DV-related offenses were Persons.
- 33.3% (5/15) of the Assaults were DV-related.
- DV-related Offenses: 14 ↘ 8
- There was 1 Gang-Related offense(s) during the last 7 days.
- Theft from Motor Vehicle: 18 ↗ 18

Top 5 Locations - Compared to last year

- 4502 S Steele St: 6 ↗ 17
- 8235 S Hosmer St: 0 ↗ 6
- 2424 S 41st St: 0 ↗ 5
- 4801 Tacoma Mall Blvd: 1 ↗ 4
- 2219 S 74th St: 0 ↗ 4

Top 5 Offense Locations - Compared to last year

- Parking Lot: 27 ↗ 45
- Street/Right Of Way: 8 ↗ 14
- Single Family Residence: 7 ↘ 6
- Other Business: 5 ↗ 6
- Service (Gas) Station: 0 ↗ 5
- Drug Store: 5 ↔ 5



Sector 4 Weekly Briefing for 01 March 2021 to 07 March 2021

The data is not National Incident Based Reporting System (NIBRS) compliant. Do not compare the results with any report using that standard. The data is dynamic and is subject to change and/or revision. The number of distinct offenses listed on a report are counted. This does not represent reports or individuals. All data is compared to last year for the same number of days. Small numbers may cause large percent increases and decreases.

Offense Breakdown	7 Days		28 Days		Year to Date		7 Days	28 Days	YTD
	02-Mar-2020	01-Mar-2021	10-Feb-2020	08-Feb-2021	01-Jan-2020	01-Jan-2021			
	08-Mar-2020	07-Mar-2021	08-Mar-2020	07-Mar-2021	06-Mar-2020	07-Mar-2021			
Persons	29	18	88	76	199	215	37.9%▼	13.6%▼	8.0%▲
Assault	25	18	79	73	177	202	28.0%▼	7.6%▼	14.1%▲
Homicide (doesn't include Negligent/Justifiable)	0	0	0	0	0	2	0.0%	0.0%	NC
Kidnapping/Abduction	0	0	1	3	2	3	0.0%	200.0%▲	50.0%▲
Sex Offenses, Forcible	4	0	8	0	20	8	100.0%▼	100.0%▼	60.0%▼
Property	76	66	341	357	870	852	13.2%▼	4.7%▲	2.1%▼
Arson	0	1	5	2	7	8	NC	60.0%▼	14.3%▲
Burglary/Breaking and Entering	7	12	34	44	86	110	71.4%▲	29.4%▲	27.9%▲
Counterfeiting/Forgery	0	0	1	0	7	2	0.0%	100.0%▼	71.4%▼
Destruction/Damage/Vandalism of Property	16	19	89	101	237	229	18.8%▲	13.5%▲	3.4%▼
Fraud	9	0	23	5	59	22	100.0%▼	78.3%▼	62.7%▼
Larceny/Theft	24	21	120	117	299	304	12.5%▼	2.5%▼	1.7%▲
Motor Vehicle Theft	16	9	49	60	121	130	43.8%▼	22.4%▲	7.4%▲
Robbery	3	2	8	14	21	22	33.3%▼	75.0%▲	4.8%▲
Stolen Property	1	1	11	13	31	23	0.0%	18.2%▲	25.8%▼
Society	6	0	39	11	85	39	100.0%▼	71.8%▼	54.1%▼
Drug/Narcotic	2	0	26	6	55	24	100.0%▼	76.9%▼	56.4%▼
Pornography/Obscene Material	0	0	0	0	2	1	0.0%	0.0%	50.0%▼
Prostitution	0	0	0	1	0	1	0.0%	NC	NC
Weapon Law Violations	4	0	13	4	28	13	100.0%▼	69.2%▼	53.6%▼
Sector Totals	111	84	168	444	1154	1106	24.3%▼	5.1%▼	4.2%▼

Last 7 Days

Notes:

- There were no Homicide offense(s) during the last 7 days.
- 72.2% (13/18) of the Assaults were coded Simple Assault.
- There were 14 DV-related offenses.
- 78.6% (11/14) of the DV-related offenses were Persons.
- 61.1% (11/18) of the Assaults were DV-related.
- DV-related Offenses: 17 ≥ 14
- There were no Gang-Related offense(s) during the last 7 days.
- Theft from Motor Vehicle: 8 ≥ 6

Top 5 Locations - Compared to last year

- 821 E 56th St: 0 ≥ 3
- 801 S 61st St: 0 ≥ 2
- There were an additional 12 locations with 2.

Top 5 Offense Locations - Compared to last year

- Single Family Residence: 24 ≥ 19
- Street/Right Of Way: 16 ≥ 10
- Sporting Goods Store: 7 ≥ 8
- Apartment: 10 ≥ 7
- Parking Lot: 12 ≥ 7



MEETINGS FOR THE WEEK OF MARCH 15, 2021 THROUGH MARCH 20, 2021

TIME	MEETING	LOCATION
MONDAY, MARCH 15, 2021		
4:00 PM	Transit Oriented Development Advisory Group	Join Zoom Meeting at: https://zoom.us/j/84646485001 Telephonic: Dial 253-215-8782 Meeting ID: 846 4648 5001
5:30 PM	Metro Parks Tacoma Board of Commissioners Committee of the Whole	Please visit https://metroparkstacoma.org
TUESDAY, MARCH 16, 2021		
9:00 AM	Hearing Examiner's Hearing *	Please visit https://cityoftacoma.org/hearingexaminer
10:00 AM	Government Performance and Finance Committee	Join Zoom Meeting at: https://zoom.us/j/82752998740 Telephonic: Dial 253-215-8782 Meeting ID: 827 5299 8740 Passcode: 614650
11:00 AM	Bid Opening**	Please visit http://www.tacomapurchasing.org
NOON	City Council Study Session	Join Zoom Meeting at: https://zoom.us/j/89496171192 Telephonic: Dial 253-215-8782 Meeting ID: 894 9617 1192 Passcode: 896569
5:00 PM	City Council Meeting	Join Zoom Meeting at: https://zoom.us/j/84834233126 Telephonic: Dial 253-215-8782 Meeting ID: 848 3423 3126 Passcode: 349099
WEDNESDAY, MARCH 17, 2021		
9:00 AM	Unfit Building Hearings****	Please contact Keith Williams at KWilliams2@cityoftacoma.org
9:00 AM	WorkForce Central Executive Board	Please visit https://workforce-central.org/events/
3:00 PM	Mayor's Youth Commission - Leadership Team	Join Zoom Meeting at: https://zoom.us/j/82490705004 Telephonic: Dial 253-215-8782 Meeting ID: 824 9070 5004 Passcode: 786070
3:00 PM	Tacoma-Pierce County Board of Health Study Session	Please visit https://www.tpchd.org/i-want-to/about-us/board-of-health/board-of-health-meetings
4:00 PM	City Events and Recognitions Committee	Join Zoom Meeting at: https://zoom.us/j/87320156844 Telephonic: Dial 253-215-8782 Meeting ID: 873 2015 6844
5:00 PM	Planning Commission	Join Zoom Meeting at: https://zoom.us/j/82291695133 Telephonic: Dial 253-215-8782 Meeting ID: 822 9169 5133
5:30 PM	Tacoma Public Library Board of Trustees	Please visit https://tacoma.bibliocommons.com/events
5:30 PM	Transportation Commission	Join Zoom Meeting at: https://zoom.us/j/98722456000 Telephonic: Dial 253-215-8782 Meeting ID: 987 2245 6000
THURSDAY, MARCH 18, 2021		
9:00 AM	Hearing Examiner's Hearing *	Please visit https://cityoftacoma.org/hearingexaminer
5:00 PM	Sustainable Tacoma Commission	Please contact Patrick Babbitt at PBabbitt@cityoftacoma.org
5:30 PM	Human Rights Commission Study Session	Join Zoom Meeting at: https://zoom.us/j/9211168520 Telephonic: Dial 253-215-8782 Meeting ID: 921 1166 8520 Passcode: 274234
6:30 PM	Human Rights Commission	Join Zoom Meeting at: https://zoom.us/j/9211168520 Telephonic: Dial 253-215-8782 Meeting ID: 921 1166 8520 Passcode: 274234
FRIDAY, MARCH 19, 2021		
NO MEETINGS SCHEDULED		
SATURDAY, MARCH 20, 2021		
3:00 PM	Mayor's Youth Commission – General Assembly	Join Zoom Meeting at: https://zoom.us/j/83389447063 Telephonic: Dial 253-215-8782 Meeting ID: 833 8944 7063 Passcode: 779930



Meeting sites are accessible to people with disabilities. People with disabilities requiring special accommodations should contact the appropriate department(s) 48 hours prior to the meeting time.

* Hearing Examiner's Hearings and Local Improvement District Meetings meet on an as-needed basis. Please contact the Hearing Examiner's Office at (253) 591-5195 to confirm whether a meeting will be held this week. Hearings may be held at various times throughout the day.

** Bid Opening will be held on an as-needed basis. Please contact the Finance Procurement and Payables Office at 253-502-8468 or www.tacomapurchasing.org to confirm whether Bid Opening will be held.

**** Hearings may be held at various times throughout the day.



**CITY OF TACOMA, WASHINGTON
OFFICE OF THE CITY COUNCIL
COUNCIL CONSIDERATION REQUEST**

TO: Mayor & City Council
FROM: Council Member Lillian Hunter and Council Assistant Claire Goodwin
COPIES TO: Elizabeth Pauli, City Manager; Tadd Wille, Deputy City Manager; Bill Fosbre, City Attorney
SUBJECT: Ordinance Addressing Speed Exhibitions
DATE: March 11, 2021

As part of a regional effort to reduce unlawful street exhibitions, I ask for your support for an ordinance.

LEGISLATIVE INTENT:

Resolution/Ordinance Request: The City of Tacoma has been participating in recent meetings convened by Pierce County Executive, Bruce Dammeier, to include regional jurisdictions' City Managers and Mayors to discuss policy options and taking a regional approach related to an increase in street racing and speed exhibitions. Tacoma's City Manager, Elizabeth Pauli, Mayor Victoria Woodards, and Council Member Lillian Hunter have been attending the meetings alongside representatives from: Fife, Puyallup, Sumner, Lakewood, University Place, Dupont, Bonney Lake, Gig Harbor, Edgewood, Orting, and Steilacoom.

The City of Tacoma currently has laws in place and enforcement tools that the Tacoma Police Department (TPD) uses to respond to street racing and street exhibitions, but the City does not have specific code provisions related directly to unlawful exhibitions of speed or unlawful race attendance. For example, the laws in place that TPD uses to address speed exhibitions include, "reckless endangerment," "failure to disperse," "obedience to police officers," and "interference with free use of streets prohibited."

As part of a regional effort to reduce unlawful street exhibitions and while the City awaits the findings of the Pierce County Force Investigations Team (PCFIT) regarding the incident involving a Tacoma Police Officer on January 23, 2021, I ask for your support for an ordinance that:

1. Addresses unlawful exhibitions of speed to include a clear definition of illegal speed exhibition activities, declares it as a violation, and applies the law across the entire City;
2. Directs the City Manager to ensure data is collected on enforcement of this ordinance in alignment with best practices currently under development as prescribed in Resolution 40685 (2020) in addition to the city of residence of all individuals receiving a citation; and
3. Requests a presentation to Study Session on the findings of the data collected, the effectiveness of the new ordinance, and any recommendations on strengthening the ordinance with a focus on racial equity six months after implementation within the Police Department.

Many of Tacoma's neighboring cities have adopted ordinances specific to street racing. Recently, the City of Fife adopted an emergency ordinance to include specific language that addresses exhibitions of speed, which adds activity such as burnouts, donuts, weaving, drifting, and leaving tire marks on the pavement, to the definition of unlawful race activity.

While we are awaiting the results of the PCFIT investigation into the January 23, 2021 events, passing an ordinance that addresses illegal exhibitions of speed makes it clear that these dangerous activities are not welcome in Tacoma. Having laws in place that address the specific activity we seek to deter will provide police officers the enforcement tools necessary to promote public safety related to unlawful speed exhibitions.

There is no fiscal impact of this proposal.

DESIRED RESOLUTION DATE: March 23, 2021

ALIGNMENT WITH TACOMA 2025 KEY FOCUS AREAS:

Economy/Workforce: *Equity Index Score:* Moderate Opportunity

Decrease the number of vacant properties downtown and in the neighborhood business districts.

Livability: *Equity Index Score:* Moderate Opportunity

Increase positive public perception of safety and overall quality of life.


If you have a question related to the Council Consideration Request, please contact Claire Goodwin (Council Assistant) at (253) 219-0679 or claire.goodwin@cityoftacoma.org.

SUBMITTED FOR COUNCIL CONSIDERATION BY: Council Member Lillian Hunter


SUPPORTING COUNCIL MEMBERS SIGNATURES (2 SIGNATURES ONLY)

(Signatures demonstrate support to initiate discussion and consideration of the subject matter by City Council for potential policy development and staff guidance/direction.)

1.  POS# 6

2.  POS# 2

3.  POS# 7



Mayor's initials

Date	Meeting	Subject	Department	Background
March 16, 2021	City Council Study Session (dial-in 12:00 pm)	Passage of American Rescue Plan Update	City Manager's Office- Rosa McLeod	Council will be briefed on the Passage of American Rescue Plan.
		Heal the Heart Update	Heal the Heart Committee Members	Members of the Core Coordinating Team will provide an update on foundational work for the Heal the Heart initiative.
		Fire Engine Update	Tacoma Fire Department	TFD staff will present financials and staffing related to keeping current engine deployment intact for 2021.
		Systems Transformation	City Manager's Office	City Manager Elizabeth Pauli will be giving an update on Systems Transformation.
	City Council Meeting (dial-in, 5:00 PM)			

Date	Meeting	Subject	Department	Background
March 23, 2021	City Council Study Session (dial-in 12:00 pm)	Equity in Contracting	Community and Economic Development Department	Staff will present the annual EIC report, present a Resolution Request and an Ordinance to request clarification in the appeal process.
		Home In Tacoma Public Review Draft	Planning and Development Services- Elliott Barnett	PDS staff will provide an overview of the Commission's recommendations, which focus on promoting diverse and affordable housing production, and seek Council direction.
		House Bill 1590	Community and Economic Development Department	Staff will make a presentation and continue the discussion of funding for affordable housing and support services through HB 1590 and provide additional information based upon issues raised by Council during the first presentation on February 23rd regarding a strategic spending plan and estimated production levels.
		Systems Transformation	City Manager's Office	City Manager Elizabeth Pauli will be giving an update on Systems Transformation.
		Other items of Interest- Decarbonization Resolution	Council Member Beale	Council will hear a proposed CCR and Resolution regarding decarbonization.
	Committee of the Whole (dial- in 3:00 pm)	Spending Plan for American Rescue Act Funds	City Manager's Office	
	City Council Meeting (dial-in, 5:00 PM)			

Date	Meeting	Subject	Department	Background
March 30, 2021	City Council Study Session (dial-in 12:00 pm)	South Sound Housing Affordability Partners	Cedar River Group	Cedar River Group will provide an update on the South Sound Housing Affordability Partners' (SSHAP) efforts establishing a regional coalition of governments addressing housing affordability.
		Sound Transit Project Updates and Realignment	Planning and Development Services	Staff from PDS and Sound Transit will provide an update on key projects, including the Hilltop Tacoma and Tacoma Dome Link Extensions, as well as the regional budget realignment process.
		Homelessness Update	Neighborhood and Community Services- Linda Stewart	Update Council on the City's approach to homelessness including a discussion of recent emergency sheltering efforts.
		Systems Transformation	City Manager's Office	City Manager Elizabeth Pauli will be giving an update on Systems Transformation.
	City Council Meeting (dial-in, 5:00 PM)			
April 6, 2021	Joint City Council Tacoma Library Board Study Session (dial-in 12:00 pm)	Review of Library Board Strategic Goal Alignment	Kate Larson	Library staff will review Library Board Strategic goal alignment and provide departmental updates.
		Historic Designation 201 N Yakima	Reuben McKnight & Kevin Bartoy.	Staff will provide the Council background on the Landmarks Preservation Commission's recommendations to Council regarding the designation of 201 N Yakima to the Tacoma Register of Historic Places, including an overview of the Commission's deliberations and discussion at the Infrastructure, Planning and Sustainability Committee on February 10, 2021. A resolution is scheduled for Council on April 13, 2021.
		Continuous Improvement Program Overview	Human Resource Continuous Improvement - Ben Thurgood, Steve Sewada, Owen Robinson	Staff will present the City's systematic approach to problem solving, highlight successes throughout the organization, and provide an avenue for Council input into future CI efforts.
		Systems Transformation	City Manager's Office	City Manager Elizabeth Pauli will be giving an update on Systems Transformation
	City Council Meeting (dial-in, 5:00 PM)			

Date	Meeting	Subject	Department	Background
April 13, 2021	City Council Study Session (dial-in 12:00 pm)	Fossil Fuel Study and Tideflats and Industrial Lands Regulations	Planning and Development Services	Non-interim Tideflats and Industrial Land Use Amendments. In preparation for a public hearing scheduled on April 20, 2021, staff will provide an overview of the Planning Commission's recommended amendments to replace the Tideflats Interim Regulations, the public process and comments, and key findings of fact supporting the recommendation. Staff will provide an update on the fossil fuel baseline report to support the Council's discussion of the proposed zoning and land use amendments.
		Systems Transformation	City Manager's Office	City Manager Elizabeth Pauli will be giving an update on Systems Transformation.
		*Executive Session 60 minutes-City Manager Presents Self-Evaluation	Human Resources	
	City Council Meeting (dial-in, 5:00 PM)			
April 20, 2021	City Council Study Session (dial-in 12:00 pm)	Department of Corrections Work Release Site	Department of Corrections -Mark Kucza	
		Systems Transformation	City Manager's Office	City Manager Elizabeth Pauli will be giving an update on Systems Transformation.
		*Executive Session 90 minutes- City Manager Performance Review Council Provides Input to Mayor	Human Resources	
	City Council Meeting (dial-in, 5:00 PM)			

Economic Development Committee

Committee Members: Thoms (chair), Blocker, McCarthy, Ushka, Alternate-Beale Executive Liaison: Tadd Wille; Staff Support - Lynda Foster		2nd, 4th, and 5th Tuesdays 10:00 a.m. Virtual meeting	CBC Assignments: •Tacoma Arts Commission •Greater Tacoma Regional Convention Center Public Facilities District •City Events and Recognition Committee •Tacoma Creates Advisory Board
	Topic	Presenter	Description
March 23, 2021	<i>South Sound Manufacturing Industrial Council update</i>	Frank Boykin, Director, Manufacturing Industrial Council	Informational briefing on the current work of the South Sound Manufacturing Industrial Council
	<i>Downtown Tacoma Partnership</i>	David Schroedel, Executive Director, Downtown Tacoma Partnership	Update on the work of the Downtown Tacoma Partnership.
Future			
March 30, 2021	<i>Port of Tacoma Strategic Plan</i>	Eric D. Johnson, Executive Director, Port of Tacoma	Informational briefing on the Port of Tacoma's strategic planning process.
April 13, 2021			
April 27, 2021			

Community Vitality and Safety

Committee Members: Ushka (Chair), Beale, Hines, Blocker, Alternate-Hunter Executive Liaison: Linda Stewart; Staff Support - Ted Richardson		2nd and 4th Thursdays 4:30 p.m. Room 248	CBC Assignments: • Citizen Police Advisory Committee • Human Services Commission • Human Rights Commission • Housing Authority • Commission on Disabilities • Library Board • Tacoma Community Redevelopment Authority
	Topic	Presenter	Description
March 25, 2021	Interviews for the Human Rights Commission	Doris Sorum, City Clerk	
	2021-2022 Annual Action Plan for Housing and Community Development	Felicia Medlen	Provide CVS an opportunity to review and comment on funding recommendations and planned activities for the upcoming program year, beginning July 1, 2021
April 8, 2021	Interviews for the Commission on Immigrant and Refugee Affairs	Doris Sorum, City Clerk	
April 22, 2021	The Strategic Alliance to end Domestic Violence	Linda Stewart, NCS Director and Heather Moss, Director of Human Services for Pierce County	Presentation of the final report from the Strategic Alliance to end Domestic Violence

Government Performance and Finance Committee			
Committee Members: Hines, Hunter (chair), Thoms (vice chair), and Walker Alternate - Blocker		1st and 3rd Tuesday	CBC Assignments: •Public Utility Board •Board of Ethics •Audit Advisory Board •Civil Service Board
Executive Liaison: Andy Cherullo; Staff Support - Ted Richardson		10 a.m.	
		Room 248	
	Topic	Presenter	Description
March 16, 2021	2019 SAO Exit Conference	Linda Mastin	The State Auditor's Office (SAO) will be holding a 2019 exit conference to discuss the results of several 2019 audits.
April 6, 2021	TPU Advanced Metering presentation	LaTasha Wortham	TPU will be providing an informational briefing on the Advance Metering Project.
April 20, 2021			

Infrastructure, Planning and Sustainability Committee

Committee Members: McCarthy (Chair), Walker (Vice Chair), Beale, & Hunter; Alternate-Ushka Executive Liaison: Mike Slevin; Coordinator: Claire Goodwin		2nd and 4th Wednesdays 4:30pm Virtual Meeting	CBC Assignments: •Sustainable Tacoma Commission •Planning Commission •Landmarks Preservation Commission •Board of Building Appeals •Transportation Commission
	Topic	Presenters	Description
March 24, 2021	South Tacoma Groundwater Protection District	Esther Beaumier, Program Manager, Tacoma-Pierce County Health Department; Lisa Spadoni, Principal Planner, PDS	An informational briefing from PDS on the history, zoning, and standards of the South Tacoma Groundwater Protection District and from the Tacoma-Pierce County Health Department on underground storage tanks. Presentation will address land uses and development standards in the District, and how the City and TPCHD work together to address existing pollution.
	Recycle Reset Update	Mike Slevin, Director, ES	Informational update on Environmental Services Recycle Rest program.
April 14, 2021	6 YR Transportation Improvement Program	Jennifer Kammerzell, Principal Engineer, Public Works	Proposed Amendments Public Works Staff will provide a presentation on the annual Six-Year Transportation Improvement Program Amendments, which includes proposed staff project additions, completions, and deletions.
	Puyallup Ave Transit/Complete Streets Improvement Project Update	Mark D'Andrea, Project Manager, Public Works	Briefly review the project's conceptual design, and discuss ongoing stakeholder communication, grant acceptance, project funding and schedule.
April 28, 2021	6 YR Transportation Improvement Program	Jennifer Kammerzell, Principal Engineer, Public Works	Draft Final Proposed Amendments Public Works Staff will provide a presentation on the annual Six-Year Transportation Improvement Program Amendments, which includes incorporation of feedback from the Infrastructure, Planning, and Sustainability Committee meeting on April 14, 2021.