



State Work Release Expansion

Tacoma City Council
April 2021



1

State Work Release Expansion

DOC Mission: *To Improve Public Safety by Positively Changing Lives*

DOC Vision: *Working Together for Safer Communities*

Meeting Objectives:

Gain a mutual understanding of...

- DOC Work Release program, placement criteria, expectations and progression through program
- Existing Work Release facilities and building components
- Expansion project and timeline
- Why DOC is looking here



2

Work Release Program Overview

Program Description

- From **prison to community** while:
 - Under DOC authority
 - In partial confinement
- Focus on **reentry, transition, and stability** by:
 - Finding/retaining employment
 - Re-connecting with family members
 - Becoming contributing citizens
 - Learning/refining life skills such as:
 - Using public transportation
 - Shopping
 - Managing personal finances



3

Work Release Program Overview

Placement Criteria

- **Eligibility is an earned privilege**
 - Good behavior and program compliance
- **Screening Criteria**
 - Defined in law and established in policy*
 - Trained staff identify participants based on identified risk and needs
 - Multiple levels of review required to approve some cases
- **Can be ineligible due to:**
 - Misconduct
 - Outstanding legal issues
 - Community concerns such as:
 - Victim concerns
 - Prior failure or rules violations at work release
 - Excess or serious pattern of criminal history
 - Heinous or notorious crime(s)

* Screening criteria are listed in policy DOC 300.500



4

Work Release Program Overview

Participant (Resident) Expectations

- **Residents must:**
 - Work, attend school or vocational training or transitional programming
 - Activities in the community are approved for personal essential business, employment, education, programming, and treatment
 - Contribute financially
 - Remain in the facility unless there is specific, prior written approval
 - Undergo frequent UAs for drug/alcohol use
 - Continue programming, treatment or therapy to address identified risk/need areas associated with criminal activity
 - Cooperate with monitoring and behavioral expectations in the work release facility, workplace and other locations in the community



5

Work Release Program Overview

Progression through Program

- **Three phase program**
- **“Step down” approach**
- **Gradual community access based upon:**
 - Following all rules
 - An individualized case plan
 - Compliant time in the facility
 - Meeting individual case plan objectives

...in order to increase public safety.

Mike Schindler, *Facilitator*



6

Work Release Program Overview Population Data

Facility Population	603	3.5%
Gender		
Male	504	83.6%
Female	99	16.4%
Assessed Risk Level Classification (Risk to Reoffend)¹		
High Violent Property Drug (HVPD)	128	21.2%
High Violent (HV)	48	8.0%
High Property (HP)	220	36.5%
High Drug (HD)	77	12.8%
Moderate (MOD)	45	7.5%
Lower (LOW)	85	14.1%
Other/Unclassified	-	0.0%
Most Serious Current Offense²		
Murder 1 and 2	18	3.0%
Manslaughter	13	2.2%
Sex crimes	2	0.3%
Robbery	39	6.5%
Assault	138	22.9%
Property crimes	259	43.0%
Drug crimes	101	16.7%
Other/Unknown	33	5.5%
Total Confinement Sentence Length Ordered³		
Less than 2 years	212	35.2%
2 – 5 years	248	41.1%
5 – 10 years	105	17.4%
Over 10 years	37	6.1%
Life with the possibility of parole	-	0.0%
Life without parole	1	0.2%

WORK RELEASE RECIDIVISM

Calendar Year Released / Gender	Returned to Prison	
	Total Within 3 Years	
	f	%
2012	454	28.34%
FEMALE	39	16.67%
MALE	415	30.34%
2013	399	27.98%
FEMALE	56	23.43%
MALE	343	28.90%
Total	853	28.17%
Total DOC average		32.80%



7

Work Release Program Overview Cost-Benefit Analysis

	Total Benefits	Taxpayer Benefits	Non- taxpayer Benefits	Chance Benefits will exceed cost
Work release	\$4,303	\$1,067	\$3,236	99%

Total benefits are the average benefits of the program, per-participant. This is the sum of the taxpayer and non-taxpayer benefits.

Taxpayer benefits are benefits that accrue to the taxpayers of the state of Washington through a variety of sources, including costs avoided in the criminal justice system and publicly funded health care costs avoided due to reductions in substance use.

Non-taxpayer benefits include benefits that accrue directly to program participants; benefits that accrue to others in society, such as the reduced costs to victims of crime from avoided crime; and indirect benefits, such as the value of a statistical life and the deadweight costs of taxation.

Chances benefits will exceed costs describes the “risk” of the investment. In our benefit-cost analysis, we account for uncertainty in our estimates by allowing key inputs to vary across thousands of scenarios. We run our benefit-cost model 10,000 times; this statistic shows the percentage of cases in which total benefits were greater than the costs.

*source Washington State Institute for Public Policy 2017



8

Work Release Program Overview

Engrossed Substitute Senate Bill 6157 (2007)

- In determining the county of discharge for an offender on community supervision, community custody, or community placement, the offender must be returned to his or her county of origin unless it is determined that returning the offender to that county would be inappropriate.
- County of origin is defined as the county of the offender's first felony conviction in Washington. If the department returns the offender to a location other than the county of origin, the department must notify the Local Law and Justice Council in writing.



9

Work Release Program Overview

Distribution Data

COUNTY	Fiscal Year 2018				Release			
	Admission	%	Release	%	Calo. Bed Distribution	Actual Beds (782 beds)	Proposed (382 beds)	Calculated Size/ Demand
ADAMS	34	0.41%	13	0.17%	1		2	2
ASOTIN	61	0.74%	34	0.44%	3		4	4
BENTON*	276	3.34%	281	3.65%	29	40	36	-4
CHELAN	147	1.78%	102	1.32%	10		13	13
CLALLAM	75	0.91%	72	0.93%	7		9	9
CLARK	572	6.93%	469	6.09%	48		60	60
COLUMBIA	10	0.12%	3	0.04%	0		0	0
COWLITZ*	254	3.08%	285	3.70%	29	89	36	-53
DOUGLAS	21	0.25%	28	0.36%	3		4	4
FERRY	9	0.11%	-	0.00%	0		0	0
FRANKLIN	128	1.55%	90	1.17%	9		11	11
GARFIELD	4	0.05%	2	0.03%	0		0	0
GRANT	114	1.38%	135	1.75%	14		17	17
GRAYS HARBOR	170	2.06%	159	1.99%	16		20	20
ISLAND	40	0.48%	42	0.55%	4		5	5
JEFFERSON	20	0.24%	11	0.14%	1		1	1
KING*	1,334	16.16%	1,497	19.43%	152	181	191	10
KITAS*	416	5.04%	319	4.14%	32	60	41	-19
KITTITAS	33	0.01%	34	0.44%	3		4	4
KLUCKITAT	54	0.65%	30	0.39%	3		4	4
LEWIS	209	2.53%	159	2.06%	16		20	20
LINCOLN	11	0.13%	6	0.08%	1		1	1
MASON	75	0.91%	92	1.19%	9		12	12
OKANOGAN	107	1.30%	73	0.95%	7		9	9
PACIFIC	50	0.61%	37	0.48%	4		5	5
PEND OREILLE	4	0.05%	5	0.06%	1		1	1
PIERCE*	1,291	15.64%	1,140	14.80%	116	96	145	49
SAN JUAN	7	0.08%	8	0.10%	1		1	1
SKAGIT	162	1.96%	169	2.19%	17		22	23
SKAMANIA	12	0.15%	8	0.10%	1		1	1
SNOHOMISH	645	7.81%	615	7.98%	62		78	77
SPOKANE*	677	8.20%	682	8.85%	69	139	87	-52
STEVENS	47	0.57%	38	0.49%	4		5	5
THURSTON*	398	4.82%	325	4.22%	33	26	41	15
WAHIAKIUM	4	0.05%	1	0.01%	0		0	0
WALLA WALLA	48	0.58%	61	0.79%	6		8	8
WHATCOM*	263	3.19%	257	3.34%	26	50	33	-17
WHITMAN	18	0.22%	3	0.04%	0		0	0
YAKIMA*	406	4.92%	425	5.52%	43	101	54	-47
Total	8,256	100%	7,704	100%	780	782	981	199



10

Work Release Program Overview

Distribution Data (continued)

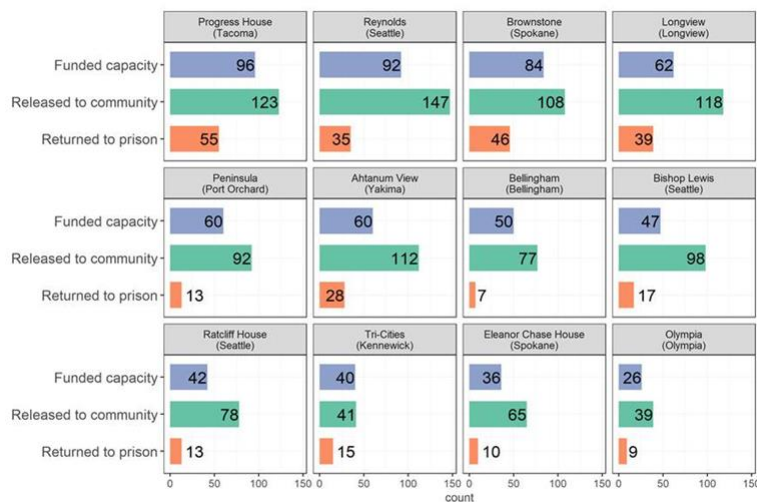
COUNTY	Fiscal Year 2018				Release			
	Admission	%	Release	%	Calc. Bed Distribution	Actual Beds (782 beds)	Proposed (582 beds)	Calculated Size/ Demand
ADAMS	34	0.41%	13	0.17%	1		2	2
ASOTW	61	0.74%	34	0.44%	3		4	4
CHELAN	147	1.78%	102	1.32%	10		13	13 P
COLUMBIA	10	0.12%	3	0.04%	0		0	0
COWLITZ*	254	3.08%	285	3.70%	29	89	36	-53
DOUGLAS	21	0.25%	28	0.36%	3		4	4
FERRY	9	0.11%	-	0.00%	0		0	0
FRANKLIN	128	1.55%	90	1.17%	9		11	11
GARFIELD	4	0.05%	2	0.03%	0		0	0
GRANT	114	1.38%	135	1.73%	14		17	17
GRAYS HARBOR	170	2.06%	153	1.99%	16		20	19 S
ISLAND	40	0.48%	42	0.55%	4		5	5
KING*	1,334	16.16%	1,497	19.43%	152	181	191	10
KITITAS	83	1.01%	34	0.44%	3		4	4
KLUCKITAT	54	0.65%	30	0.39%	3		4	4
LEWIS	209	2.53%	159	2.06%	16		20	20
LINCOLN	11	0.13%	6	0.08%	1		1	1
MASON	75	0.91%	92	1.18%	9		12	12
OKANOGAN	107	1.30%	73	0.95%	7		9	9
PACIFIC	50	0.61%	37	0.48%	4		5	5
PIERCE*	1,291	15.64%	1,140	14.80%	116	96	145	49
SKAGWAN	10	0.12%	1	0.01%	1		1	1
SNOHOMISH	645	7.81%	615	7.98%	62		78	78 P
THURSTON*	398	4.82%	325	4.22%	33	26	41	15
WAHIAKUM	4	0.05%	1	0.01%	0		0	0
WALLA WALLA	48	0.58%	61	0.79%	6		8	8
WHATCOM*	263	3.19%	257	3.34%	26	50	33	-17
WHITMAN	18	0.22%	3	0.04%	0		0	0
YAKIMA*	408	4.92%	423	5.52%	43	101	54	-47
Total	8,258	100%	7,704	100%	780	782	981	199

Department of
Corrections
WASHINGTON STATE

11

Work Release Program Overview

Facility Data



Department of
Corrections
WASHINGTON STATE

12

12

Work Release Program Overview

Current DOC Work Release facilities

- **12 separate facilities:**
 - Ahtanum View (Yakima)
 - Bellingham (Bellingham)
 - Brownstone (Spokane)
 - Bishop Lewis (Seattle)
 - Eleanor Chase (Seattle)
 - Longview (Longview)
 - Olympia (Olympia)
 - Peninsula (Port Orchard)
 - Progress House (Tacoma)
 - Helen B. Ratcliff (Seattle)
 - Reynolds (Seattle)
 - Tri-Cities (Kennewick)

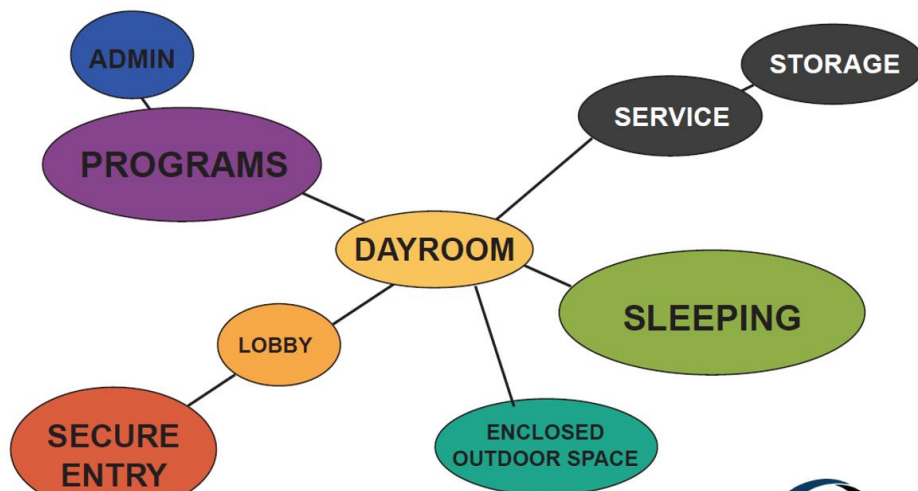


13

13

Work Release Program Overview

Building Components



14

Work Release Program Overview

Building Components

- Controlled building access
- Normative street presence
- Clean, organized, safe sleeping space
- Supervised lobby and dayroom
- Room for administration and programs
- Robust service space (storage, laundry, etc.)
- Transportation, equipment, and supplies for work



15

Work Release Program Overview

Ahtanum View Work Release



120 bed co-ed facility, Yakima



16

Work Release Program Overview
Reynolds Work Release



92 bed male facility, Seattle



17

Work Release Program Overview
Longview Work Release



63 bed co-ed facility, Longview



18

Work Release Program Overview
 Tri-Cities Work Release



40 bed co-ed facility, Kennewick



19

Work Release Program Overview
 Bellingham Work Release



50 bed co-ed facility, Bellingham



20

Work Release Program Overview
Olympia Work Release



26 bed co-ed facility, Olympia



21

Work Release Program Overview
Progress House Work Release



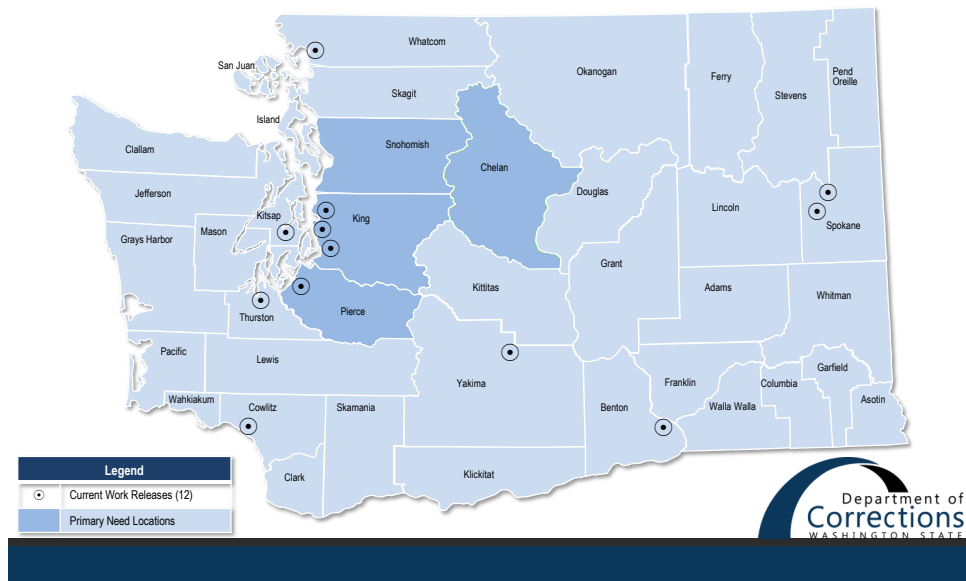
90 bed co-ed facility, Tacoma



22

Work Release Expansion Project

Work Release Capacity Shortages



23

Work Release Expansion Project

Work Release as a Resource

- **Data:** These counties have been selected due to their status as unserved or underserved areas based on court sentencing and prison release records and data.
- **Demand:** As of April 7, 2021, there were 1,395 male and 132 female incarcerated individuals who have been screened and approved for the Work/Training Release Program. These individuals are waiting for bed space to become available in their release areas.
 - Progress House Work Release has an approved wait list of 206 males and 14 females awaiting placement.

24

Work Release Expansion Project

Project History

- Legislative Report, Implementation Plan
 - September 1, 2019
- Formed Local Advisory Committees in King, North Central, Pierce, and Snohomish Counties
 - Started: October 2019. Paused due to COVID-19, May 2020.
 - Restarted: February 2021
- Request for Proposals (RFPs) to lease space for Work Release facilities preferably in the four counties listed
 - Publication: December 27, 2019
 - Due Date: February 13, 2020
 - 6 submittals total, 2 properties submitted in Tacoma that no are longer being considered (ie. zoning and cost prohibitive)
- Additional ongoing searches by DOC and LAC members to identify viable sites
 - One site in Tacoma currently being evaluated: 1007 Center St



25

25

Work Release Expansion Project

Local Advisory Committee Expectations

- Act in the best interest of public
- Develop an understanding of the community's concerns and sensitivities
- Active engagement and regular attendance throughout siting process
- Accurate understanding of DOC's role, charge, and limitations
- Members agree to review proposed sites
- Reach an effective agreement on recommendations
- Advocacy for DOC program and site within your organization and with other community members
- Support work release program's mission and activities



26

Expansion Project Process/Timeline

Site Selection Steps

1. RCW 72.65.220 Facility siting process
 - When DOC has selected three or fewer sites for final consideration, DOC shall make public notification and conduct a public hearing in the local communities of the final three or fewer sites.
 - Provide for opportunities for written or oral comments and wide dissemination of proposals and alternatives.
2. WAC 137-57-060 Site selection
 - After the preliminary public hearing and an initial review, the advisory committee shall submit its recommendations to the Secretary, and the Secretary may give preliminary approval to one of the recommended sites.



27

27

Expansion Project Process/Timeline

Site Selection Steps (continued)

3. RCW 72.65.220 Facility siting process
 - An additional public hearing after public notification shall also be conducted in the local community selected as the final proposed site.
 - Provide for opportunities for written or oral comments and wide dissemination of proposals and alternatives.
4. WAC 137-57-060 Public notice, hearing requirements
 - After the Secretary gives preliminary approval to a site, the Department shall either apply for or assist others in applying for any permits which may be required by local zoning laws with respect to the operation of a work/training release facility.
 - After the required zoning permits, if any, have been obtained, and the Secretary has considered the comments expressed by members of the public during any zoning process or during the public hearing conducted by the Department, the Secretary may grant or withhold final approval of the proposed site.




28

28

Site Specific Progress

Tacoma CJC Annex – 1007 Center Street

- Tacoma Community Justice Center (CJC) is operated by DOC.
Address: 1016 S. 28th Street



- 1007 Center Street – Tacoma CJC Annex
 - Property is being evaluated.
 - Property has not been selected.
- Engaged with the City of Tacoma - Planning Department to confirm preliminary code and zoning review.

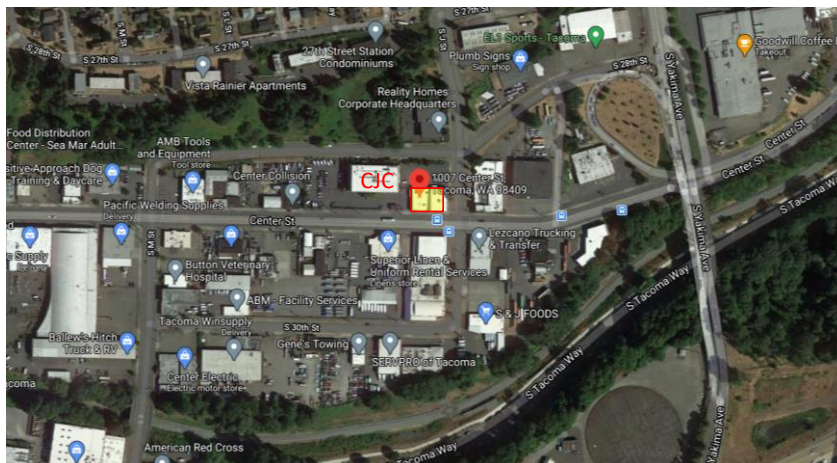


29

29

Site Specific Progress

Tacoma CJC Annex – 1007 Center Street



30

30

For Additional Information Work Release Project Site Navigation

The screenshot shows the Washington State Department of Corrections website. Red arrows and numbers indicate key navigation points:

- 1**: Points to the "About" link in the top right navigation bar.
- 2**: Points to the "Doing Business" link in the top right navigation bar.
- 3**: Points to the "Work Release Expansion" link under the "What We've Done" section on the left sidebar.

The main content area displays the "Work Release Expansion" section, including a list of counties: King County, North Central (Chelan, Douglas, Kittitas counties), Pierce County, Snohomish County, and Resources.

31

For Additional Information Communication Plan

- Local Advisory Committee materials
- Website overview



- Email questions

docwrexpandkc@doc1.wa.gov

King County

docwrexpandnc@doc1.wa.gov

North Central

docwrexpandpc@doc1.wa.gov

Pierce County

docwrexpandsc@doc1.wa.gov

Snohomish County



32

Closing

Wrap Up

- Questions
- Next Steps
- Closing



33

Thank you!



34

Supporting Information

Rules and Regulations (RCW)

Chapter 72.65 RCW

WORK RELEASE PROGRAM

Sections

72.65.010	Definitions.
72.65.020	Places of confinement—Extension of limits authorized, conditions—Application of section.
72.65.030	Application of prisoner to participate in program, contents—Application of section.
72.65.040	Approval or denial of application—Adoption of work release plan—Terms and conditions—Revocation—Reapplication—Application of section.
72.65.050	Disposition of earnings.
72.65.060	Earnings not subject to legal process.
72.65.080	Contracts with authorities for payment of expenses for housing participants—Procurement of housing facilities.
72.65.090	Transportation, clothing, supplies for participants.
72.65.100	Powers and duties of secretary—Rules and regulations—Cooperation of other state agencies directed.
72.65.110	Earnings to be deposited in personal funds—Disbursements.
72.65.120	Participants not considered agents or employees of the state—Contracting with persons, companies, etc., for labor of participants prohibited—Employee benefits and privileges extended to.
72.65.130	Authority of board of prison terms and paroles not impaired.
72.65.200	Participation in work release plan or program must be authorized by sentence or RCW 9.94A.728.
72.65.210	Inmate participation eligibility standards—Department to conduct overall review of work release program.
72.65.220	Facility siting process.
72.65.900	Effective date—1967 c 17.



35

Supporting Information

Rules and Regulations (RCW)

Chapter 137.56 WAC

COMMUNITY RESIDENTIAL PROGRAMS, WORK/TRAINING RELEASE

WAC Sections

137.56-005	Purpose.
137.56-010	Definitions.
137.56-015	Disposition of earnings.
137.56-020	Secretary's authority to grant or deny.
137.56-030	Reasons for placement in a work release program.
137.56-040	Eligibility criteria.
137.56-050	Application—Consideration.
137.56-070	Screening referrals.
137.56-080	Plan—Approval or denial.
137.56-090	Plan—Restrictions.
137.56-095	Orientation.
137.56-110	Serious infractions.
137.56-120	Provisions of supervision.
137.56-140	Limits of confinement.
137.56-150	Sponsor-escort.
137.56-160	Termination of plan.
137.56-170	Service of notice of proposed disciplinary action.
137.56-175	Alternatives to the formal disciplinary hearing.
137.56-180	Disciplinary hearing.
137.56-200	Disciplinary hearing—Waiver.
137.56-210	Disciplinary hearing—Rules of evidence.
137.56-220	Disciplinary hearing—Findings and conclusions.
137.56-230	Disciplinary hearing—Disposition.
137.56-240	Disciplinary hearing—Decision.
137.56-250	Disciplinary hearing—Appeal.
137.56-260	Time limits.
137.56-270	Exceptions.
137.56-280	Applicability.

Chapter 137.57 WAC

Last Update: 5/14/84

SELECTING CONTRACTORS FOR AND SITING OF COMMUNITY RESIDENTIAL PROGRAMS (WORK/TRAINING RELEASE FACILITIES)

WAC Sections

137.57-005	Purpose.
137.57-010	Definitions.
137.57-020	Secretary's authority.
137.57-030	Advisory committee.
137.57-040	Contractor selection.
137.57-050	Site selection.
137.57-060	Public notice, hearing requirements.
137.57-070	Contract/lease.
137.57-080	Waiver.




36

Supporting Information

Original Project Timeline

Draft Workplan - Fifty (50) Beds Work Release Expansion
Legislative Directive by June 2020 (8 Months)



**Original program timeline*

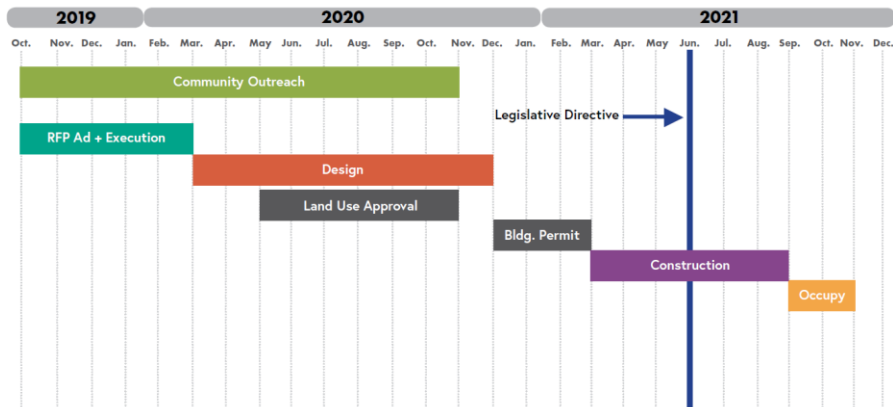


37

Supporting Information

Original Project Timeline

Draft Workplan - One Hundred Fifty (150) Beds Work Release Expansion
Legislative Directive by June 2021 (20 Months)



**Original program timeline*



38

COUNTY	Fiscal Year 2018				Release				
	Admission	%	Release	%	Calculated Bed Distribution	Actual Beds (782 beds)	Proposed (982 beds)	Difference	Calculated Size/ Demand
ADAMS	34	0.41%	13	0.17%	1		2	2	2
ASOTIN	61	0.74%	34	0.44%	3		4	4	4
BENTON*	276	3.34%	281	3.65%	29	40	36	-4	35
CHELAN	147	1.78%	102	1.32%	10		13	13	13 P
CLALLAM	75	0.91%	72	0.93%	7		9	9	9
CLARK	572	6.93%	469	6.09%	48		60	60	59 S
COLUMBIA	10	0.12%	3	0.04%	0		0	0	0
COWLITZ*	254	3.08%	285	3.70%	29	89	36	-53	36
DOUGLAS	21	0.25%	28	0.36%	3		4	4	4
FERRY	9	0.11%	-	0.00%	0		0	0	0
FRANKLIN	128	1.55%	90	1.17%	9		11	11	11
GARFIELD	4	0.05%	2	0.03%	0		0	0	0
GRANT	114	1.38%	135	1.75%	14		17	17	17
GRAYS HARBOR	170	2.06%	153	1.99%	16		20	20	19 S
ISLAND	40	0.48%	42	0.55%	4		5	5	5
JEFFERSON	20	0.24%	11	0.14%	1		1	1	1
KING*	1,334	16.16%	1,497	19.43%	152	181	191	10	187 P
KITSAP*	416	5.04%	319	4.14%	32	60	41	-19	40
KITTITAS	83	1.01%	34	0.44%	3		4	4	4
KLICKITAT	54	0.65%	30	0.39%	3		4	4	4
LEWIS	209	2.53%	159	2.06%	16		20	20	20
LINCOLN	11	0.13%	6	0.08%	1		1	1	1
MASON	75	0.91%	92	1.19%	9		12	12	12
OKANOGAN	107	1.30%	73	0.95%	7		9	9	9
PACIFIC	50	0.61%	37	0.48%	4		5	5	5
PEND OREILLE	4	0.05%	5	0.06%	1		1	1	1
PIERCE*	1,291	15.64%	1,140	14.80%	116	96	145	49	143 P
SAN JUAN	7	0.08%	8	0.10%	1		1	1	1
SKAGIT	162	1.96%	169	2.19%	17		22	22	21 S
SKAMANIA	12	0.15%	8	0.10%	1		1	1	1
SNOHOMISH	645	7.81%	615	7.98%	62		78	78	77 P
SPOKANE*	677	8.20%	682	8.85%	69	139	87	-52	85
STEVENS	47	0.57%	38	0.49%	4		5	5	5
THURSTON*	398	4.82%	325	4.22%	33	26	41	15	41 S
WAHAKIUM	4	0.05%	1	0.01%	0		0	0	0
WALLA WALLA	48	0.58%	61	0.79%	6		8	8	8
WHATCOM*	263	3.19%	257	3.34%	26	50	33	-17	32
WHITMAN	18	0.22%	3	0.04%	0		0	0	0
YAKIMA*	406	4.92%	425	5.52%	43	101	54	-47	53
Total	8,256	100%	7,704	100%	780	782	981	199	965

Note: Admission and release figures exclude individuals released with no county of release, out-of-state, or another jurisdiction.

P = Primary

S = Secondary