



# Tacoma Streets Initiative Progress Report

City of Tacoma  
Public Works Department  
Infrastructure, Planning, and Sustainability Committee  
April 28, 2021



## OVERVIEW




- Background – Streets Initiative Overview
- Recent Challenges
- 2019-2020 Revenues
- 2019-2020 Expenditures
- Street Maintenance
- Capital Projects
- Active Transportation



## BACKGROUND

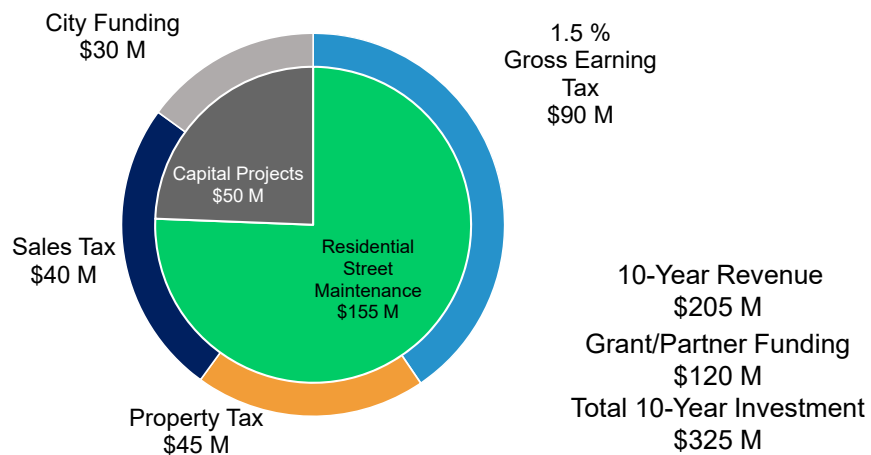


- 2015 - Proposition 3 and TBD Proposition A
  - Prop 3; fund street repair, maintenance and safety improvements for residential streets, arterials and freight access, including resurfacing, pothole repair, pedestrian safety improvements, school crossing beacons and sidewalk improvements.
  - Prop A; fund maintenance, preservation and improvement for residential streets, arterials, freight access, bike and pedestrian mobility projects.



3

## BACKGROUND



4

## RECENT CHALLENGES



- I-976 Uncertainty
- Impacts of COVID-19
- Ramping Up for 2021-2022

5

## 2019-2020 REVENUES



Revenues	2019-2020	LTD (2016-2020)	10-Year Goal (2016-2025)
Gross Earnings Tax	\$ 17,354,751	\$ 41,217,524	\$ 90,000,000
Sales Tax	\$ 11,870,498	\$ 24,728,288	\$ 45,000,000
Property Tax	\$ 8,392,719	\$ 19,984,204	\$ 40,000,000
City Funds	\$ 5,000,000	\$ 14,190,000	\$ 30,000,000
Other	\$ 142,309	\$ 306,834	\$ -
Interest	\$ 612,107	\$ 971,749	\$ -
<b>Totals</b>	<b>\$ 43,372,384</b>	<b>\$ 101,398,599</b>	<b>\$ 205,000,000</b>

6

## 2019-2020 EXPENDITURES



Category	2019-2020	LTD (2016-2020)
Street Maintenance	\$ 27,343,194	\$ 66,100,558
Capital Projects	\$ 5,346,857	\$ 7,680,518
Active Transportation	\$ 2,846,405	\$ 5,739,798
<b>Totals</b>	<b>\$ 35,536,456</b>	<b>\$ 79,520,874</b>

\* Capital expenditures do not capture future encumbrances for capital projects.

7

## STREET MAINTENANCE



Program	2019-2020 Performance	LTD Performance (2016-2020)
Overlay	297	764
Surface Treatment	415	1068
Preventative Maintenance	327	866
<b>Total</b>	<b>1,039</b>	<b>2,698</b>

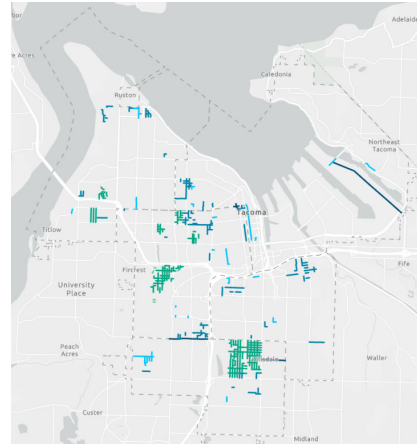
Program	2021 Targets	2021 Anticipated
Overlay	170	130
Surface Treatment	245	400
Preventative Maintenance	180	100
<b>Total</b>	<b>595</b>	<b>630</b>

8

## STREET MAINTENANCE



- [ArcGIS Online](#)
- [tacomastreetinitiative.org](http://tacomastreetinitiative.org)
- [maps.cityoftacoma.org/cip](http://maps.cityoftacoma.org/cip)
- Improvements to Mapping and Asset Management



9

## CAPITAL PROJECTS



- Awarded over \$76 Million in Grants
- Another \$13 Million Under Consideration
- 10-Year Target: \$90 Million in Grants



10

## ACTIVE TRANSPORTATION



### Highlights to Date:

- Over 2000 Curb Ramps
- Over 8 Miles of Bike Infrastructure
- Over 40 School Crossing Beacons
- Over 5.5 Miles of New/Replaced Sidewalk
  - Sidewalk Program
- Pipeline Trail (Celebration in May!)



11



## Tacoma Streets Initiative Progress Report

City of Tacoma  
Public Works Department  
Infrastructure, Planning, and Sustainability Committee  
April 28, 2021