



## WEEKLY REPORT TO THE CITY COUNCIL

July 15, 2021

Members of the City Council  
City of Tacoma, Washington

**Dear Mayor and Council Members:**

### **ITEMS OF INTEREST**

1. The City Manager's Office provides the attached **Neighborhood Council Report**.
2. During the July 13, 2021, Study Session, the City Council requested the list of ARPA funding requests and the Council Committee each request is assigned, followed by an email sent to the Council Members with a list of proposals and assigned priority area and committee. Staff will be pre-meeting with each Council Committee Chair to review proposals for possible allocation of funds remaining in each priority area. Once reviewed with the Committee Chairs, the proposals will be brought to the full Standing Committee for consideration and discussion. **If Councilmembers have specific insights and would like to speak in support of or endorse individual proposals, please reach out to the Committee Chair or Committee Members assigned to Committees to discuss the respective project/program.** The Priority Area discussions are scheduled for the following Committees and dates:
  - Community Vitality and Safety - Health and Community Safety Presentation on 7/22
  - Economic Development - Livable Wage Jobs on 7/27
  - Study Session - Affordable Housing and Homelessness on 7/27
  - Government Performance and Finance - Belief and Trust and Return Services on 8/3
3. First Reading of Ordinance 28771 : Council Member Walker inquired at the July 13, 2021, Council Meeting on Ordinance 28771 related to the staffing needs for the Tacoma Fire Department with the new positions and changes under the CARES01 Behavioral Unit, please see the below updates:

Regarding the three new titles being added to the compensation plan, below are the plans to staff:

- Two **Behavioral Health Crisis Responders**
- One **Advanced Registered Nurse Practitioner (ARNP)**
- Two **Behavioral Health Case Managers** – one position is filled now and being reclassified to the Behavioral Health Case Manager title.

Regarding the Mobile Unit Registered Nurse position that is scheduled for a market-based wage adjustment, there **are currently two filled positions and no plans for additional positions to be added**. All of the above staffing changes are already considered in the 2021-2022 budget.

4. City-funded Temporary and Emergency Shelter Performance: The City posts weekly information about its Temporary and Emergency Shelter locations including current census, number of available beds and exits to housing. **This information can be found at <https://cms.cityoftacoma.org/NCS/City%20Authorized%20Emergency%20Shelter%20Sites/Weeklydataupdate.pdf> and is updated weekly.**
5. Rental Assistance: **The rental assistance portal is now open! Residents may find more information at <https://www.piercecountywa.gov/7142/Rental-Assistance>.** The program provides up to 12 months of assistance dating back to March 2020 and serves households up to 80% of Pierce County Area Median Income. Applicants may also qualify for utility assistance through the program. The City's remains committed to reducing racial disparities in our service delivery and for this reason has a goal of providing at least 45% of the assistance to households headed by persons of color. In 2020, 638 households received assistance from the Tacoma Rental Assistance Program. Of those 638, 78% were households with the head of household identifying as a person of color. In 2021, 62% of households served to date are headed by persons of color. The City has provided 248 households with \$1,752,409 in rental assistance and 409 households with \$451,099 in utility assistance in 2021. The City's Rental Assistance Fund at the Greater Tacoma Community Foundation has received 28 gifts totaling \$30,820.
6. Hygiene Stations: The City is currently operating temporary hygiene stations at 8th and Yakima on private property and I-705 and 'A' Street on WSDOT-owned property. These temporary stations provide restrooms, handwashing stations, trash removal and 24/7 on site security. The costs associated with operation of the station on WSDOT property is supported by the City's funding agreement with WSDOT to address encampments on WSDOT right of way and properties. **These stations were originally intended to operate until July 19<sup>th</sup> and the City is extending their operation until the end of the month while we seek alternate shelter options. Staff will be doing door to door outreach in the vicinity of each station to alert nearby residents and businesses to the change.** If community members have questions or concerns about either of the hygiene station locations, they are welcome to contact 253-250-1766. More information on hygiene stations is available at [www.cityoftacoma.org/hygienestations](http://www.cityoftacoma.org/hygienestations).
7. County Funding Award for Faith-Based Temporary Shelter: **Pierce County Human Services notified Neighborhood and Community Services of an award of \$455,000 to support the operation of a temporary shelter at Shiloh Baptist Church.** Neighborhood and Community Services is coordinating with Planning and Development Services and Shiloh Baptist on permitting and expects the temporary shelter location to open in August 2021. The temporary shelter will serve single men and more information will be shared when details are final.
8. Senior Meal Delivery: Access to healthy meals is important to our senior population and the City has adjusted contracted services during the COVID-19 pandemic to ensure seniors can still access food while senior centers are not operating. **The City's contracted partner ensured pickup and delivery of 383 meals for the week of July 5, 2021 – July 9, 2021.**
9. Please see the attached City of Tacoma **Weekly Meeting Schedule**.
10. Police Chief Michael Ake provides the attached **Weekly Crime Report**.

## **STUDY SESSION/WORK SESSION**

11. **The City Council Study Session of Tuesday, July 20, 2021, will be conducted both virtually and in-person. To attend in-person, the study sessions will be held in Room 16 of the Tacoma Municipal Building North located at 733 Market Street, Tacoma WA, 98402, on the first floor.** The meeting can be heard by dialing (253) 215 – 8782 or through Zoom at [www.zoom.us/j/89496171192](https://www.zoom.us/j/89496171192) and entering the meeting ID 894 9617 1192; and passcode 896569 when prompted. This meeting will be broadcast on TV Tacoma and live streamed.

The discussion items will include: (1) **Systems Transformation**; (2) **Other items of Interest – Council Consideration Requests- South Sound Housing Affordability Partners, Black Lives Matter Mural, & Tacoma Public Library Board of Trustee’s Extension Request and Manuel Ellis Investigation Update**; (3) **Committee Reports**; (4) **Agenda Review and City Manager’s Weekly Report**; (5) **Executive Session – Potential Litigation**.

On our first agenda item, City Manager Elizabeth Pauli will provide **an update on systems transformation**.

Under Other Items of Interest, **the following items will be discussed**:

- **Council Consideration Request Mayor Victoria Woodards –** A Resolution authorizing execution of an intergovernmental agreement establishing and confirming City of Tacoma’s participation in South Sound Housing Affordability Partners & allocating Council Contingency Funding for startup in 2021.
- **Council Consideration Request Mayor Victoria Woodards-** A Council Contingency Fund expenditure of \$10,000 to support the Kinsey African American Art & History Collection and installation of a Black Lives Matter mural in Tollefson Plaza
- **Council Consideration Request Mayor Victoria Woodards -** A Resolution extending the appointment term of Library Board Trustee Wayne Williams for a period not to exceed three-months.
- **Manuel Ellis Investigation Update**

## **COMMITTEE OF THE WHOLE**

12. The Committee of the Whole special meeting of Tuesday, July 20, 2021, at 3:00 will not be conducted in-person and will have telephonic and virtual access for the public to attend. The meeting can be heard by dialing (253) 215- 8782 or through Zoom at [www.zoom.us/j/89469171192](https://www.zoom.us/j/89469171192) and entering the meeting ID 894 9617 1192 and passcode 896569, when prompted. This meeting will be broadcast on Tv Tacoma and live streamed.

During Tuesday's Committee of the Whole meeting, **the City Council will review and discuss public comments received during the public hearing process and provide guidance on the scope and schedule for the upcoming Infrastructure, Planning and Sustainability Committee review.** A total of 93 oral comments and 481 written comments were received as part of the City Council's public hearing process. Written comments are available at [www.cityoftacoma.org/writtencomments](http://www.cityoftacoma.org/writtencomments), and video of the July 13, 2021 meeting is posted at [City of Tacoma - Calendar \(legistar.com\)](http://City of Tacoma - Calendar (legistar.com)). For more information about the Home In Tacoma Project, visit [www.cityoftacoma.org/homeintacoma](http://www.cityoftacoma.org/homeintacoma).

13. The updated **Tentative City Council Forecast and Consolidated Standing Committee Calendars** are attached for your information.

**MARK YOUR CALENDARS**

14. There are no new events currently.

Sincerely,

*Linda Stewart*

Linda Stewart  
Acting City Manager

LS: ram



---

**TO:** Elizabeth Pauli, City Manager  
**FROM:** Ted Richardson, Management Fellow  
**COPY:** City Council; City Clerk; Linda Stewart, Director, Neighborhood and Community Services  
**DATE:** July 2, 2021  
**SUBJECT:** June 2021 Neighborhood Council Liaison Report

**SUMMARY:**

The purpose of this memo is to provide a summary of topics and concerns discussed at the eight neighborhood councils and the Community Council of Tacoma during the month of June 2021. These items have been identified by the City Manager's Office liaison to each council as important or useful to bring to the City Council and City Manager's attention.

Themes included presentations by the Office of Environmental Policy and Sustainability on the Climate Action Plan, discussions about Home in Tacoma, and discussions about homelessness including sites specific to NC areas.

Questions regarding the Neighborhood Councils can be directed to the Program Coordinator at [NeighborhoodCouncils@cityoftacoma.org](mailto:NeighborhoodCouncils@cityoftacoma.org).

**TOPICS and CONCERNS:**

**Central Tacoma Neighborhood Council:** The NC received updates on Home in Tacoma and how to get involved as well as on speed racing.

**Community Council of Tacoma:** CCOT discussed internal operations, heard from each NC about their operations and discussed collective programming priorities that NCS may be able to support.

**East Tacoma Neighborhood Council:** Heard a presentation from Metro Parks and the Trust for Public Lands on using schoolyards as public parks during non-school hours. Expressed concerns about drug houses and were told to call 311.

**New Tacoma Neighborhood Council:** They heard City liaison reports and elected two new board members.

**Northeast Tacoma Neighborhood Council:** The NC expressed concerns about homelessness and 509 maintenance and asked when the community-wide cleanup will happen. They heard a presentation on the Climate Action Plan from the OEPS.

**North End Neighborhood Council:** The meeting was dedicated to talking to CMs Hines and Walker about Home in Tacoma.

**South End Neighborhood Council:** The NC invited 33 candidates for various local elected offices to speak for two minutes each on why they should be elected. Fifteen of the invitees came and spoke. CM Ushka was the one current City elected to come.

**South Tacoma Neighborhood Council:** Heard a report from NCS on the proposed TEMS site at 69<sup>th</sup> and Proctor and the CMO Liaison committed to update them each month on the City's transformation work.



---

**West End Neighborhood Council:** Heard a presentation from OEPS on the Climate Action Plan and another from CM Hines on Home in Tacoma. The NC saw that residential and commercial development makeup a total of 19% of city emissions and that the City is proposing zoning to build more. There may be an opportunity here to better connect the two as working in concert, not against each other.



## MEETINGS FOR THE WEEK OF JULY 19, 2021 THROUGH JULY 23, 2021

TIME	MEETING	LOCATION
<b>MONDAY, JULY 19, 2021</b>		
4:00 PM	Transit Oriented Development Advisory Group	Please contact Lihuang Wung at <a href="mailto:lwung@cityoftacoma.org">lwung@cityoftacoma.org</a>
5:30 PM	Metro Parks Tacoma Board of Commissioners Committee of the Whole	Please visit <a href="https://metroparkstacoma.org">https://metroparkstacoma.org</a>
<b>TUESDAY, JULY 20, 2021</b>		
9:00 AM	Hearing Examiner's Hearing *	Please visit <a href="https://cityoftacoma.org/hearingexaminer">https://cityoftacoma.org/hearingexaminer</a>
10:00 AM	Government Performance and Finance Committee	Join Zoom Meeting at: <a href="https://zoom.us/j/82752998740">https://zoom.us/j/82752998740</a> Telephonic: Dial 253-215-8782 Meeting ID: 827 5299 8740 Passcode: 614650
11:00 AM	Bid Opening**	Please visit <a href="http://www.tacomapurchasing.org">http://www.tacomapurchasing.org</a>
NOON	City Council Study Session	733 Market St., Municipal Bldg. N., Conf. Rm. 16 Join Zoom Meeting at: <a href="https://zoom.us/j/89496171192">https://zoom.us/j/89496171192</a> Telephonic: Dial 253-215-8782 Meeting ID: 894 9617 1192 Passcode: 896569
3:00 PM	City Council Committee of the Whole Special Meeting	Join Zoom Meeting at: <a href="https://zoom.us/j/89496171192">https://zoom.us/j/89496171192</a> Telephonic: Dial 253-215-8782 Meeting ID: 894 9617 1192 Passcode: 896569
5:00 PM	City Council Meeting	Join Zoom Meeting at: <a href="https://zoom.us/j/84834233126">https://zoom.us/j/84834233126</a> Telephonic: Dial 253-215-8782 Meeting ID: 848 3423 3126 Passcode: 349099
<b>WEDNESDAY, JULY 21, 2021</b>		
9:00 AM	Unfit Building Hearings****	Please contact Keith Williams at <a href="mailto:KWilliams2@cityoftacoma.org">KWilliams2@cityoftacoma.org</a>
9:00 AM	WorkForce Central Executive Board	Please visit <a href="https://workforce-central.org/events/">https://workforce-central.org/events/</a>
3:00 PM	Mayor's Youth Commission - Leadership Team	Join Zoom Meeting at: <a href="https://zoom.us/j/82490705004">https://zoom.us/j/82490705004</a> Telephonic: Dial 253-215-8782 Meeting ID: 824 9070 5004 Passcode: 786070
3:00 PM	Tacoma-Pierce County Board of Health Study Session	Please visit <a href="https://www.tpchd.org/i-want-to-/about-us/board-of-health/board-of-health-meetings">https://www.tpchd.org/i-want-to-/about-us/board-of-health/board-of-health-meetings</a>
4:00 PM	City Events and Recognitions Committee	Join Zoom Meeting at: <a href="https://zoom.us/j/87320156844">https://zoom.us/j/87320156844</a> Telephonic: Dial 253-215-8782 Meeting ID: 873 2015 6844
5:00 PM	Planning Commission	Please contact Lihuang Wung at <a href="mailto:lwung@cityoftacoma.org">lwung@cityoftacoma.org</a>
5:30 PM	Tacoma Public Library Board of Trustees	Please visit <a href="https://tacoma.bibliocommons.com/events">https://tacoma.bibliocommons.com/events</a>
5:30 PM	Transportation Commission	Please contact Jennifer Kammerzell at <a href="mailto:JKammerzell@cityoftacoma.org">JKammerzell@cityoftacoma.org</a>
<b>THURSDAY, JULY 22, 2021</b>		
7:30 AM	Tacoma Community Redevelopment Authority Board	Please contact Erika Bartlett at <a href="mailto:EBartlett@cityoftacoma.org">EBartlett@cityoftacoma.org</a>
8:30 AM	Local Employment and Apprenticeship Program Advisory Committee	Please Contact Shakisha Ross at <a href="mailto:shakisha.ross@cityoftacoma.org">shakisha.ross@cityoftacoma.org</a>
9:00 AM	Hearing Examiner's Hearing *	Please visit <a href="https://cityoftacoma.org/hearingexaminer">https://cityoftacoma.org/hearingexaminer</a>
4:30 PM	Community Vitality and Safety Committee	Join Zoom Meeting at: <a href="https://zoom.us/j/82370106303">https://zoom.us/j/82370106303</a> Telephonic: Dial 253-215-8782 Meeting ID: 823 7010 6303 Passcode: 614650
5:00 PM	Land Use Public Meeting ***	Please contact Jana Magoon at <a href="mailto:JMagoon@cityoftacoma.org">JMagoon@cityoftacoma.org</a>
<b>FRIDAY, JULY 23, 2021</b>		

### NO MEETINGS SCHEDULED



Meeting sites are accessible to people with disabilities. People with disabilities requiring special accommodations should contact the appropriate department(s) 48 hours prior to the meeting time.

\* Hearing Examiner's Hearings and Local Improvement District Meetings meet on an as-needed basis. Please contact the Hearing Examiner's Office at (253) 591-5195 to confirm whether a meeting will be held this week. Hearings may be held at various times throughout the day.

\*\* Bid Opening will be held on an as-needed basis. Please contact the Finance Procurement and Payables Office at 253-502-8468 or [www.tacomapurchasing.org](http://www.tacomapurchasing.org) to confirm whether Bid Opening will be held.

\*\*\*\* Hearings may be held at various times throughout the day.



# Citywide Weekly Briefing for 05 July 2021 to 11 July 2021

The data is not National Incident Based Reporting System (NIBRS) compliant. Do not compare the results with any report using that standard. The data is dynamic and is subject to change and/or revision. The number of distinct offenses listed on a report are counted. This does not represent reports or individuals. All data is compared to last year for the same number of days or date range. Small numbers may cause large percent increases and decreases.

Offense Breakdown	7 Days		28 Days		Year to Date		7 Days	28 Days	YTD
	06-Jul-2020	05-Jul-2021	15-Jun-2020	14-Jun-2021	01-Jan-2020	01-Jan-2021			
	12-Jul-2020	11-Jul-2021	12-Jul-2020	11-Jul-2021	11-Jul-2020	11-Jul-2021			
<b>Persons</b>	<b>81</b>	<b>87</b>	<b>319</b>	<b>372</b>	<b>1941</b>	<b>2100</b>	7.4%▲	16.6%▲	8.2%▲
Assault	74	80	294	344	1756	1939	8.1%▲	17.0%▲	10.4%▲
Homicide (doesn't include Negligent/Justifiable)	1	1	2	1	15	11	0.0%	50.0%▼	26.7%▼
Kidnapping/Abduction	0	2	2	8	26	27	NC	300.0%▲	3.8%▲
Sex Offenses, Forcible	6	4	21	19	143	123	33.3%▼	9.5%▼	14.0%▼
<b>Property</b>	<b>336</b>	<b>335</b>	<b>1476</b>	<b>1476</b>	<b>10620</b>	<b>10097</b>	0.3%▼	0.0%	4.9%▼
Arson	1	13	13	52	71	128	1200.0%▲	300.0%▲	80.3%▲
Burglary/Breaking and Entering	37	15	147	120	1002	938	59.5%▼	18.4%▼	6.4%▼
Counterfeiting/Forgery	3	0	15	1	86	52	100.0%▼	93.3%▼	39.5%▼
Destruction/Damage/Vandalism of Property	105	121	424	474	3066	2845	15.2%▲	11.8%▲	7.2%▼
Fraud	8	7	64	37	482	291	12.5%▼	42.2%▼	39.6%▼
Larceny/Theft	135	134	592	571	4541	3971	0.7%▼	3.5%▼	12.6%▼
Motor Vehicle Theft	36	34	157	174	980	1452	5.6%▼	10.8%▲	48.2%▲
Robbery	7	8	34	35	200	226	14.3%▲	2.9%▲	13.0%▲
Stolen Property	3	3	21	10	157	173	0.0%	52.4%▼	10.2%▲
<b>Society</b>	<b>7</b>	<b>10</b>	<b>45</b>	<b>32</b>	<b>451</b>	<b>278</b>	42.9%▲	28.9%▼	38.4%▼
Drug/Narcotic	2	3	18	9	289	116	50.0%▲	50.0%▼	59.9%▼
Pornography/Obscene Material	1	0	5	3	24	15	100.0%▼	40.0%▼	37.5%▼
Prostitution	0	0	1	1	5	4	0.0%	0.0%	20.0%▼
Weapon Law Violations	4	6	21	18	133	141	50.0%▲	14.3%▼	6.0%▲
<b>Citywide Totals</b>	<b>424</b>	<b>432</b>	<b>1840</b>	<b>1880</b>	<b>13012</b>	<b>12475</b>	1.9%▲	2.2%▲	4.1%▼

## Last 7 Days

### Notes:

- There was 1 Homicide offense during the last 7 days.
- 58.8% (47/80) of the Assaults were coded Simple Assault.
- There were 53 DV-related offenses.
- 64.2% (34/53) of the DV-related offenses were Persons.
- 41.3% (33/80) of the Assaults were DV-related.
- DV-related Offenses: 68 ↘ 53
- There was 1 Gang-Related offense(s) during the last 7 days.
- Theft from Motor Vehicle: 62 ↗ 62

### Top 5 Locations - Compared to last year

- 4502 S Steele St: 2 ↗ 12
- 6309 S Sheridan Ave: 0 ↗ 4
- 1319 E 56th St: 0 ↗ 3
- There were an additional 13 locations with 3.

### Top 5 Offense Locations - Compared to last year

- Parking Lot: 71 ↗ 82
- Street/Right Of Way: 60 ↗ 74
- Single Family Residence: 88 ↘ 49
- Apartment: 36 ↔ 36
- Sporting Goods Store: 33 ↘ 25





# Sector 1 Weekly Briefing for 05 July 2021 to 11 July 2021

The data is not National Incident Based Reporting System (NIBRS) compliant. Do not compare the results with any report using that standard. The data is dynamic and is subject to change and/or revision. The number of distinct offenses listed on a report are counted. This does not represent reports or individuals. All data is compared to last year for the same number of days or date range. Small numbers may cause large percent increases and decreases.

Offense Breakdown	7 Days		28 Days		Year to Date		7 Days	28 Days	YTD
	06-Jul-2020	05-Jul-2021	15-Jun-2020	14-Jun-2021	01-Jan-2020	01-Jan-2021			
	12-Jul-2020	11-Jul-2021	12-Jul-2020	11-Jul-2021	11-Jul-2020	11-Jul-2021			
<b>Persons</b>	<b>18</b>	<b>26</b>	<b>74</b>	<b>102</b>	<b>511</b>	<b>535</b>	44.4%▲	37.8%▲	4.7%▲
Assault	16	23	70	96	468	503	43.8%▲	37.1%▲	7.5%▲
Homicide (doesn't include Negligent/Justifiable)	0	1	0	1	4	3	NC	NC	25.0%▼
Kidnapping/Abduction	0	1	0	1	6	3	NC	NC	50.0%▼
Sex Offenses, Forcible	2	1	4	4	32	26	50.0%▼	0.0%	18.8%▼
<b>Property</b>	<b>69</b>	<b>77</b>	<b>301</b>	<b>351</b>	<b>2385</b>	<b>2227</b>	11.6%▲	16.6%▲	6.6%▼
Arson	0	7	3	33	26	59	NC	1000.0%▲	126.9%▲
Burglary/Breaking and Entering	4	2	29	23	208	190	50.0%▼	20.7%▼	8.7%▼
Counterfeiting/Forgery	1	0	5	0	16	16	100.0%▼	100.0%▼	0.0%
Destruction/Damage/Vandalism of Property	25	33	102	136	733	712	32.0%▲	33.3%▲	2.9%▼
Fraud	2	2	14	5	89	64	0.0%	64.3%▼	28.1%▼
Larceny/Theft	25	26	106	109	1064	756	4.0%▲	2.8%▲	28.9%▼
Motor Vehicle Theft	10	6	33	32	177	320	40.0%▼	3.0%▼	80.8%▲
Robbery	1	1	5	9	40	51	0.0%	80.0%▲	27.5%▲
Stolen Property	1	0	3	2	26	47	100.0%▼	33.3%▼	80.8%▲
<b>Society</b>	<b>3</b>	<b>3</b>	<b>13</b>	<b>9</b>	<b>88</b>	<b>67</b>	0.0%	30.8%▼	23.9%▼
Drug/Narcotic	2	0	5	1	60	28	100.0%▼	80.0%▼	53.3%▼
Pornography/Obscene Material	0	0	1	0	3	1	0.0%	100.0%▼	66.7%▼
Prostitution	0	0	0	0	0	1	0.0%	0.0%	NC
Weapon Law Violations	1	3	7	8	25	37	200.0%▲	14.3%▲	48.0%▲
<b>Sector Totals</b>	<b>90</b>	<b>106</b>	<b>388</b>	<b>462</b>	<b>2984</b>	<b>2829</b>	<b>17.8%▲</b>	<b>19.1%▲</b>	<b>5.2%▼</b>

## Last 7 Days

### Notes:

- There was 1 Homicide offense during the last 7 days.
- 47.8% (11/23) of the Assaults were coded Simple Assault.
- There were 8 DV-related offenses.
- 75.0% (6/8) of the DV-related offenses were Persons.
- 26.1% (6/23) of the Assaults were DV-related.
- DV-related Offenses: 14 ↘ 8
- There were no Gang-Related offense(s) during the last 7 days.
- Theft from Motor Vehicle: 13 ↘ 12

### Top 5 Locations - Compared to last year

- 1902 Martin Luther King Jr Way: 0 ↗ 3
- 425 South Tacoma Way: 0 ↗ 3
- 1425 E 27th St: 6 ↘ 3
- 2501 E D St: 0 ↗ 3
- 2150 Port Of Tacoma Rd: 0 ↗ 2
- There were an additional 17 locations with 2.

### Top 5 Offense Locations - Compared to last year

- Street/Right Of Way: 17 ↗ 27
- Parking Lot: 12 ↗ 16
- Single Family Residence: 14 ↗ 15
- Apartment: 7 ↔ 7
- Restaurant/Fast Food Establishment: 6 ↔ 6



## Sector 2 Weekly Briefing for 05 July 2021 to 11 July 2021

The data is not National Incident Based Reporting System (NIBRS) compliant. Do not compare the results with any report using that standard. The data is dynamic and is subject to change and/or revision. The number of distinct offenses listed on a report are counted. This does not represent reports or individuals. All data is compared to last year for the same number of days or date range. Small numbers may cause large percent increases and decreases.

Offense Breakdown	7 Days		28 Days		Year to Date		7 Days	28 Days	YTD
	06-Jul-2020	05-Jul-2021	15-Jun-2020	14-Jun-2021	01-Jan-2020	01-Jan-2021			
	12-Jul-2020	11-Jul-2021	12-Jul-2020	11-Jul-2021	11-Jul-2020	11-Jul-2021			
<b>Persons</b>	<b>18</b>	<b>23</b>	<b>61</b>	<b>84</b>	<b>345</b>	<b>412</b>	27.8%▲	37.7%▲	19.4%▲
Assault	15	22	50	80	299	377	46.7%▲	60.0%▲	26.1%▲
Homicide (doesn't include Negligent/Justifiable)	1	0	2	0	5	2	100.0%▼	100.0%▼	60.0%▼
Kidnapping/Abduction	0	0	0	1	4	5	0.0%	NC	25.0%▲
Sex Offenses, Forcible	2	1	9	3	37	28	50.0%▼	66.7%▼	24.3%▼
<b>Property</b>	<b>84</b>	<b>102</b>	<b>411</b>	<b>388</b>	<b>3067</b>	<b>2717</b>	21.4%▲	5.6%▼	11.4%▼
Arson	0	2	2	9	8	22	NC	350.0%▲	175.0%▲
Burglary/Breaking and Entering	13	4	37	27	263	241	69.2%▼	27.0%▼	8.4%▼
Counterfeiting/Forgery	0	0	1	0	25	11	0.0%	100.0%▼	56.0%▼
Destruction/Damage/Vandalism of Property	23	35	102	109	872	725	52.2%▲	6.9%▲	16.9%▼
Fraud	1	1	21	7	148	81	0.0%	66.7%▼	45.3%▼
Larceny/Theft	39	48	200	173	1450	1189	23.1%▲	13.5%▼	18.0%▼
Motor Vehicle Theft	6	10	37	56	223	379	66.7%▲	51.4%▲	70.0%▲
Robbery	1	1	7	4	52	43	0.0%	42.9%▼	17.3%▼
Stolen Property	1	1	3	3	19	25	0.0%	0.0%	31.6%▲
<b>Society</b>	<b>1</b>	<b>3</b>	<b>6</b>	<b>8</b>	<b>54</b>	<b>38</b>	200.0%▲	33.3%▲	29.6%▼
Drug/Narcotic	0	0	1	1	38	10	0.0%	0.0%	73.7%▼
Pornography/Obscene Material	0	0	0	1	2	3	0.0%	NC	50.0%▲
Prostitution	0	0	0	0	0	0	0.0%	0.0%	0.0%
Weapon Law Violations	1	3	5	6	14	25	200.0%▲	20.0%▲	78.6%▲
<b>Sector Totals</b>	<b>103</b>	<b>128</b>	<b>478</b>	<b>480</b>	<b>3466</b>	<b>3167</b>	<b>24.3%▲</b>	<b>0.4%▲</b>	<b>8.6%▼</b>

### Last 7 Days

#### Notes:

- There were no Homicide offense(s) during the last 7 days.
- 63.6% (14/22) of the Assaults were coded Simple Assault.
- There were 19 DV-related offenses.
- 73.7% (14/19) of the DV-related offenses were Persons.
- 63.6% (14/22) of the Assaults were DV-related.
- DV-related Offenses: 10 ↗ 19
- There were no Gang-Related offense(s) during the last 7 days.
- Theft from Motor Vehicle: 14 ↗ 20

#### Top 5 Locations - Compared to last year

- 6102 6th Ave: 0 ↗ 3
- 6412 S 10th St: 0 ↗ 3
- 7320 6th Ave: 0 ↗ 3
- 1901 S Union Ave: 1 ↘ 3
- 5400 N Pearl St: 1 ↘ 3
- 2803 6th Ave: 0 ↗ 3

#### Top 5 Offense Locations - Compared to last year

- Parking Lot: 20 ↗ 22
- Street/Right Of Way: 10 ↗ 21
- Apartment: 10 ↗ 16
- Sporting Goods Store: 13 ↔ 13
- Single Family Residence: 13 ↘ 10



## Sector 3 Weekly Briefing for 05 July 2021 to 11 July 2021

The data is not National Incident Based Reporting System (NIBRS) compliant. Do not compare the results with any report using that standard. The data is dynamic and is subject to change and/or revision. The number of distinct offenses listed on a report are counted. This does not represent reports or individuals. All data is compared to last year for the same number of days or date range. Small numbers may cause large percent increases and decreases.

Offense Breakdown	7 Days		28 Days		Year to Date		7 Days	28 Days	YTD
	06-Jul-2020	05-Jul-2021	15-Jun-2020	14-Jun-2021	01-Jan-2020	01-Jan-2021			
	12-Jul-2020	11-Jul-2021	12-Jul-2020	11-Jul-2021	11-Jul-2020	11-Jul-2021			
<b>Persons</b>	<b>19</b>	<b>15</b>	<b>85</b>	<b>76</b>	<b>501</b>	<b>489</b>	21.1% ▼	10.6% ▼	2.4% ▼
Assault	18	14	80	69	459	447	22.2% ▼	13.8% ▼	2.6% ▼
Homicide (doesn't include Negligent/Justifiable)	0	0	0	0	5	2	0.0%	0.0%	60.0% ▼
Kidnapping/Abduction	0	0	2	3	9	9	0.0%	50.0% ▲	0.0%
Sex Offenses, Forcible	1	1	3	4	28	31	0.0%	33.3% ▲	10.7% ▲
<b>Property</b>	<b>87</b>	<b>81</b>	<b>374</b>	<b>377</b>	<b>2501</b>	<b>2609</b>	6.9% ▼	0.8% ▲	4.3% ▲
Arson	1	3	2	6	12	19	200.0% ▲	200.0% ▲	58.3% ▲
Burglary/Breaking and Entering	10	6	44	34	284	246	40.0% ▼	22.7% ▼	13.4% ▼
Counterfeiting/Forgery	1	0	5	1	28	18	100.0% ▼	80.0% ▼	35.7% ▼
Destruction/Damage/Vandalism of Property	24	24	94	102	697	654	0.0%	8.5% ▲	6.2% ▼
Fraud	3	1	16	11	116	72	66.7% ▼	31.3% ▼	37.9% ▼
Larceny/Theft	33	32	143	166	1022	1113	3.0% ▼	16.1% ▲	8.9% ▲
Motor Vehicle Theft	11	11	47	48	235	392	0.0%	2.1% ▲	66.8% ▲
Robbery	3	3	9	7	53	65	0.0%	22.2% ▼	22.6% ▲
Stolen Property	0	1	9	2	43	28	NC	77.8% ▼	34.9% ▼
<b>Society</b>	<b>1</b>	<b>2</b>	<b>17</b>	<b>6</b>	<b>158</b>	<b>86</b>	100.0% ▲	64.7% ▼	45.6% ▼
Drug/Narcotic	0	1	7	3	99	44	NC	57.1% ▼	55.6% ▼
Pornography/Obscene Material	1	0	4	1	15	7	100.0% ▼	75.0% ▼	53.3% ▼
Prostitution	0	0	1	1	3	1	0.0%	0.0%	66.7% ▼
Weapon Law Violations	0	0	5	0	41	32	0.0%	100.0% ▼	22.0% ▼
<b>Sector Totals</b>	<b>107</b>	<b>98</b>	<b>476</b>	<b>459</b>	<b>3160</b>	<b>3184</b>	<b>8.4% ▼</b>	<b>3.6% ▼</b>	<b>0.8% ▲</b>

### Last 7 Days

#### Notes:

- There were no Homicide offense(s) during the last 7 days.
- 78.6% (11/14) of the Assaults were coded Simple Assault.
- There were 12 DV-related offenses.
- 58.3% (7/12) of the DV-related offenses were Persons.
- 42.9% (6/14) of the Assaults were DV-related.
- DV-related Offenses: 20 ≥ 12
- There was no Gang-Related offense(s) during the last 7 days.
- Theft from Motor Vehicle: 19 ≥ 18

#### Top 5 Locations - Compared to last year

- 4502 S Steele St: 2 ↗ 12
- 2931 S 38th St: 0 ↗ 3
- 3505 S Orchard St: 0 ↗ 3
- 1720 S 72nd St: 0 ↗ 2
- There were an additional 16 locations with 2.

#### Top 5 Offense Locations - Compared to last year

- Parking Lot: 23 ↗ 32
- Street/Right Of Way: 13 ≥ 9
- Apartment: 12 ≥ 9
- Restaurant/Fast Food Establishment: 0 ↗ 5
- Private Vehicle: 1 ↗ 5
- Department Store: 1 ↗ 5



## Sector 4 Weekly Briefing for 05 July 2021 to 11 July 2021

The data is not National Incident Based Reporting System (NIBRS) compliant. Do not compare the results with any report using that standard. The data is dynamic and is subject to change and/or revision. The number of distinct offenses listed on a report are counted. This does not represent reports or individuals. All data is compared to last year for the same number of days or date range. Small numbers may cause large percent increases and decreases.

Offense Breakdown	7 Days		28 Days		Year to Date		7 Days	28 Days	YTD
	06-Jul-2020	05-Jul-2021	15-Jun-2020	14-Jun-2021	01-Jan-2020	01-Jan-2021			
	12-Jul-2020	11-Jul-2021	12-Jul-2020	11-Jul-2021	11-Jul-2020	11-Jul-2021			
<b>Persons</b>	<b>26</b>	<b>23</b>	<b>99</b>	<b>110</b>	<b>584</b>	<b>664</b>	11.5% ▼	11.1% ▲	13.7% ▲
Assault	25	21	94	99	530	612	16.0% ▼	5.3% ▲	15.5% ▲
Homicide <i>(doesn't include Negligent/Justifiable)</i>	0	0	0	0	1	4	0.0%	0.0%	300.0% ▲
Kidnapping/Abduction	0	1	0	3	7	10	NC	NC	42.9% ▲
Sex Offenses, Forcible	1	1	5	8	46	38	0.0%	60.0% ▲	17.4% ▼
<b>Property</b>	<b>96</b>	<b>75</b>	<b>390</b>	<b>360</b>	<b>2667</b>	<b>2544</b>	21.9% ▼	7.7% ▼	4.6% ▼
Arson	0	1	6	4	25	28	NC	33.3% ▼	12.0% ▲
Burglary/Breaking and Entering	10	3	37	36	247	261	70.0% ▼	2.7% ▼	5.7% ▲
Counterfeiting/Forgery	1	0	4	0	17	7	100.0% ▼	100.0% ▼	58.8% ▼
Destruction/Damage/Vandalism of Property	33	29	126	127	764	754	12.1% ▼	0.8% ▲	1.3% ▼
Fraud	2	3	13	14	129	74	50.0% ▲	7.7% ▲	42.6% ▼
Larceny/Theft	38	28	143	123	1005	913	26.3% ▼	14.0% ▼	9.2% ▼
Motor Vehicle Theft	9	7	40	38	345	361	22.2% ▼	5.0% ▼	4.6% ▲
Robbery	2	3	13	15	55	67	50.0% ▲	15.4% ▲	21.8% ▲
Stolen Property	1	1	6	3	69	73	0.0%	50.0% ▼	5.8% ▲
<b>Society</b>	<b>2</b>	<b>2</b>	<b>9</b>	<b>9</b>	<b>151</b>	<b>87</b>	0.0%	0.0%	42.4% ▼
Drug/Narcotic	0	2	5	4	92	34	NC	20.0% ▼	63.0% ▼
Pornography/Obscene Material	0	0	0	1	4	4	0.0%	NC	0.0%
Prostitution	0	0	0	0	2	2	0.0%	0.0%	0.0%
Weapon Law Violations	2	0	4	4	53	47	100.0% ▼	0.0%	11.3% ▼
<b>Sector Totals</b>	<b>124</b>	<b>100</b>	<b>498</b>	<b>479</b>	<b>3402</b>	<b>3295</b>	<b>19.4% ▼</b>	<b>3.8% ▼</b>	<b>3.1% ▼</b>

### Last 7 Days

#### Notes:

- There were no Homicide offense(s) during the last 7 days.
- 52.4% (11/21) of the Assaults were coded Simple Assault.
- There were 14 DV-related offenses.
- 50.0% (7/14) of the DV-related offenses were Persons.
- 33.3% (7/21) of the Assaults were DV-related.
- DV-related Offenses: 24 ≥ 14
- There was 1 Gang-Related offense(s) during the last 7 days.
- Theft from Motor Vehicle: 16 ≥ 12

#### Top 5 Locations - Compared to last year

- 6309 S Sheridan Ave: 0 ↗ 4
- 6401 Pacific Ave: 0 ↗ 3
- 1319 E 56th St: 0 ↗ 3
- 5433 S Bell St: 0 ↗ 2
- There were an additional 11 locations with 2.

#### Top 5 Offense Locations - Compared to last year

- Single Family Residence: 41 ≥ 21
- Street/Right Of Way: 20 ≥ 17
- Parking Lot: 16 ≥ 12
- Sporting Goods Store: 14 ≥ 10
- Alley: 2 ↗ 7



## **CITY OF TACOMA, WASHINGTON OFFICE OF THE CITY COUNCIL COUNCIL CONSIDERATION REQUEST**

**TO:** Deputy Mayor Blocker & Members of the City Council

**FROM:** Mayor Victoria Woodards and Chief Policy Analyst Melanie Harding

**COPIES TO:** Elizabeth Pauli, City Manager; Tadd Wille, Deputy City Mgr.; Bill Fosbre, City Attorney

**SUBJECT:** **Request for a Resolution authorizing execution of an intergovernmental agreement establishing and confirming the City of Tacoma's participation in South Sound Housing Affordability Partners & allocating Council Contingency Funding for startup in 2021 – July 20, 2021 (Study Session Other Items of Business)**

**DATE:** July 8, 2021

---

**I ask for your support for a Resolution authorizing execution of an intergovernmental agreement establishing and confirming City of Tacoma's participation in South Sound Housing Affordability Partners & allocating Council Contingency Funding for startup in 2021.**

### **LEGISLATIVE INTENT:**

Mayor Woodards and the Tacoma City Council have long acknowledged the challenges posed to affordable housing due to accelerating housing market conditions, a limited rental supply, significant housing cost burdens on households across the region, and a need for community members experiencing barriers to access or remain in safe and stable housing. Because of this, they have prioritized the issue of affordable housing and supported the completion of the Affordable Housing Action Strategy (AHAS) in September 2018.

Despite ongoing work to enact strategic approaches from the AHAS, both rental rates and home prices have continued to increase, with Redfin again declaring Tacoma the fastest-selling housing market in the nation earlier in 2021. Redfin's Chief Economist attributed this increase in part to the increase in virtual work during the pandemic, as the Tacoma market provides Seattle workers more for their dollar with a reduced need to commute.<sup>1</sup> A June report from John L. Scott Real Estate indicated that Pierce County is "virtually sold out" of existing single-family homes valued at up to \$1.5 million.<sup>2</sup> COVID-19 has significantly impacted the stability of jobs and wages for many across the nation, and the Washington State eviction moratorium is scheduled to end on September 30, 2021.<sup>3</sup> When combined, these factors combined further threaten housing stability in Tacoma and throughout the region.

While the City of Tacoma continues work to enact the strategies in AHAS, the challenges of housing affordability are regional and the factors that impact market conditions do not stop at city limits. The actions taken by neighboring jurisdictions and governments have impacts on one another. At the same time, jurisdictions of various sizes have unique needs and varying levels of resources to address the complex issue of housing. In 2018, Mayor Woodards began questioning whether there were opportunities for surrounding governments to create synergy by working collaboratively on the issue of affordable housing.

---

<sup>1</sup> <https://www.kiro7.com/news/local/redfin-puts-tacoma-no-1-again-fastest-selling-housing-market-january/AXMHPRCG5CGHEDQUB6WCBINDE/>

<sup>2</sup> <https://www.thenewstribune.com/news/business/real-estate-news/article251955553.html>

<sup>3</sup> <https://www.governor.wa.gov/news-media/inslee-announces-eviction-moratorium-%E2%80%99Cbridge%E2%80%99D>

To hear from other government leaders on affordable housing and determine whether there were regional solutions that could be leveraged, Mayor Woodards was joined by County Executive Dammeier and County Councilmember Ladenburg in the fall of 2018 to convene elected officials in a roundtable discussion on housing affordability in Pierce County. The discussions initially focused on what might be done collectively across Pierce County to address housing affordability, attainability, and accessibility for residents of all income levels, while acknowledging each jurisdiction's unique housing market and challenges.

The 'Mayors' Roundtable on Affordability,' as it was originally called, conducted a series of meetings on:

- Local housing affordability data and needs;
- Individual jurisdiction needs and housing types;
- Incentives and needs of housing developers and what kinds of incentives are valued for spurring the creation of additional units including affordable units;
- How other local governments have partnered to achieve results, what tools have been effective, and what lessons have been learned; and
- How to continue collaborating to move the issue of housing affordability and attainable housing forward

The engaged governments recognized that housing affordability is a regional challenge that crosses jurisdictional boundaries and agreed that working together, sharing information and pooling resources would have a greater impact on addressing housing affordability than working separately.

In 2019, the Mayor's Roundtable group began calling itself the South Sound Housing Affordability Partners (SSHAP). Overtime, SSHAP collectively decided to move forward with both short- and long-term action items, including jointly funding and engaging a consultant to explore formalizing a regional coalition to ensure a collaborative and sustained focus on housing affordability. Cedar River Group was selected as the consultant to explore the development of a formal regional coalition.

In 2020-2021, the consultant worked with staff of several local governments and the Puyallup Tribe as well as a Steering Committee comprised of elected officials on the proposed structure, budget, and work plan of the coalition. As presented in City Council Study Session on March 30, 2021, the full SSHAP group agreed to move forward with a draft interlocal agreement that will establish the South Sound Housing Affordability Partners (SSHAP), a regional coalition of governments in Pierce County created to address housing affordability, attainability, and accessibility regionally. At a high level, the interlocal includes these five elements:

- The SSHAP coalition will be governed by an Executive Board comprised of elected officials (or other designated officials) of the members' governments. Each member will have one vote on the Executive Board;
- The SSHAP coalition will have an Advisory Board comprised of key housing stakeholders;
- There will be an identified administrative entity and fiscal agent (the full group has agreed that Pierce County will serve in this role);
- SSHAP will include 1.5 staff to provide services to all member governments; and
- SSHAP will be structured to include the possibility of creating a capital fund.

Initial estimates for the SSHAP budget through 2023 are outlined below. Member governments pay a proportionate share of the budget based on population and the total cost varies based on the number of governments that join (varying annual between \$3,000 and \$138,000 per member). Tacoma's estimated contributions are currently:

	Total SSHAP Budget	Tacoma Contribution: 10 total SSHAP Members	Tacoma Contribution: 16 total SSHAP Members*
2021	\$106,150	22,000	20,000
2022	\$293,090	66,000	60,000
2023	\$302,309	68,310	62,100

\*= The additional governments considering membership are smaller jurisdictions; dues are driven by proportion of population.

Because the Intergovernmental Agreement includes approval of the draft budget, this resolution will also will allocate Council Contingency funds for operations start up in 2021. Mayor Woodards will seek a Mid-biennial Budget Modification for operations in 2022.

DESIRED RESOLUTION DATE: July 27, 2021

FUNDING ESTIMATE:

Amount: \$ 20,000 - 22,000 in Council Contingency Funds

One Time or Ongoing: There will be an ongoing need while the City continues membership

TIMELINE FOR CONSIDERATION:

☐ Biennial budget

X Mid-biennium budget adjustment: Mayor Woodards will request \$60,000-66,000 for 2022 dues

X Other: Council contingency is being requested for 2021 startup of operations - \$20,000-22,000

**ALIGNMENT WITH TACOMA 2025 KEY FOCUS AREAS:**

This legislation, program, project, or event is best aligned with the following (Check all that apply):

**Livability:** *Equity Index Score:* Moderate Opportunity

Decrease the percentage of individuals who are spending more than 45% of income on housing and transportation costs.

Improve access and proximity by residents to diverse income levels and race/ethnicity to community facilities, services, infrastructure, and employment.

In you have a question related to the Council Consideration Request, please contact Chief Policy Analyst to the Mayor Melanie Harding at 253-591-5156 or [melanie.harding@cityoftacoma.org](mailto:melanie.harding@cityoftacoma.org).

SUBMITTED FOR COUNCIL CONSIDERATION BY:

Mayor

**SUPPORTING COUNCIL MEMBERS SIGNATURES (2 SIGNATURES ONLY)**

*(Signatures demonstrate support to initiate discussion and consideration of the subject matter by City Council for potential policy development and staff guidance/direction.)*

1.

[Signature]

POS# 7

2.

[Signature]

POS# 8





**CITY OF TACOMA, WASHINGTON  
OFFICE OF THE CITY COUNCIL  
COUNCIL CONSIDERATION REQUEST**

**TO:** Deputy Mayor Blocker & Members of the City Council  
**FROM:** Mayor Victoria Woodards and Chief Policy Analyst Melanie Harding  
**COPIES TO:** Elizabeth Pauli, City Manager; Tadd Wille, Deputy City Mgr.; Bill Fosbre, City Attorney  
**SUBJECT:** **Council Contingency Fund Request to support the Kinsey African American Art & History Collection and installation of a Black Lives Matter mural in Tollefson Plaza – July 20, 2021 Study Session Other Items of Business**  
**DATE:** July 8, 2021

---

**I ask for your support for a Council Contingency Fund expenditure of \$10,000 to support the Kinsey African American Art & History Collection and installation of a Black Lives Matter mural in Tollefson Plaza.**

**LEGISLATIVE INTENT**

**Council Contingency Fund Request:**

This Council Contingency Fund request would provide a \$5,000 sponsorship of the upcoming Kinsey African American Art & History Collection to be featured at Tacoma Art Museum as well as \$5,000 for installation of a Black Lives Matter mural.

To express solidarity with the Black Lives Matter movement and the City's commitment to equity, Mayor Woodards, Deputy Mayor Blocker, and some of their colleagues engaged in initial discussion on the installation of a Black Lives Matter street tattoo or mural in Tacoma in 2020. Also in 2020, Tacoma's Human Rights Commission similarly expressed a desire for a Black Lives Matter mural to be painted in Tacoma. Building on these conversations, City's of Tacoma's Office of Arts and Cultural Vitality and the Office of Equity and Human Rights staff connected for initial discussions to discuss how the Arts Commission might support this work. Installation of a mural in 2020 was paused due to funding limitations and the inclement weather of late fall through early spring months.

In conversations with the Tacoma Art Museum (TAM), staff learned that there were resources and a desire to commission a mural in conjunction with the upcoming Kinsey African American Art & History Collection to be featured at TAM July – November 2021. The Human Rights Commission supported this collaborative effort with the Tacoma Arts Commission and TAM moving forward on the project in Tollefson Plaza.

There was a shared desire that the mural express solidarity with the Black Lives Matter movement while celebrating the achievements and contributions of African Americans throughout history. Artists are encouraged to draw from Tacoma's history and imagined futures. The artist(s) will be selected through a competitive review process led by Tacoma Art Museum. Members of the Human Rights Commission and Tacoma Arts Commission will participate on the selection panel. The artist or artist team should have a clear idea of how they will engage the community and/or other Tacoma artists at any stage of the project from research, conceptualization, mural design, installation, or anything the artist(s) dreams up. It will be open for artists ages 18+ currently living or working in Tacoma who are best able to respond to the Black experience. Overall community engagement around this project is being finalized. The draft timeline has the mural being completed in Fall 2021, with an artist talk and reception hosted at TAM.



The Black Lives Matter movement, like the civil rights movements before it, has effectively articulated the injustices that exist nationally and locally at the intersections of race, class, and gender including mass incarceration, police brutality, poverty, unaffordable housing, income disparity, homophobia, gender inequality, poor access to healthcare, and educational outcomes. This mural will encourage Tacoma residents to recognize the plight suffered by people of color to obtain equality while at the same time continuing to challenge us to persevere in unity toward racial justice.

The current total budget for the project is \$20,000. Murals by their nature are not permanent, and it is estimated that this mural would last for up to 5 years. Because this is moving forward quickly, we request that the resolution allocating this funding be brought forward next week, on July 27, 2021.

Separately, Tacoma Art Museum approached Mayor Woodards about city support for the Kinsey African American Art & History Collection. This request would provide a \$5,000 sponsorship for that exhibit.

FUNDING REQUESTED:  
\$ 10,000

#### **ALIGNMENT WITH TACOMA 2025 KEY FOCUS AREAS**

This legislation, program, project, or event is best aligned with the following:

**Civic Engagement:** *Equity Index Score:* N/A


Increase the percentage of residents who believe they are able to have a positive impact on the community and express trust in the public institutions in Tacoma.

**Livability:** *Equity Index Score:* Moderate Opportunity

Increase positive public perception of safety and overall quality of life.

**In you have a question related to the Council Consideration Request, please contact Chief Policy Analyst Melanie Harding at 253-591-5156 or [melanie.harding@cityoftacoma.org](mailto:melanie.harding@cityoftacoma.org).**

SUBMITTED FOR COUNCIL CONSIDERATION BY:

  
\_\_\_\_\_  
Mayor

#### **SUPPORTING COUNCIL MEMBERS SIGNATURES (2 SIGNATURES ONLY)**

*(Signatures demonstrate support to initiate discussion and consideration of the subject matter by City Council for potential policy development and staff guidance/direction.)*

1.  POS# 3
2.  POS# 4

Mayor's initials N/A



**CITY OF TACOMA, WASHINGTON  
OFFICE OF THE CITY COUNCIL  
COUNCIL CONSIDERATION REQUEST**

**(TO:** Deputy Mayor & City Council  
**FROM:** Mayor Woodards and Chief Policy Analyst Melanie Harding  
**COPIES TO:** Elizabeth Pauli, City Mgr.; Tadd Wille, Deputy City Manager; Bill Fosbre, City Attorney  
**SUBJECT:** **3-month Appointment Extension of Library Trustee Board President Wayne Williams – 7/20/2021 (Study session other items of business)**  
**DATE:** July 9, 2021

---

**I ask for your support for a resolution extending the appointment term of Library Board Trustee Wayne Williams for a period not to exceed three-months.**

**LEGISLATIVE INTENT:**

**Resolution/Ordinance Request:**

The resolution would change Mr. Williams's term end date from September 27, 2021 to December 27, 2021. The recommendation is based on Tacoma Public Library's (TPL) need to on-board and orient a new trustee, transition a new Board President, and seamlessly conclude year-end processes without significant interruptions to the current order of business by extending Wayne Williams's appointment to the Library Board of Trustees for a period not to exceed three months.

Currently, Trustee terms are tied to when the precedent exited the role, and so can be scheduled to conclude in any month of the year. Due to its placement on the calendar, a term ending in September significantly disrupts multiple organizational processes. Extending President Williams's term just three months will ensure proper role transitions, on-boarding, and conclusion of year-end processes.

DESIRED RESOLUTION DATE: July 27, 2021

**ALIGNMENT WITH TACOMA 2025 KEY FOCUS AREAS:**

This legislation, program, project, or event is best aligned with the following (Check all that apply):

**Civic Engagement:** *Equity Index Score:* Select an Index Score.

Elected officials, boards, commissions, and volunteer leadership will reflect the diversity of the Tacoma community.

Representation at public meetings will reflect the diversity of the Tacoma community

**Livability:** *Equity Index Score:* Very High Opportunity

Increase positive public perception of safety and overall quality of life.

**Equity and Accessibility:**


President Williams is instrumental in Tacoma Public Library's process of updating its policies and procedures, some of which are decades old. Through this work the Library is better able to identify how its processes and practices perpetuate inequities in the service it provides to the community.


If you have a question related to the Council Consideration Request, please contact Melanie Harding (Chief Policy Analyst to the Mayor) at (253) 591-5156 or [melanie.harding@cityoftacoma.org](mailto:melanie.harding@cityoftacoma.org)

SUBMITTED FOR COUNCIL CONSIDERATION BY:   
Mayor Woodards

**SUPPORTING COUNCIL MEMBERS SIGNATURES (2 SIGNATURES ONLY)**

*(Signatures demonstrate support to initiate discussion and consideration of the subject matter by City Council for potential policy development and staff guidance/direction.)*

1.  POS# 1

2.  POS# 6

Date	Meeting	Subject	Department	Background
July 20, 2021	City Council Study Session (In-person 12:00pm TMBN 16)	Systems Transformation	City Manager Elizabeth Pauli	
		CCR South Sound Housing Affordability Partners		
		CCR Black Lives Matter Mural	Mayor Woodards	
		CCR - Tacoma Public Library Board of Trustee's Extension Request		
		Manuel Ellis Investigation Update	City Manager Elizabeth Pauli	
	Committee of the Whole (3:00-4:00 pm dial-in)	Home in Tacoma	Planning and Development Services	Facilitate a City Council discussion of public comments on the Planning Commission's Home In Tacoma Project recommendations received at and leading up to the July 13, 2021 public hearing; and, seek direction regarding the scope and schedule of the Infrastructure, Planning and Sustainability Committee and Committee of the Whole discussion process.
	City Council Meeting (dial-in, 5:00 PM)			
July 27, 2021	City Council Study Session (In-person 12:00pm TMBN 16)	American Rescue Plan Act	Office of Management and Budget Reid Bennion	Staff will discuss use of American Rescue Plan Act funds within the Affordable Housing and Homelessness bucket.
		Manuel Ellis Investigation Update	City Manager Elizabeth Pauli	
	City Council Meeting (dial-in, 5:00 PM)			

Date	Meeting	Subject	Department	Background
August 3, 2021	City Council Study Session (In-person 12:00 pm TMBN 16)	*National Network for Safe Communities Presentation	OEHR	
		Manuel Ellis Investigation Update	City Manager Elizabeth Pauli	
		Systems Transformation	City Manager Elizabeth Pauli	
	City Council Meeting (dial-in, 5:00 PM)			
August 10, 2021	City Council Study Session (In-person 12:00pm TMBN 16)			
		Manuel Ellis Investigation Update	City Manager Elizabeth Pauli	
	City Council Meeting (dial-in, 5:00 PM)			
August 17, 2021	Joint City Council / TPU Study Session (In-person 12:00pm, TMBN 16)	Legislative Update	Government Relations GG Rosa McLeod, TPU Government Relations Clark Mather	
		Systems Transformation	City Manager Elizabeth Pauli	
	City Council Meeting (dial-in, 5:00 PM)			
August 24, 2021	City Council Study Session (In-person 12:00pm TMBN 16)	Manuel Ellis Investigation Update	City Manager Elizabeth Pauli	
	City Council Meeting (dial-in, 5:00 PM)			
August 31, 2021	City Council Study Session (In-person 12:00pm TMBN 16)			
	City Council Meeting (dial-in, 5:00 PM)			

<b>Economic Development Committee</b>			
<b>Committee Members:</b> Thoms (chair), Blocker, McCarthy, Ushka, Alternate-Beale <b>Executive Liaison:</b> Tadd Wille; <b>Staff Support</b> - Lynda Foster		<b>2nd, 4th, and 5th Tuesdays</b> <b>10:00 a.m.</b> <b>Virtual meeting</b>	<b>CBC Assignments:</b> •Tacoma Arts Commission •Greater Tacoma Regional Convention Center Public Facilities District •City Events and Recognition Committee •Tacoma Creates Advisory Board
	Topic	Presenter	Description
<b>July 27, 2021</b>	Outdoor dining update	Jennifer Kammerzell, Principal Engineer, Public Works Department, and Jana Magoon, Planning Manager, Planning & Development Services	
	American Rescue Plan Act Discussion	Reid Bennion, Lead Analyst, Office of Management and Budget	Presentation and discussion of proposed and potential strategic uses of additional ARPA funds for economic development-related initiatives
<b>Future</b>			
<b>August 10, 2021</b>	Tacoma Creates Advisory Board Interviews	Doris Sorum, City Clerk	
<b>August 24, 2021</b>	Tacoma Public Utilities Economic Development	Michael Catsi, Economic Development Manager, Tacoma Public Utilities	Overview of Tacoma Public Utilities economic development activities during COVID and 2021.
<b>August 31, 2021</b>	Tacoma Anchor Network Update	Bucoda Warren, Strategic Initiatives Coordinator	Staff will update the committee on the recent strategic planning work done for the Tacoma Anchor Network, highlighting their priorities and working groups for 2021.
	MBDA (Minority Business Development Agency) - Tacoma Business Center 2016-2021 performance summary report	Linda Lee Womack, CEDD Supervisor/ MBDA Program Director	The U.S. Department of Commerce's awarded the City of Tacoma a five year contract to operate a regional MBDA business center in 2016. The presentation will summarize ytd performance, wrap up of the current grant and outline business center program objectives moving forward.

<b>Infrastructure, Planning, and Sustainability Committee</b>			
<b>Committee Members: McCarthy (Chair), Walker (Vice Chair), Beale, &amp; Hunter; Alternate-Ushka</b> <b>Executive Liaison: Mike Slevin; Coordinator: Claire Goodwin</b>		<b>2nd and 4th Wednesdays</b> <b>4:30pm</b> <b>Virtual Meeting</b>	<b>CBC Assignments: •Sustainable Tacoma Commission •Planning Commission •Landmarks Preservation Commission •Board of Building Appeals •Transportation Commission</b>
	Topic	Presenters	Description
<b>July 21, 2021 Special Meeting</b>	Tideflats Non-Interim Regulations Discussion: Conditional Use Permits vs. Standard Permitting (Tentative)	Peter Huffman, Director, Planning and Development Services; Steve Victor, Deputy City Attorney, City Attorney's Office	The IPS Committee will be discussing the Tideflats non-interim regulations.
<b>July 28, 2021</b>	Planning Commission Interviews□	Doris Sorum, City Clerk	
	Tideflats Non-Interim Regulations Discussion: High Impact & Chemical Uses (Tentative)	Peter Huffman, Director, Planning and Development Services; Steve Victor, Deputy City Attorney, City Attorney's Office	The IPS Committee will be discussing the Tideflats non-interim regulations.
<b>August 11, 2021</b>	Tideflats Non-Interim Regulations Discussion: Residential Uses (Tentative)	Peter Huffman, Director, Planning and Development Services; Steve Victor, Deputy City Attorney, City Attorney's Office	The IPS Committee will be discussing the Tideflats non-interim regulations.
<b>August 25, 2021</b>	Tideflats Non-Interim Regulations Discussion: Government-Government Feedback (Tentative)	Peter Huffman, Director, Planning and Development Services; Steve Victor, Deputy City Attorney, City Attorney's Office	The IPS Committee will be discussing the Tideflats non-interim regulations.

<b>Government Performance and Finance Committee</b>			
<b>Committee Members: Hines (Chair), Hunter (Vice Chair), Thoms, and Walker Alternate - Blocker</b>		<b>1st and 3rd Tuesday</b>	<b>CBC Assignments:</b> •Public Utility Board •Board of Ethics •Audit Advisory Board •Civil Service Board
<b>Executive Liaison: Andy Cherullo; Staff Support - Ted Richardson</b>		<b>10 a.m.</b>	
		<b>Room 248</b>	
	Topic	Presenter	Description
<b>July 20, 2021</b>	HR Director Interviews		The Committee will have the opportunity to meet and ask questions of the finalists.
	Power Note Purchase Agreement	Bill Berry, Section Manager Power; Erin Erben, Assistant Section Manager, Power; Michelle Brown, Power Analyst, Power	Overview of upcoming revenue bond issuance.
	Manitou Annexation	Lihuang Wung, Senior Planner, PDS	
	Monthly Budget Report	Hayley Falk, Management Analyst, Office of Management and Budget	Review of expenditures and revenues
<b>August 3, 2021</b>	HB 1091	LaTasha Wortham, Regional Relations Manager, Tacoma Public Utilities	Reducing greenhouse gas emissions by reducing the carbon intensity of transportation fuel.
	Public Notification Processes	Legal, PDS, ES	Informational Briefing on the legal notification processes of the City.
	ARPA Buckets	Reid Bennion, Lead Management and Budget Analyst, Office of Management and Budget	Belief and Trust and Returning Services
<b>August 17, 2021</b>	2020 Exit Audit Conference	Moss Adams	
	Deferred Maintenance and City Facilities	Nick Anderson, Management Analyst, Office of Management and Budget	
	City Reserve Policy	Jackis Coulibaly, Management Analyst, Office of Management and Budget; Andy Cherullo, Director, Finance; Katie Johnston, Budget Officer, Office of Management and Budget	Recommendations on changes to the current City policy
	Monthly Budget Report	Hayley Falk, Management Analyst, Office of Management and Budget	Review of expenditures and revenues



Community Vitality and Safety			
<b>Committee Members: Ushka (Chair), Beale, Hines, Blocker, Alternate-Hunter</b> <b>Executive Liaison: Linda Stewart; Staff Support - Ted Richardson</b>		<b>2nd and 4th Thursdays</b>  <b>4:30 p.m.</b>  <b>Room 248</b>	CBC Assignments: Citizen Police Advisory Committee • Human Services Commission • Human Rights Commission • Housing Authority • Commission on Disabilities • Library Board • Tacoma Community Redevelopment Authority • Commission on Immigrant and Refugee Affairs
	Topic	Presenter	Description
<b>July 22, 2021</b>	ARPA Buckets	Reid Bennion, Lead Management and Budget Analyst, Office of Management and Budget	
	ARPA Dollars for TPD Body and Dash Cams	Reid Bennion, Lead Management and Budget Analyst, Office of Management and Budget; Matt Janzow, Analyst, Continuous Improvement	Staff will follow up on the June 24 presentation with the implementation plan for using ARPA funding to purchase dash and body cams for TPD.
	Eviction Moratorium	ChiQuata Elder, Landlord Tenant Program Coordinator, Equity and Humans Rights; Jacques Colon, 2025 Strategic Manager, Media and Communications; Steven Sawada, Continuous Improvement Analyst, Human Resources	
<b>August 12, 2021</b>	Interviews for the Tacoma Area Commission on Disabilities	Doris Sorum, City Clerk	
	Mid-Year NCS Report, to include Code Compliance Update	Linda Stewart, Director, Neighborhood and Community Services; Keith Williams, Code Compliance Supervisor, NCS	
<b>August 26, 2021</b>	Language Access	MCO and CIRA	
	Community's Police Advisory Committee Update	Bucoda Warren, Strategic Initiatives Coordinator, MCO; Stephen Hagberg, Chair; CPAC	CPAC will present to CVS draft recommendations around use of force and future oversight responsibilities and discuss other items of interest to the committee.