



WEEKLY REPORT TO THE CITY COUNCIL

September 30, 2021

Members of the City Council
City of Tacoma, Washington

Dear Mayor and Council Members:

ITEMS OF INTEREST

1. City Manager Elizabeth Pauli provides the attached **Purchase Contract Awards** for the week of September 27, 2021.
2. Please see the attached City of Tacoma **Weekly Meeting Schedule**.
3. Interim Police Chief Ake provides the attached **Weekly Crime Report** for the weeks of September 13-19 and 20-26, 2021.
4. City-funded Temporary and Emergency Shelter Performance: The City posts weekly information about its Temporary and Emergency Shelter locations including current census, number of available beds and exits to housing. **This information can be found at <https://cms.cityoftacoma.org/NCS/City%20Authorized%20Emergency%20Shelter%20Sites/Weeklydataupdate.pdf>** and is updated weekly.

The City is also developing an additional 185 shelter units, many of which will be activated over the next several weeks, with the Comfort Inn project expected to be operational by the end of the year.

- 20 units at S. 69th and Proctor
 - 25 units at 82nd and Pacific
 - 80-100 units at the Comfort Inn
5. Senior Meal Delivery: Access to healthy meals is important to our senior population and the City has adjusted contracted services during the COVID-19 pandemic to ensure seniors can still access food while senior centers are not operating. The City's contracted partner ensured pickup and delivery of **395 meals for the week of September 20-24, 2021**.
 6. Temporary Shelter at Shiloh Baptist Now Operating: A temporary shelter location at Shiloh Baptist Church located at 1211 S. I Street began operating on Monday, September 27th. **The shelter will serve single men and has capacity to serve 40 individuals**. Referrals are made from the Homeless Outreach Team and overflow from Tacoma Rescue Mission and Catholic Community Services' overnight shelters. This shelter location operates 24/7 and is funded to operate through March 2022.

7. **Temporary Isolation and Quarantine Site:** **Tacoma-Pierce County Health Department has opened the temporary isolation and quarantine site at The Lighthouse Senior Center** at 5016 A Street. This location provides a place for people who test positive for COVID-19 and need a safe place to isolate. Please see the attached Health Department flier for additional information.
- We expect the site will operate through Oct. 31, 2021
 - The site will operate 24 hours a day, 7 days a week.
 - The site will have 10 beds.
 - The site will provide shelter for adults 18 years or older.
 - An average stay will last 10-14 days.
8. **Rental Assistance:** **The rental assistance portal is open! Residents may find more information at <https://www.piercecountywa.gov/7142/Rental-Assistance>.** The program provides up to 12 months of assistance dating back to March 2020 and serves households up to 80% of Pierce County Area Median Income. Applicants may also qualify for utility assistance through the program. The City remains committed to reducing racial disparities in our service delivery and for this reason has a goal of providing at least 45% of the assistance to households headed by persons of color. In 2020, 638 households received assistance from the Tacoma Rental Assistance Program. Of those 638, 78% were households with the head of household identifying as a person of color. In 2021, 62% of households served to date are headed by persons of color.

In 2021, the City has provided 464 households with \$3,365,980 in rental assistance **(this is an increase of 15 households and \$85,879 in assistance over last report)** and 1,021 households with \$1,234,500 with utility assistance **(this is an increase of 119 households and \$159,391 in assistance over last report)**. This emergency rental and utility assistance is available from the U.S. Department of Treasury for expenditure through September 30, 2022. The City's Rental Assistance Fund at the Greater Tacoma Community Foundation has received 28 gifts totaling \$30,820.

STUDY SESSION/WORK SESSION

9. **The Joint City Council / Public Utility Board Study Session of Tuesday, October 5, 2021, will be conducted virtually.** The meeting can be heard by dialing (253) 215 – 8782 or through Zoom at www.zoom.us/j/89496171192 and entering the meeting ID 894 9617 1192; and passcode 896569 when prompted. This meeting will be broadcast on TV Tacoma and live streamed on Facebook.

Discussion items will include: (1) **Class and Compensation Study Final Report.** Immediately following the Joint Session there will be a regular City Council Study Session, discussion items will include; (2) **Tideflats Non-Interim Regulations Hearing Preparation;** (3) **Systems Transformation;** (4) **Other Items of Interest- American Rescue Plan Act Funding Update & Manuel Ellis Investigation Update;** (5) **Committee Reports;** (6) **Agenda Review and City Manager's Weekly Report.**

On our first agenda item, Gallagher Benefit Services staff will present the **classification and compensation study findings and recommendations**.

On our second agenda item, Planning and Development Services staff will present an overview of the Infrastructure, Planning, and Sustainability Committee's **recommended modifications to the Planning Commission's recommendations for the Tideflats and Industrial Land Use Amendments** to replace the Tideflats Interim Regulations in preparation for the public hearing scheduled for the City Council meeting on October 5, 2021.

On our third agenda item, City Manager Elizabeth Pauli will be providing an update on **systems transformation**.

Under Other Items of Interest, the following items will be discussed:

- **American Rescue Plan Act Funding Update**
- **Manuel Ellis investigation Update**

COMMITTEE OF THE WHOLE

10. **The Committee of the Whole special meeting of Tuesday, October 5, 2021, will be conducted virtually.** The meeting can be heard by dialing (253) 215- 8782 or through Zoom at: <https://zoom.us/j/89496171192> and entering the meeting ID 894 9617 1192 and passcode 896569, when prompted. This meeting will be broadcast on Tv Tacoma and live streamed on Facebook.

During Tuesday's Committee of the Whole meeting, the City Council will discuss the **Infrastructure, Planning and Sustainability Committee's progress to date in its review of the Planning Commission's Home In Tacoma Project recommendations**. The Committee has now met three times and focused primarily on the Mid-scale Residential Map and infill design policies. Staff will request guidance from the City Council as the Committee continues its work over the next month in preparation for City Council action later in the year. For more information, visit www.cityoftacoma.org/homeintacoma.

11. The updated **Tentative City Council Forecast and Consolidated Standing Committee Calendars** are attached for your information.

MARK YOUR CALENDARS

12. There are no new events currently.

Sincerely,



Elizabeth Pauli
City Manager

Purchase Contract Awards
For Weekly Report to the City Manager

Week of September 27, 2021

Specification	Description	Awardee	Amount
ES21-0017F	2021 Wastewater CIPP Sewer Rehabilitation Project in Various Tacoma Locations	Insituform Technologies LLC	\$985,141.00, plus a ten percent contingency, for a cumulative contract total of \$1,083,655.10, plus applicable taxes



City of Tacoma

City Manager Action Memorandum

TO: Elizabeth A. Pauli, City Manager or designee
FROM: Michael P. Slevin III, P.E., Director, Environmental Services *GMS MPS*
 John Burk, P.E., Division Manager, Science and Engineering
COPY: City Manager, City Council, City Clerk, EIC Coordinator, LEAP Coordinator,
 Kari Prussen, P.E., Principal Engineer, Olivia Mathison, Project Manager and
 Doreen Klaaskate, Senior Buyer, Finance/Purchasing
SUBJECT: 2021 Wastewater CIPP Sewer Rehabilitation Project in Various Tacoma
 Locations - Request for Bids Specification No. ES21-0017F
DATE: September 15, 2021

Pursuant to the City of Tacoma March 12, 2020, state of emergency proclamation in response to COVID-19, made in accordance with Tacoma Municipal Code Chapter 1.10., contract awards for purchases must be approved by the City Manager or designee.

RECOMMENDATION SUMMARY:

The Environmental Services Department recommends a contract be awarded to Insituform Technologies LLC, Chesterfield, MO., in the amount of \$985,141.00, plus a ten percent contingency, for a cumulative contract total of \$1,083,655.10, plus applicable taxes, budgeted from the ES Wastewater Fund 4300, for the rehabilitation of approximately 2.4 miles of underground wastewater pipes in various locations throughout the city.

STRATEGIC POLICY PRIORITY:

- Strengthen and support a safe city with healthy residents.
- Assure outstanding stewardship of the natural and built environment.

A reduced risk of wastewater overflows represents an improvement to human health and environment. For this construction work, the City is able to utilize cured-in-place pipe (CIPP) trenchless technology to rehabilitate these existing wastewater pipes without undertaking the more expensive and disruptive impact of traditional open-cut construction.

BACKGROUND:

Rehabilitation of these pipes will reduce the risk of future failures. Pipe failures can result in overflow of untreated wastewater into the Puget Sound or private property. This work will rehabilitate approximately 12,800 linear feet of 8-inch to 24-inch diameter underground pipe utilizing CIPP trenchless technology. Preventative maintenance of these underground pipes in these project areas represents the lowest life cycle cost solution to maintaining these assets.

ISSUE: The underground wastewater pipes in these various locations are reaching the end of their design life and are at risk of failure.

ALTERNATIVES: One alternative is taking no action and accepting the risk of continued pipe failures, which can result in untreated wastewater overflowing into the Puget Sound or private property. An alternative construction method, traditional open-cut trenching, would result in higher costs and a more significant impact to the neighborhoods during construction.



City of Tacoma

COMPETITIVE SOLICITATION:

Request for Bids Specification No. ES21-0017F was opened August 31, 2021. Two companies were invited to bid in addition to normal advertising of the project. Two submittals were received.

Insituform Technologies LLC submitted a bid that resulted in the lowest evaluated submittal after consideration of EIC participation requirements. The table below reflects the amount of the base award.

<u>Respondent</u>	<u>Location</u>	<u>Submittal Amount</u>
Insituform Technologies LLC	Chesterfield, MO	\$985,141.00
Michels Corporation	Salem, OR	\$1,427,807.50

Pre-bid Estimate: \$930,002.50

The recommended award is 5.9 percent above the pre-bid estimate.

CONTRACT HISTORY: New contract.

SUSTAINABILITY: Replacement of these pipes will reduce the risk of failure, thereby reducing the potential for discharge of untreated wastewater into the Puget Sound, resulting in a positive environmental impact.

EIC/LEAP COMPLIANCE: The recommended contractor is in compliance with the Equity in Contracting (EIC) Regulation requirements per memorandum dated September 9, 2021. The EIC requirements for this project are four percent for Minority Business Enterprise (MBE), two percent for Women's Business Enterprise (WBE), and six percent for Small Business Enterprise (SBE). The EIC utilization levels of the recommended contractor, Insituform Technologies LLC are seven percent MBE, seven percent WBE, and seven percent SBE. Local Employment Goal of fifteen percent and Apprentice Utilization Goal of fifteen percent.



City of Tacoma

FISCAL IMPACT:**EXPENDITURES:**

FUND NUMBER & FUND NAME	COST OBJECT (CC/WBS/ORDER)	COST ELEMENT	TOTAL AMOUNT
ES Wastewater Fund 4300	ENV-04024-06-04	5330100	\$1,083,655.10
TOTAL			Up to \$1,083,655.10

REVENUES:


FUNDING SOURCE	COST OBJECT (CC/WBS/ORDER)	COST ELEMENT	TOTAL AMOUNT
ES Wastewater Fund 4300	523900	Rate Revenues	\$1,083,655.10
TOTAL			\$1,083,655.10

FISCAL IMPACT TO CURRENT BIENNIAL BUDGET: \$1,083,655.10, PLUS APPLICABLE TAXES.


ARE THE EXPENDITURES AND REVENUES PLANNED AND BUDGETED? Yes


IF EXPENSE IS NOT BUDGETED, PLEASE EXPLAIN HOW THEY ARE TO BE COVERED. N/A


APPROVED

DocuSigned by: 9/24/2021

 32F840585F1B401...

Elizabeth A. Pauli, City Manager (or designee)

DS 9/23/2021


DS 9/24/2021


DS 9/24/2021




TO: Elizabeth A. Pauli, City Manager
FROM: Peter Huffman, Director, Planning and Development Services *PA*
Stephen Atkinson, Principal Planner, Planning and Development Services
SUBJECT: Tideflats and Industrial Land Use Amendments – Infrastructure, Planning and Sustainability Committee Recommendations
DATE: September 29, 2021

On August 30, 2021, the Infrastructure, Planning and Sustainability (IPS) Committee completed its review of the Planning Commission's proposed Tideflats and Industrial Land Use Amendments, and forwarded recommended modifications for City Council consideration. The IPS Committee recommendations are available online at www.cityoftacoma.org/tideflatsinterim. A public hearing is scheduled for October 5, 2021 on the IPS Committee recommendations.

At the October 5, 2021 City Council study session, staff will present an overview of the IPS Committee process and recommendations to prepare for the City Council public hearing that evening.

BACKGROUND:

On October 20, 2020, the City Council passed Amended Ordinance No. 28696, which extended the Tideflats interim regulations an additional six months and also directed the Planning Commission and staff to begin a process to develop new recommendations for a non-interim ordinance to replace the interim regulations ahead of the completion of the subarea plan.

On April 7, 2021, the Planning Commission forwarded its Findings of Fact and Recommendations report to the City Council for review and consideration.

On April 27, 2021, the City Council conducted a public hearing on the Planning Commission's Findings of Fact and Recommendations. In support of the public hearing, approximately 40,000 public notices were provided to potentially affected taxpayers, occupants, and interested parties, and email notices were provided to over 500 other interested parties. The City Council received over 400 pages of public comments.

On May 18, 2021, the City Council passed Ordinance No. 28759, approving an extension of the Tideflats interim regulations for up to six months, and referring proposed permanent regulations to the IPS Committee for review and recommendation to the full City Council no later than August 31, 2021.

On August 30, 2021, the IPS Committee concluded its review and recommendations and forwarded those proposals to the City Council. The proposed IPS amendments are available at www.cityoftacoma.org/tideflatsinterim.

**NEXT STEPS:**

The following is a summary of the next steps in the process and timeline for City Council review:

Date	Topic
October 5, 2021	City Council – Study Session: Review of IPS Committee Recommendations City Council – Public Hearing on IPS Committee Recommendations
October 12, 2021	City Council – Study Session: Discussion of public comments and testimony and potential amendments to the IPS Recommendation.
October 19, 2021	City Council – First Reading of Ordinance
October 26, 2021	City Council – Final Reading of Ordinance
Post-adoption	Department of Ecology – State Approval Process for Shoreline Amendments

ADDITIONAL INFORMATION:

Additional information on the Tideflats Subarea Plan is available at www.cityoftacoma.org/tideflatsplan.

Planning Commission agenda materials, staff reports, and presentations are available at www.cityoftacoma.org/tideflatsinterim. Available documents include the IPS Committee Recommendations, the Planning Commission's Findings of Fact and Recommendations Report, and the Tideflats Interim ordinance passed in 2017 documenting the amendments made to the pre-interim Tacoma Municipal Code.

For more information, please contact Peter Huffman, Director, Planning and Development Services, at (253) 882-7021 or phuffman@cityoftacoma.org.



MEETINGS FOR THE WEEK OF OCTOBER 4, 2021 THROUGH OCTOBER 8, 2021

TIME	MEETING	LOCATION
MONDAY, OCTOBER 4, 2021		
5:30 PM	Tacoma Creates Advisory Board	Please contact Clarissa Gines at CGines@cityoftacoma.org
TUESDAY, OCTOBER 5, 2021		
9:00 AM	Hearing Examiner's Hearing *	Please visit https://cityoftacoma.org/hearingexaminer
9:00 AM	Police Pension/Disability Board	Join Zoom Meeting at: https://zoom.us/j/83878171505 Telephonic: Dial 253-215-8782 Meeting ID: 838 7817 1505 Passcode: 858492
9:30 AM	Government Performance and Finance Committee SPECIAL MEETING	Join Zoom Meeting at: https://zoom.us/j/84416690206 Telephonic: Dial 253-215-8782 Meeting ID: 844 1669 0206 Passcode: 614650
11:00 AM	Bid Opening**	Please visit http://www.tacomapurchasing.org
NOON	City Council and Public Utility Board Joint Study Session	Join Zoom Meeting at: https://zoom.us/j/89496171192 Telephonic: Dial 253-215-8782 Meeting ID: 894 9617 1192 Passcode: 896569
3:00 PM	Committee of the Whole SPECIAL MEETING	Join Zoom Meeting at: https://zoom.us/j/89496171192 Telephonic: Dial 253-215-8782 Meeting ID: 894 9617 1192 Passcode: 896569
5:00 PM	City Council Meeting	Join Zoom Meeting at: https://zoom.us/j/84834233126 Telephonic: Dial 253-215-8782 Meeting ID: 848 3423 3126 Passcode: 349099
WEDNESDAY, OCTOBER 6, 2021		
3:00 PM	Mayor's Youth Commission - Leadership Team	Join Zoom Meeting at: https://zoom.us/j/81791057813 Telephonic: Dial 253-215-8782 Meeting ID: 817 9105 7813 Passcode: 786070
3:00 PM	Tacoma-Pierce County Board of Health	Please visit https://www.tpchd.org/i-want-to-/about-board-of-health/board-of-health-meetings
5:00 PM	Planning Commission	Please contact Lihuang Wung at lwung@cityoftacoma.org
THURSDAY, OCTOBER 7, 2021		
9:00 AM	Hearing Examiner's Hearing *	Please visit https://cityoftacoma.org/hearingexaminer
10:00 AM	Fire Pension/Disability Board	Join Zoom Meeting at: https://zoom.us/j/83951268995 Telephonic: Dial 253-215-8782 Meeting ID: 839 5126 8995 Passcode: 535569
5:00 PM	Civil Service Board Meeting & Study Session	Please contact Wendy Hobson at whobson@cityoftacoma.org
FRIDAY, OCTOBER 8, 2021		
8:00 AM	Joint Municipal Action Committee	Join Zoom Meeting at: https://zoom.us/j/84064886981 Telephonic: Dial 253-215-8782 Meeting ID: 840 6488 6981
4:00 PM	Tacoma Area Commission on Disabilities	Please contact Lucas Smiraldo at lsmiraldo@cityoftacoma.org



Meeting sites are accessible to people with disabilities. People with disabilities requiring special accommodations should contact the appropriate department(s) 48 hours prior to the meeting time.

* Hearing Examiner's Hearings and Local Improvement District Meetings meet on an as-needed basis. Please contact the Hearing Examiner's Office at (253) 591-5195 to confirm whether a meeting will be held this week. Hearings may be held at various times throughout the day.

** Bid Opening will be held on an as-needed basis. Please contact the Finance Procurement and Payables Office at 253-502-8468 or www.tacomapurchasing.org to confirm whether Bid Opening will be held.



Citywide Weekly Briefing for 13 September 2021 to 19 September 2021

The data is not National Incident Based Reporting System (NIBRS) compliant. Do not compare the results with any report using that standard. The data is dynamic and is subject to change and/or revision. The number of distinct offenses listed on a report are counted. This does not represent reports or individuals. All data is compared to last year for the same number of days or date range. Small numbers may cause large percent increases and decreases.

Offense Breakdown	7 Days		28 Days		Year to Date		7 Days	28 Days	YTD
	14-Sep-2020	13-Sep-2021	24-Aug-2020	23-Aug-2021	01-Jan-2020	01-Jan-2021			
	20-Sep-2020	19-Sep-2021	20-Sep-2020	19-Sep-2021	19-Sep-2020	19-Sep-2021			
Persons	71	90	323	366	2724	3084	26.8%▲	13.3%▲	13.2%▲
Assault	57	83	286	340	2450	2843	45.6%▲	18.9%▲	16.0%▲
Homicide (doesn't include Negligent/Justifiable)	1	0	1	2	20	19	100.0%▼	100.0%▲	5.0%▼
Kidnapping/Abduction	5	0	8	5	42	40	100.0%▼	37.5%▼	4.8%▼
Sex Offenses, Forcible	8	7	28	19	211	182	12.5%▼	32.1%▼	13.7%▼
Property	366	495	1571	1901	14439	15012	35.2%▲	21.0%▲	4.0%▲
Arson	3	5	17	16	104	189	66.7%▲	5.9%▼	81.7%▲
Burglary/Breaking and Entering	42	43	145	162	1381	1372	2.4%▲	11.7%▲	0.7%▼
Counterfeiting/Forgery	1	2	6	10	109	73	100.0%▲	66.7%▲	33.0%▼
Destruction/Damage/Vandalism of Property	83	125	411	568	4130	4288	50.6%▲	38.2%▲	3.8%▲
Fraud	13	14	61	47	632	440	7.7%▲	23.0%▼	30.4%▼
Larceny/Theft	149	213	682	787	6104	6009	43.0%▲	15.4%▲	1.6%▼
Motor Vehicle Theft	53	73	180	237	1415	2048	37.7%▲	31.7%▲	44.7%▲
Robbery	14	19	36	58	304	341	35.7%▲	61.1%▲	12.2%▲
Stolen Property	8	1	29	14	214	216	87.5%▼	51.7%▼	0.9%▲
Society	12	3	56	23	576	336	75.0%▼	58.9%▼	41.7%▼
Drug/Narcotic	9	1	28	6	353	137	88.9%▼	78.6%▼	61.2%▼
Pornography/Obscene Material	0	1	4	1	32	18	NC	75.0%▼	43.8%▼
Prostitution	0	0	0	0	5	4	0.0%	0.0%	20.0%▼
Weapon Law Violations	3	1	24	16	186	175	66.7%▼	33.3%▼	5.9%▼
Citywide Totals	449	588	1950	2290	17739	18432	31.0%▲	17.4%▲	3.9%▲

Last 7 Days

Notes:

- There were no Homicide offense(s) during the last 7 days.
- 54.2% (45/83) of the Assaults were coded Simple Assault.
- There were 53 DV-related offenses.
- 66.0% (35/53) of the DV-related offenses were Persons.
- 41.0% (34/83) of the Assaults were DV-related.
- DV-related Offenses: 53 ↗ 53
- There were 3 Gang-Related offense(s) during the last 7 days.
- Theft from Motor Vehicle: 81 ↗ 84

Top 5 Locations - Compared to last year

- 4502 S Steele St: 6 ↗ 16
- 1965 S Union Ave: 5 ↗ 9
- 2315 Westridge Ave W: 1 ↗ 5
- 1001 Puyallup Ave: 0 ↗ 5
- 5400 N Pearl St: 0 ↗ 5
- 1913 S 72nd St: 2 ↗ 5
- 2424 S 41st St: 2 ↗ 5

Top 5 Offense Locations - Compared to last year

- Parking Lot: 91 ↗ 133
- Street/Right Of Way: 83 ↗ 92
- Single Family Residence: 67 ↘ 52
- Apartment: 36 ↗ 40
- Drug Store: 7 ↗ 29



Sector 1 Weekly Briefing for 13 September 2021 to 19 September 2021

The data is not National Incident Based Reporting System (NIBRS) compliant. Do not compare the results with any report using that standard. The data is dynamic and is subject to change and/or revision. The number of distinct offenses listed on a report are counted. This does not represent reports or individuals. All data is compared to last year for the same number of days or date range. Small numbers may cause large percent increases and decreases.

Offense Breakdown	7 Days		28 Days		Year to Date		7 Days	28 Days	YTD
	14-Sep-2020	13-Sep-2021	24-Aug-2020	23-Aug-2021	01-Jan-2020	01-Jan-2021			
	20-Sep-2020	19-Sep-2021	20-Sep-2020	19-Sep-2021	19-Sep-2020	19-Sep-2021			
Persons	19	19	93	87	712	765	0.0%	6.5%▼	7.4%▲
Assault	17	18	85	80	650	711	5.9%▲	5.9%▼	9.4%▲
Homicide (doesn't include Negligent/Justifiable)	1	0	1	1	6	6	100.0%▼	0.0%	0.0%
Kidnapping/Abduction	0	0	1	2	9	6	0.0%	100.0%▲	33.3%▼
Sex Offenses, Forcible	1	1	6	4	46	42	0.0%	33.3%▼	8.7%▼
Property	67	98	340	394	3253	3294	46.3%▲	15.9%▲	1.3%▲
Arson	0	0	4	3	34	84	0.0%	25.0%▼	147.1%▲
Burglary/Breaking and Entering	6	10	30	35	302	291	66.7%▲	16.7%▲	3.6%▼
Counterfeiting/Forgery	0	0	2	2	20	20	0.0%	0.0%	0.0%
Destruction/Damage/Vandalism of Property	24	29	92	141	1008	1086	20.8%▲	53.3%▲	7.7%▲
Fraud	0	1	4	4	105	87	NC	0.0%	17.1%▼
Larceny/Theft	28	41	164	149	1416	1156	46.4%▲	9.1%▼	18.4%▼
Motor Vehicle Theft	7	12	32	42	263	420	71.4%▲	31.3%▲	59.7%▲
Robbery	1	5	6	16	61	84	400.0%▲	166.7%▲	37.7%▲
Stolen Property	1	0	5	2	35	52	100.0%▼	60.0%▼	48.6%▲
Society	5	0	11	3	110	76	100.0%▼	72.7%▼	30.9%▼
Drug/Narcotic	3	0	6	0	73	30	100.0%▼	100.0%▼	58.9%▼
Pornography/Obscene Material	0	0	1	0	4	1	0.0%	100.0%▼	75.0%▼
Prostitution	0	0	0	0	0	1	0.0%	0.0%	NC
Weapon Law Violations	2	0	4	3	33	44	100.0%▼	25.0%▼	33.3%▲
Sector Totals	91	117	444	484	4075	4135	28.6%▲	9.0%▲	1.5%▲

Last 7 Days

Notes:

- There were no Homicide offense(s) during the last 7 days.
- 44.4% (8/18) of the Assaults were coded Simple Assault.
- There were 11 DV-related offenses.
- 90.9% (10/11) of the DV-related offenses were Persons.
- 55.6% (10/18) of the Assaults were DV-related.
- DV-related Offenses: 13 ↘ 11
- There were no Gang-Related offense(s) during the last 7 days.
- Theft from Motor Vehicle: 18 ↘ 16

Top 5 Locations - Compared to last year

- 1001 Puyallup Ave: 0 ↗ 5
- 1310 Martin Luther King Jr Way: 0 ↗ 4
- 425 South Tacoma Way: 0 ↗ 3
- 1902 Martin Luther King Jr Way: 0 ↗ 3
- 2335 S State St: 0 ↗ 3
- 1112 S M St: 0 ↗ 3
- 1425 E 27th St: 1 ↗ 3
- 2611 E E St: 0 ↗ 3

Top 5 Offense Locations - Compared to last year

- Street/Right Of Way: 19 ↗ 24
- Parking Lot: 18 ↗ 21
- Apartment: 11 ↗ 12
- Single Family Residence: 13 ↘ 7
- Drug Store: 0 ↗ 7



Sector 2 Weekly Briefing for 13 September 2021 to 19 September 2021

The data is not National Incident Based Reporting System (NIBRS) compliant. Do not compare the results with any report using that standard. The data is dynamic and is subject to change and/or revision. The number of distinct offenses listed on a report are counted. This does not represent reports or individuals. All data is compared to last year for the same number of days or date range. Small numbers may cause large percent increases and decreases.

Offense Breakdown	7 Days		28 Days		Year to Date		7 Days	28 Days	YTD
	14-Sep-2020	13-Sep-2021	24-Aug-2020	23-Aug-2021	01-Jan-2020	01-Jan-2021			
	20-Sep-2020	19-Sep-2021	20-Sep-2020	19-Sep-2021	19-Sep-2020	19-Sep-2021			
Persons	13	19	46	74	475	614	46.2%▲	60.9%▲	29.3%▲
Assault	10	16	37	68	409	561	60.0%▲	83.8%▲	37.2%▲
Homicide (doesn't include Negligent/Justifiable)	0	0	0	0	5	4	0.0%	0.0%	20.0%▼
Kidnapping/Abduction	0	0	0	1	5	9	0.0%	NC	80.0%▲
Sex Offenses, Forcible	3	3	9	5	56	40	0.0%	44.4%▼	28.6%▼
Property	95	146	443	565	4102	4143	53.7%▲	27.5%▲	1.0%▲
Arson	0	2	0	5	9	33	NC	NC	266.7%▲
Burglary/Breaking and Entering	13	8	40	42	357	341	38.5%▼	5.0%▲	4.5%▼
Counterfeiting/Forgery	0	1	2	2	32	15	NC	0.0%	53.1%▼
Destruction/Damage/Vandalism of Property	16	34	107	157	1135	1136	112.5%▲	46.7%▲	0.1%▲
Fraud	3	4	17	9	194	114	33.3%▲	47.1%▼	41.2%▼
Larceny/Theft	42	78	216	280	1939	1878	85.7%▲	29.6%▲	3.1%▼
Motor Vehicle Theft	15	17	42	59	318	535	13.3%▲	40.5%▲	68.2%▲
Robbery	3	2	11	10	75	59	33.3%▼	9.1%▼	21.3%▼
Stolen Property	3	0	6	1	32	29	100.0%▼	83.3%▼	9.4%▼
Society	0	2	5	3	76	50	NC	40.0%▼	34.2%▼
Drug/Narcotic	0	0	2	0	52	12	0.0%	100.0%▼	76.9%▼
Pornography/Obscene Material	0	1	1	1	3	4	NC	0.0%	33.3%▲
Prostitution	0	0	0	0	0	0	0.0%	0.0%	0.0%
Weapon Law Violations	0	1	2	2	21	34	NC	0.0%	61.9%▲
Sector Totals	108	167	494	642	4653	4807	54.6%▲	30.0%▲	3.3%▲

Last 7 Days

Notes:

- There were no Homicide offense(s) during the last 7 days.
- 87.5% (14/16) of the Assaults were coded Simple Assault.
- There were 10 DV-related offenses.
- 60.0% (6/10) of the DV-related offenses were Persons.
- 37.5% (6/16) of the Assaults were DV-related.
- DV-related Offenses: 9 ↗ 10
- There were no Gang-Related offense(s) during the last 7 days.
- Theft from Motor Vehicle: 20 ↗ 28

Top 5 Locations - Compared to last year

- 1965 S Union Ave: 5 ↘ 9
- 5400 N Pearl St: 0 ↗ 5
- 2315 Westridge Ave W: 1 ↘ 5
- 1902 S Tyler St: 0 ↗ 4
- 3815 N Pearl St: 0 ↗ 4

Top 5 Offense Locations - Compared to last year

- Parking Lot: 9 ↗ 41
- Street/Right Of Way: 27 ↘ 22
- Apartment: 9 ↗ 13
- Single Family Residence: 18 ↘ 12
- Sporting Goods Store: 0 ↗ 9



Sector 3 Weekly Briefing for 13 September 2021 to 19 September 2021

The data is not National Incident Based Reporting System (NIBRS) compliant. Do not compare the results with any report using that standard. The data is dynamic and is subject to change and/or revision. The number of distinct offenses listed on a report are counted. This does not represent reports or individuals. All data is compared to last year for the same number of days or date range. Small numbers may cause large percent increases and decreases.

Offense Breakdown	7 Days		28 Days		Year to Date		7 Days	28 Days	YTD
	14-Sep-2020	13-Sep-2021	24-Aug-2020	23-Aug-2021	01-Jan-2020	01-Jan-2021			
	20-Sep-2020	19-Sep-2021	20-Sep-2020	19-Sep-2021	19-Sep-2020	19-Sep-2021			
Persons	21	23	82	81	695	714	9.5%▲	1.2%▼	2.7%▲
Assault	17	22	73	76	629	654	29.4%▲	4.1%▲	4.0%▲
Homicide (doesn't include Negligent/Justifiable)	0	0	0	0	6	2	0.0%	0.0%	66.7%▼
Kidnapping/Abduction	3	0	4	1	16	11	100.0%▼	75.0%▼	31.3%▼
Sex Offenses, Forcible	1	1	5	4	44	47	0.0%	20.0%▼	6.8%▲
Property	97	143	387	496	3434	3900	47.4%▲	28.2%▲	13.6%▲
Arson	0	1	8	1	26	24	NC	87.5%▼	7.7%▼
Burglary/Breaking and Entering	11	12	40	45	384	369	9.1%▲	12.5%▲	3.9%▼
Counterfeiting/Forgery	1	1	2	5	37	26	0.0%	150.0%▲	29.7%▼
Destruction/Damage/Vandalism of Property	21	33	100	134	942	981	57.1%▲	34.0%▲	4.1%▲
Fraud	4	4	23	18	167	122	0.0%	21.7%▼	26.9%▼
Larceny/Theft	43	57	156	202	1380	1659	32.6%▲	29.5%▲	20.2%▲
Motor Vehicle Theft	12	25	48	68	353	577	108.3%▲	41.7%▲	63.5%▲
Robbery	2	9	3	18	75	98	350.0%▲	500.0%▲	30.7%▲
Stolen Property	3	1	6	4	55	36	66.7%▼	33.3%▼	34.5%▼
Society	4	1	26	6	200	101	75.0%▼	76.9%▼	49.5%▼
Drug/Narcotic	3	1	14	3	121	52	66.7%▼	78.6%▼	57.0%▼
Pornography/Obscene Material	0	0	1	0	20	8	0.0%	100.0%▼	60.0%▼
Prostitution	0	0	0	0	3	1	0.0%	0.0%	66.7%▼
Weapon Law Violations	1	0	11	3	56	38	100.0%▼	72.7%▼	32.1%▼
Sector Totals	122	167	495	583	4329	4715	36.9%▲	17.8%▲	8.9%▲

Last 7 Days

Notes:

- There were no Homicide offense(s) during the last 7 days.
- 36.4% (8/22) of the Assaults were coded Simple Assault.
- There were 13 DV-related offenses.
- 61.5% (8/13) of the DV-related offenses were Persons.
- 36.4% (8/22) of the Assaults were DV-related.
- DV-related Offenses: 15 ↘ 13
- There was 1 Gang-Related offense(s) during the last 7 days.
- Theft from Motor Vehicle: 25 ↗ 27

Top 5 Locations - Compared to last year

- 4502 S Steele St: 6 ↗ 16
- 1913 S 72nd St: 2 ↗ 5
- 2424 S 41st St: 2 ↗ 5
- 4720 S Pine St: 1 ↗ 4
- 6027 South Tacoma Way: 0 ↗ 3
- There were an additional 6 locations with 3.

Top 5 Offense Locations - Compared to last year

- Parking Lot: 41 ↗ 55
- Street/Right Of Way: 13 ↗ 21
- Clothing Store: 0 ↗ 11
- Apartment: 14 ↘ 8
- Single Family Residence: 10 ↘ 7
- Auto Related Business: 4 ↗ 7
- Department Store: 10 ↘ 7
- Drug Store: 1 ↗ 7



Sector 4 Weekly Briefing for 13 September 2021 to 19 September 2021

The data is not National Incident Based Reporting System (NIBRS) compliant. Do not compare the results with any report using that standard. The data is dynamic and is subject to change and/or revision. The number of distinct offenses listed on a report are counted. This does not represent reports or individuals. All data is compared to last year for the same number of days or date range. Small numbers may cause large percent increases and decreases.

Offense Breakdown	7 Days		28 Days		Year to Date		7 Days	28 Days	YTD
	14-Sep-2020	13-Sep-2021	24-Aug-2020	23-Aug-2021	01-Jan-2020	01-Jan-2021			
	20-Sep-2020	19-Sep-2021	20-Sep-2020	19-Sep-2021	19-Sep-2020	19-Sep-2021			
Persons	18	29	102	124	842	991	61.1%▲	21.6%▲	17.7%▲
Assault	13	27	91	116	762	917	107.7%▲	27.5%▲	20.3%▲
Homicide (doesn't include Negligent/Justifiable)	0	0	0	1	3	7	0.0%	NC	133.3%▲
Kidnapping/Abduction	2	0	3	1	12	14	100.0%▼	66.7%▼	16.7%▲
Sex Offenses, Forcible	3	2	8	6	65	53	33.3%▼	25.0%▼	18.5%▼
Property	107	108	401	446	3650	3675	0.9%▲	11.2%▲	0.7%▲
Arson	3	2	5	7	35	48	33.3%▼	40.0%▲	37.1%▲
Burglary/Breaking and Entering	12	13	35	40	338	371	8.3%▲	14.3%▲	9.8%▲
Counterfeiting/Forgery	0	0	0	1	20	12	0.0%	NC	40.0%▼
Destruction/Damage/Vandalism of Property	22	29	112	136	1045	1085	31.8%▲	21.4%▲	3.8%▲
Fraud	6	5	17	16	166	117	16.7%▼	5.9%▼	29.5%▼
Larceny/Theft	36	37	146	156	1369	1316	2.8%▲	6.8%▲	3.9%▼
Motor Vehicle Theft	19	19	58	68	481	516	0.0%	17.2%▲	7.3%▲
Robbery	8	3	16	14	93	100	62.5%▼	12.5%▼	7.5%▲
Stolen Property	1	0	12	7	92	99	100.0%▼	41.7%▼	7.6%▲
Society	3	0	14	11	190	109	100.0%▼	21.4%▼	42.6%▼
Drug/Narcotic	3	0	6	3	107	43	100.0%▼	50.0%▼	59.8%▼
Pornography/Obscene Material	0	0	1	0	5	5	0.0%	100.0%▼	0.0%
Prostitution	0	0	0	0	2	2	0.0%	0.0%	0.0%
Weapon Law Violations	0	0	7	8	76	59	0.0%	14.3%▲	22.4%▼
Sector Totals	128	137	517	581	4682	4775	7.0%▲	12.4%▲	2.0%▲

Last 7 Days

Notes:

- There were no Homicide offense(s) during the last 7 days.
- 55.6% (15/27) of the Assaults were coded Simple Assault.
- There were 19 DV-related offenses.
- 57.9% (11/19) of the DV-related offenses were Persons.
- 37.0% (10/27) of the Assaults were DV-related.
- DV-related Offenses: 16 ↗ 19
- There were 2 Gang-Related offense(s) during the last 7 days.
- Theft from Motor Vehicle: 18 ↘ 13

Top 5 Locations - Compared to last year

- 8820 S Hosmer St: 0 ↗ 4
- 9332 S Steele St: 0 ↗ 4
- 2108 S 90th St: 2 ↗ 3
- 8441 S Park Ave: 0 ↗ 2
- There were an additional 24 locations with 2.

Top 5 Offense Locations - Compared to last year

- Single Family Residence: 26 ↔ 26
- Street/Right Of Way: 24 ↗ 25
- Parking Lot: 23 ↘ 16
- Apartment: 2 ↗ 7
- Church: 1 ↗ 7
- Drug Store: 3 ↗ 7



Citywide Weekly Briefing for 20 September 2021 to 26 September 2021

The data is not National Incident Based Reporting System (NIBRS) compliant. Do not compare the results with any report using that standard. The data is dynamic and is subject to change and/or revision. The number of distinct offenses listed on a report are counted. This does not represent reports or individuals. All data is compared to last year for the same number of days or date range. Small numbers may cause large percent increases and decreases.

Offense Breakdown	7 Days		28 Days		Year to Date		7 Days	28 Days	YTD
	21-Sep-2020	20-Sep-2021	31-Aug-2020	30-Aug-2021	01-Jan-2020	01-Jan-2021			
	27-Sep-2020	26-Sep-2021	27-Sep-2020	26-Sep-2021	26-Sep-2020	26-Sep-2021			
Persons	99	118	355	388	2820	3202	19.2%▲	9.3%▲	13.5%▲
Assault	84	110	311	359	2532	2953	31.0%▲	15.4%▲	16.6%▲
Homicide (doesn't include Negligent/Justifiable)	2	3	3	4	22	22	50.0%▲	33.3%▲	0.0%
Kidnapping/Abduction	3	1	10	5	44	41	66.7%▼	50.0%▼	6.8%▼
Sex Offenses, Forcible	10	4	31	20	221	186	60.0%▼	35.5%▼	15.8%▼
Property	395	421	1544	1827	14826	15433	6.6%▲	18.3%▲	4.1%▲
Arson	0	2	14	14	105	191	NC	0.0%	81.9%▲
Burglary/Breaking and Entering	38	37	144	158	1418	1409	2.6%▼	9.7%▲	0.6%▼
Counterfeiting/Forgery	1	3	4	7	111	76	200.0%▲	75.0%▲	31.5%▼
Destruction/Damage/Vandalism of Property	99	114	402	515	4226	4402	15.2%▲	28.1%▲	4.2%▲
Fraud	14	15	65	51	645	455	7.1%▲	21.5%▼	29.5%▼
Larceny/Theft	164	168	635	758	6273	6177	2.4%▲	19.4%▲	1.5%▼
Motor Vehicle Theft	56	71	204	255	1466	2119	26.8%▲	25.0%▲	44.5%▲
Robbery	13	7	41	51	313	348	46.2%▼	24.4%▲	11.2%▲
Stolen Property	9	4	31	16	222	220	55.6%▼	48.4%▼	0.9%▼
Society	10	2	58	20	586	338	80.0%▼	65.5%▼	42.3%▼
Drug/Narcotic	7	0	31	5	359	137	100.0%▼	83.9%▼	61.8%▼
Pornography/Obscene Material	0	0	4	1	32	18	0.0%	75.0%▼	43.8%▼
Prostitution	0	0	0	0	5	4	0.0%	0.0%	20.0%▼
Weapon Law Violations	3	2	23	14	190	177	33.3%▼	39.1%▼	6.8%▼
Citywide Totals	504	541	1957	2235	18232	18973	7.3%▲	14.2%▲	4.1%▲

Last 7 Days

Notes:

- There were 3 Homicide offense(s) during the last 7 days.
- 51.8% (57/110) of the Assaults were coded Simple Assault.
- There were 60 DV-related offenses.
- 76.7% (46/60) of the DV-related offenses were Persons.
- 39.1% (43/110) of the Assaults were DV-related.
- DV-related Offenses: 52 ↗ 60
- There was 1 Gang-Related offense(s) during the last 7 days.
- Theft from Motor Vehicle: 57 ↗ 78

Top 5 Locations - Compared to last year

- 4502 S Steele St: 10 ↘ 8
- 5400 N Pearl St: 1 ↗ 5
- 7235 S Madison St: 0 ↗ 5
- 7227 South Tacoma Way: 0 ↗ 4
- There are additional 7 locations with 4.

Top 5 Offense Locations - Compared to last year

- Street/Right Of Way: 105 ↗ 112
- Parking Lot: 84 ↗ 85
- Single Family Residence: 74 ↘ 46
- Apartment: 48 ↘ 37
- Other Business: 14 ↗ 21



Sector 1 Weekly Briefing for 20 September 2021 to 26 September 2021

The data is not National Incident Based Reporting System (NIBRS) compliant. Do not compare the results with any report using that standard. The data is dynamic and is subject to change and/or revision. The number of distinct offenses listed on a report are counted. This does not represent reports or individuals. All data is compared to last year for the same number of days or date range. Small numbers may cause large percent increases and decreases.

Offense Breakdown	7 Days		28 Days		Year to Date		7 Days	28 Days	YTD
	21-Sep-2020	20-Sep-2021	31-Aug-2020	30-Aug-2021	01-Jan-2020	01-Jan-2021			
	27-Sep-2020	26-Sep-2021	27-Sep-2020	26-Sep-2021	26-Sep-2020	26-Sep-2021			
Persons	26	30	102	89	739	795	15.4%▲	12.7%▼	7.6%▲
Assault	20	28	89	83	671	739	40.0%▲	6.7%▼	10.1%▲
Homicide (doesn't include Negligent/Justifiable)	1	0	2	0	7	6	100.0%▼	100.0%▼	14.3%▼
Kidnapping/Abduction	2	0	3	1	11	6	100.0%▼	66.7%▼	45.5%▼
Sex Offenses, Forcible	3	2	8	5	49	44	33.3%▼	37.5%▼	10.2%▼
Property	87	93	321	376	3338	3387	6.9%▲	17.1%▲	1.5%▲
Arson	0	1	3	4	34	85	NC	33.3%▲	150.0%▲
Burglary/Breaking and Entering	13	8	33	33	313	299	38.5%▼	0.0%	4.5%▼
Counterfeiting/Forgery	0	1	1	2	20	21	NC	100.0%▲	5.0%▲
Destruction/Damage/Vandalism of Property	25	34	101	135	1034	1120	36.0%▲	33.7%▲	8.3%▲
Fraud	0	1	4	3	105	88	NC	25.0%▼	16.2%▼
Larceny/Theft	34	34	130	140	1449	1190	0.0%	7.7%▲	17.9%▼
Motor Vehicle Theft	10	11	36	43	274	431	10.0%▲	19.4%▲	57.3%▲
Robbery	4	1	9	12	64	85	75.0%▼	33.3%▲	32.8%▲
Stolen Property	1	2	4	4	36	54	100.0%▲	0.0%	50.0%▲
Society	1	0	11	2	111	76	100.0%▼	81.8%▼	31.5%▼
Drug/Narcotic	0	0	6	0	73	30	0.0%	100.0%▼	58.9%▼
Pornography/Obscene Material	0	0	1	0	4	1	0.0%	100.0%▼	75.0%▼
Prostitution	0	0	0	0	0	1	0.0%	0.0%	NC
Weapon Law Violations	1	0	4	2	34	44	100.0%▼	50.0%▼	29.4%▲
Sector Totals	114	123	434	467	4188	4258	7.9%▲	7.6%▲	1.7%▲

Last 7 Days

Notes:

- There were no Homicide offense(s) during the last 7 days.
- 39.3% (11/28) of the Assaults were coded Simple Assault.
- There were 11 DV-related offenses.
- 72.7% (8/11) of the DV-related offenses were Persons.
- 28.6% (8/28) of the Assaults were DV-related.
- DV-related Offenses: 10 ↗ 11
- There were no Gang-Related offense(s) during the last 7 days.
- Theft from Motor Vehicle: 12 ↗ 20

Top 5 Locations - Compared to last year

- 1212 Earnest S Brazill St: 0 ↗ 4
- 2505 Court G: 1 ↗ 3
- 1112 S M St: 0 ↗ 3
- 1538 Commerce St: 0 ↗ 3
- 2120 Commerce St: 0 ↗ 3
- 1717 S J St: 1 ↗ 3
- 1651 Center St: 0 ↗ 3

Top 5 Offense Locations - Compared to last year

- Street/Right Of Way: 24 ↗ 27
- Parking Lot: 16 ↗ 17
- Single Family Residence: 15 ↘ 10
- Other Business: 6 ↗ 10
- Apartment: 17 ↘ 8



Sector 2 Weekly Briefing for 20 September 2021 to 26 September 2021

The data is not National Incident Based Reporting System (NIBRS) compliant. Do not compare the results with any report using that standard. The data is dynamic and is subject to change and/or revision. The number of distinct offenses listed on a report are counted. This does not represent reports or individuals. All data is compared to last year for the same number of days or date range. Small numbers may cause large percent increases and decreases.

Offense Breakdown	7 Days		28 Days		Year to Date		7 Days	28 Days	YTD
	21-Sep-2020	20-Sep-2021	31-Aug-2020	30-Aug-2021	01-Jan-2020	01-Jan-2021			
	27-Sep-2020	26-Sep-2021	27-Sep-2020	26-Sep-2021	26-Sep-2020	26-Sep-2021			
Persons	11	32	46	88	486	646	190.9%▲	91.3%▲	32.9%▲
Assault	9	30	38	81	417	591	233.3%▲	113.2%▲	41.7%▲
Homicide (doesn't include Negligent/Justifiable)	0	0	0	0	5	4	0.0%	0.0%	20.0%▼
Kidnapping/Abduction	0	1	0	2	5	10	NC	NC	100.0%▲
Sex Offenses, Forcible	2	1	8	5	59	41	50.0%▼	37.5%▼	30.5%▼
Property	111	113	427	526	4216	4256	1.8%▲	23.2%▲	0.9%▲
Arson	0	0	0	3	9	33	0.0%	NC	266.7%▲
Burglary/Breaking and Entering	7	6	38	37	363	347	14.3%▼	2.6%▼	4.4%▼
Counterfeiting/Forgery	1	1	2	2	33	16	0.0%	0.0%	51.5%▼
Destruction/Damage/Vandalism of Property	26	28	96	135	1159	1164	7.7%▲	40.6%▲	0.4%▲
Fraud	4	2	17	11	198	116	50.0%▼	35.3%▼	41.4%▼
Larceny/Theft	58	54	209	264	2000	1932	6.9%▼	26.3%▲	3.4%▼
Motor Vehicle Theft	12	19	46	63	332	554	58.3%▲	37.0%▲	66.9%▲
Robbery	1	3	9	10	77	62	200.0%▲	11.1%▲	19.5%▼
Stolen Property	1	0	7	1	33	29	100.0%▼	85.7%▼	12.1%▼
Society	1	0	5	2	77	50	100.0%▼	60.0%▼	35.1%▼
Drug/Narcotic	1	0	2	0	53	12	100.0%▼	100.0%▼	77.4%▼
Pornography/Obscene Material	0	0	1	1	3	4	0.0%	0.0%	33.3%▲
Prostitution	0	0	0	0	0	0	0.0%	0.0%	0.0%
Weapon Law Violations	0	0	2	1	21	34	0.0%	50.0%▼	61.9%▲
Sector Totals	123	145	478	616	4779	4952	17.9%▲	28.9%▲	3.6%▲

Last 7 Days

Notes:

- There were no Homicide offense(s) during the last 7 days.
- 63.3% (19/30) of the Assaults were coded Simple Assault.
- There were 19 DV-related offenses.
- 84.2% (16/19) of the DV-related offenses were Persons.
- 46.7% (14/30) of the Assaults were DV-related.
- DV-related Offenses: 10 ↗ 19
- There were no Gang-Related offense(s) during the last 7 days.
- Theft from Motor Vehicle: 14 ↗ 19

Top 5 Locations - Compared to last year

- 5400 N Pearl St: 1 ↘ 5
- 5401 6th Ave: 0 ↗ 4
- 315 Martin Luther King Jr Way: 2 ↘ 4
- 7014 6th Ave: 0 ↗ 4
- 6901 S 19th St: 0 ↗ 3
- There were 5 additional locations with 3.

Top 5 Offense Locations - Compared to last year

- Street/Right Of Way: 25 ↗ 31
- Parking Lot: 19 ↘ 18
- Apartment: 13 ↔ 13
- Single Family Residence: 14 ↘ 10
- Department Store: 7 ↗ 8



Sector 3 Weekly Briefing for 20 September 2021 to 26 September 2021

The data is not National Incident Based Reporting System (NIBRS) compliant. Do not compare the results with any report using that standard. The data is dynamic and is subject to change and/or revision. The number of distinct offenses listed on a report are counted. This does not represent reports or individuals. All data is compared to last year for the same number of days or date range. Small numbers may cause large percent increases and decreases.

Offense Breakdown	7 Days		28 Days		Year to Date		7 Days	28 Days	YTD
	21-Sep-2020	20-Sep-2021	31-Aug-2020	30-Aug-2021	01-Jan-2020	01-Jan-2021			
	27-Sep-2020	26-Sep-2021	27-Sep-2020	26-Sep-2021	26-Sep-2020	26-Sep-2021			
Persons	26	29	91	84	722	743	11.5%▲	7.7%▼	2.9%▲
Assault	23	28	82	79	653	682	21.7%▲	3.7%▼	4.4%▲
Homicide (doesn't include Negligent/Justifiable)	0	1	0	1	6	3	NC	NC	50.0%▼
Kidnapping/Abduction	0	0	3	1	16	11	0.0%	66.7%▼	31.3%▼
Sex Offenses, Forcible	3	0	6	3	47	47	100.0%▼	50.0%▼	0.0%
Property	99	117	390	492	3525	4017	18.2%▲	26.2%▲	14.0%▲
Arson	0	1	7	2	26	25	NC	71.4%▼	3.8%▼
Burglary/Breaking and Entering	11	14	39	46	394	383	27.3%▲	17.9%▲	2.8%▼
Counterfeiting/Forgery	0	1	1	3	38	27	NC	200.0%▲	28.9%▼
Destruction/Damage/Vandalism of Property	21	24	96	122	961	1005	14.3%▲	27.1%▲	4.6%▲
Fraud	5	2	24	15	172	124	60.0%▼	37.5%▼	27.9%▼
Larceny/Theft	39	47	152	204	1420	1706	20.5%▲	34.2%▲	20.1%▲
Motor Vehicle Theft	16	25	56	80	363	602	56.3%▲	42.9%▲	65.8%▲
Robbery	6	2	8	16	79	100	66.7%▼	100.0%▲	26.6%▲
Stolen Property	1	1	6	3	57	37	0.0%	50.0%▼	35.1%▼
Society	2	1	23	6	204	102	50.0%▼	73.9%▼	50.0%▼
Drug/Narcotic	2	0	13	3	124	52	100.0%▼	76.9%▼	58.1%▼
Pornography/Obscene Material	0	0	1	0	20	8	0.0%	100.0%▼	60.0%▼
Prostitution	0	0	0	0	3	1	0.0%	0.0%	66.7%▼
Weapon Law Violations	0	1	9	3	57	39	NC	66.7%▼	31.6%▼
Sector Totals	127	147	504	582	4451	4862	15.7%▲	15.5%▲	9.2%▲

Last 7 Days

Notes:

- There was 1 Homicide offense during the last 7 days.
- 57.1% (16/28) of the Assaults were coded Simple Assault.
- There were 12 DV-related offenses.
- 75.0% (9/12) of the DV-related offenses were Persons.
- 32.1% (9/28) of the Assaults were DV-related.
- DV-related Offenses: 12 ↔ 12
- There was 1 Gang-Related offense(s) during the last 7 days.
- Theft from Motor Vehicle: 14 ↗ 23

Top 5 Locations - Compared to last year

- 4502 S Steele St: 10 ↘ 8
- 7235 S Madison St: 0 ↗ 5
- 5015 Tacoma Mall Blvd: 1 ↗ 4
- 3105 S 47th St: 1 ↗ 4
- 7227 South Tacoma Way: 0 ↗ 4
- 7601 South Tacoma Way: 0 ↗ 4

Top 5 Offense Locations - Compared to last year

- Parking Lot: 29 ↗ 38
- Street/Right Of Way: 15 ↗ 26
- Apartment: 9 ↗ 10
- Auto Related Business: 9 ↘ 8
- Sporting Goods Store: 2 ↗ 8



Sector 4 Weekly Briefing for 20 September 2021 to 26 September 2021

The data is not National Incident Based Reporting System (NIBRS) compliant. Do not compare the results with any report using that standard. The data is dynamic and is subject to change and/or revision. The number of distinct offenses listed on a report are counted. This does not represent reports or individuals. All data is compared to last year for the same number of days or date range. Small numbers may cause large percent increases and decreases.

Offense Breakdown	7 Days		28 Days		Year to Date		7 Days	28 Days	YTD
	21-Sep-2020	20-Sep-2021	31-Aug-2020	30-Aug-2021	01-Jan-2020	01-Jan-2021			
	27-Sep-2020	26-Sep-2021	27-Sep-2020	26-Sep-2021	26-Sep-2020	26-Sep-2021			
Persons	36	27	116	127	873	1018	25.0% ▼	9.5% ▲	16.6% ▲
Assault	32	24	102	116	791	941	25.0% ▼	13.7% ▲	19.0% ▲
Homicide (doesn't include Negligent/Justifiable)	1	2	1	3	4	9	100.0% ▲	200.0% ▲	125.0% ▲
Kidnapping/Abduction	1	0	4	1	12	14	100.0% ▼	75.0% ▼	16.7% ▲
Sex Offenses, Forcible	2	1	9	7	66	54	50.0% ▼	22.2% ▼	18.2% ▼
Property	98	98	406	433	3747	3773	0.0%	6.7% ▲	0.7% ▲
Arson	0	0	4	5	36	48	0.0%	25.0% ▲	33.3% ▲
Burglary/Breaking and Entering	7	9	34	42	348	380	28.6% ▲	23.5% ▲	9.2% ▲
Counterfeiting/Forgery	0	0	0	0	20	12	0.0%	0.0%	40.0% ▼
Destruction/Damage/Vandalism of Property	27	28	109	123	1072	1113	3.7% ▲	12.8% ▲	3.8% ▲
Fraud	5	10	20	22	170	127	100.0% ▲	10.0% ▲	25.3% ▼
Larceny/Theft	33	33	144	150	1404	1349	0.0%	4.2% ▲	3.9% ▼
Motor Vehicle Theft	18	16	66	69	497	532	11.1% ▼	4.5% ▲	7.0% ▲
Robbery	2	1	15	13	93	101	50.0% ▼	13.3% ▼	8.6% ▲
Stolen Property	6	1	14	8	96	100	83.3% ▼	42.9% ▼	4.2% ▲
Society	6	1	19	10	194	110	83.3% ▼	47.4% ▼	43.3% ▼
Drug/Narcotic	4	0	10	2	109	43	100.0% ▼	80.0% ▼	60.6% ▼
Pornography/Obscene Material	0	0	1	0	5	5	0.0%	100.0% ▼	0.0%
Prostitution	0	0	0	0	2	2	0.0%	0.0%	0.0%
Weapon Law Violations	2	1	8	8	78	60	50.0% ▼	0.0%	23.1% ▼
Sector Totals	140	126	541	570	4814	4901	10.0% ▼	5.4% ▲	1.8% ▲

Last 7 Days

Notes:

- There were 2 Homicide offense(s) during the last 7 days.
- 45.8% (11/24) of the Assaults were coded Simple Assault.
- There were 18 DV-related offenses.
- 72.2% (13/18) of the DV-related offenses were Persons.
- 50.0% (12/24) of the Assaults were DV-related.
- DV-related Offenses: 20 ≥ 18
- There were no Gang-Related offense(s) during the last 7 days.
- Theft from Motor Vehicle: 17 ≥ 16

Top 5 Locations - Compared to last year

- 5605 Pacific Ave: 0 ≥ 3
- 5445 S J St: 0 ≥ 3
- 819 E Morton St: 0 ≥ 2
- There were an additional 19 locations with 2.

Top 5 Offense Locations - Compared to last year

- Street/Right Of Way: 41 ≥ 28
- Single Family Residence: 34 ≥ 19
- Parking Lot: 20 ≥ 12
- Alley: 0 ≥ 8
- Driveway: 0 ≥ 8

Date	Meeting	Subject	Department	Background
October 5, 2021	Joint City Council/ Tacoma Public Utility Board Study Session (dial-in 12:00 pm)	Classification and Compensation Study- Final Report	Ronnie Charles, Managing Director & Practice Leader, Gallagher Benefit Services & Mike Verdoorn, Managing Principle, Gallagher Benefit Services	Gallagher Benefit Services staff will present the Classification and Compensation Study findings and recommendations.
		Tideflats Non-interim Regulations - Hearing Prep	Planning and Development Services	In preparation for a public hearing scheduled on October 5, 2021, staff will provide a status update on the Tideflats Subarea Planning process and upcoming schedule, and a summary of the Infrastructure, Planning, and Sustainability Committee's proposed amendments to the Planning Commission's recommendation for Tideflats and Industrial Land Use Amendments to replace the Tideflats Interim Regulations
		Systems Transformation	City Manager Elizabeth Pauli	
		Other Items of Interest - ARPA Funding Allocations	Mayor & City Council Office	Mayor Woodards will continue the discussion
		Manuel Ellis Investigation Update	Tacoma Police Department	
	Committee of the Whole (dial-in 3-4 pm)	Home in Tacoma Project Update	Planning and Development Services - Peter Huffman	Staff will provide an update to the City Council Committee of the Whole regarding the Infrastructure, Planning and Sustainability (IPS) Committee's work on the Home In Tacoma Project; discuss the potential City Council schedule for action on the proposals in November or December 2021.
	City Council Meeting (dial-in, 5:00 PM)			

Date	Meeting	Subject	Department	Background
October 12, 2021	City Council Study Session (dial-in 12:00 pm)	Federal Affairs Update and Draft Priorities	City Manager's Office Government Relations	
		Tideflats Non-interim Regulations Hearing De-brief & Potential Amendments	Planning and Development Services	Following the public hearing on October 5, 2021, staff will present and summary of public comment and testimony received relating to the Infrastructure, Planning, and Sustainability Committee proposed amendments to the Planning Commission's Recommendations, and seek direction from the City Council on any further amendments for consideration First Reading of Ordinance
		Community Safety and Policing Proposals	CMO Deputy City Manager, OMB-Katie Johnston, TPD Chief Ake	Staff will present on proposals related to Community Safety, including Police Staffing Studies, divertible calls analysis, and others. These proposals will reflect City Council discussions as well as staff work on implementation approaches. This discussion will help inform the Budget Modification process for 2021-2022.
		Manuel Ellis Investigation Update	Tacoma Police Department	
	City Council Meeting (dial-in, 5:00 PM)			
October 19, 2021	City Council Study Session (dial-in 12:00 pm)	*Heal the Heart Update		The core coordinating team will provide an update on Heal the Heart
		Systems Transformation	City Manager Elizabeth Pauli	
		Manuel Ellis Investigation Update	Tacoma Police Department	
	City Council Meeting (dial-in, 5:00 PM)			
October 26, 2021	City Council Study Session (dial-in 12:00 pm)			
		Manuel Ellis Investigation Update	Tacoma Police Department	
	City Council Meeting (dial-in, 5:00 PM)			
November 2, 2021	City Council Study Session (dial-in 12:00 pm)	Systems Transformation	City Manager Elizabeth Pauli	
		Manuel Ellis Investigation Update	Tacoma Police Department	
	City Council Meeting (dial-in, 5:00 PM)			

Economic Development Committee			
Committee Members: Thoms (chair), Blocker, McCarthy, Ushka, Alternate-Woodards Executive Liaison: Tadd Wille; Staff Support - Lynda Foster		2nd, 4th, and 5th Tuesdays 10:00 a.m. Virtual meeting	CBC Assignments: •Tacoma Arts Commission •Greater Tacoma Regional Convention Center Public Facilities District •City Events and Recognition Committee •Tacoma Creates Advisory Board
	Topic	Presenter	Description
October 12, 2021			
Future			
October 26, 2021	Tacoma Public Utilities Economic Development	Michael Catsi, Economic Development Manager, Tacoma Public Utilities	Overview of Tacoma Public Utilities economic development activities during COVID and 2021.
November 9, 2021	Outdoor Dining Program Update	Jennifer Kammerzell, Principal Engineer, Public Works Department	Public Works Staff will provide an overview of a draft Outdoor Dining Program and summary of community engagement

Infrastructure, Planning, and Sustainability Committee			
Committee Members: McCarthy (Chair), Walker (Vice Chair), Beale, & Hunter; Alternate-Ushka Executive Liaison: Mike Slevin; Coordinator: Claire Goodwin		2nd and 4th Wednesdays 4:30pm Virtual Meeting	CBC Assignments: •Sustainable Tacoma Commission •Planning Commission •Landmarks Preservation Commission •Board of Building Appeals •Transportation Commission
	Topic	Presenters	Description
October 13, 2021	Bus Rapid Transit 60% Design and Other Updates	Ryan Wheaton, Executive Director of Planning and Community Development, Pierce Transit; Tina Lee, Planning Manager, Pierce Transit	Pierce Transit will present an update on bus rapid transit design, project funding, roundabouts, property impacts, traffic impacts, new assets to the corridor, community outreach, State Environmental Policy Act (SEPA), and a BRT system expansion study.
	Home in Tacoma	Peter Huffman, Director, Planning and Development Services; Brian Boudet, Division Manager, Planning and Development Services	The Committee will be reviewing the Planning Commission recommendations regarding the Home in Tacoma project to change the City's housing growth strategy and increase density in residential areas.
October 27, 2021	Brewery Blocks Place Naming Request	Melanie Harding, Chief Policy Analyst to the Mayor, CMO	A "Brewery Blocks" place name request has been referred to the Committee to oversee the naming request process and make a recommendation on the request to the City Council.
	Electric Vehicle Action Plan Updates	Cam LeHouillier, Power Section Manager, Tacoma Public Utilities	Follow-up informational briefing from the Electric Vehicles Action Plan presentation made to IPS in November 2019.
	Home in Tacoma	Peter Huffman, Director, Planning and Development Services; Brian Boudet, Division Manager, Planning and Development Services	The Committee will be reviewing the Planning Commission recommendations regarding the Home in Tacoma project to change the City's housing growth strategy and increase density in residential areas.
November 10, 2021	Planning Commission Interviews	Doris Sorum, City Clerk	
	Urban Forest Code Updates		The Office of Environmental Policy and Sustainability will present code updates related to food trees in the right of way, tree protection, and use of undeveloped/unused right of way.

Government Performance and Finance Committee			
Committee Members: Hines (Chair), Hunter (Vice Chair), Thoms, and Walker Alternate - Blocker		1st and 3rd Tuesday	CBC Assignments: •Public Utility Board •Board of Ethics •Audit Advisory Board •Civil Service Board
Executive Liaison: Andy Cherullo; Staff Support - Ted Richardson		10 a.m.	
		Room 248	
	Topic	Presenter	Description
October 5, 2021	In-Person Study Sessions	Council Member Hines, Chair, GPFC	9:30am start
	Multifamily Tax Exemption Policy Review	John Hines, Chair, GPFC; Debbie Bingham, Project Manager, CED; Discussion with Tacoma Housing Developers	Review of the current Multi-Family Tax Exemption and discussion of potential amendments to Tacoma Municipal Code (TMC)
	Monthly Budget Report	Hayley Falk, Management Analyst, Office of Management and Budget	Review of expenditures and revenues
October 19, 2021	Multifamily Tax Exemption Policy Review	John Hines, Chair, GPFC; Debbie Bingham, Project Manager, CED; Debra Casparian, Deputy City Attorney, Legal	Review of the current Multi-Family Tax Exemption and discussion of potential amendments to Tacoma Municipal Code (TMC)
November 2, 2021	Monthly Budget Report	Hayley Falk, Management Analyst, Office of Management and Budget	Review of expenditures and revenues
	HOLD for MFTEs		

Community Vitality and Safety			
Committee Members: Ushka (Chair), Beale, Hines, Blocker, Alternate-Hunter Executive Liaison: Linda Stewart; Staff Support - Ted Richardson		2nd and 4th Thursdays 4:30 p.m. Room 248	CBC Assignments: Community's Police Advisory Committee • Human Services Commission • Human Rights Commission • Housing Authority • Commission on Disabilities • Library Board • Tacoma Community Redevelopment Authority • Commission on Immigrant and Refugee Affairs
	Topic	Presenter	Description
October 14, 2021	Youth Violence Prevention Assessment Update	Vicky McLaurin, Program Manager, Neighborhood and Community Services	
	Transformation Update		
October 28, 2021	Feasibility Study for the Restoration of Library Services to the Eastside and Hilltop Neighborhoods	Kate Larsen, Library Director	
	CDBG/ESG funding recommendations	Jason McKenzie	NCS staff will present funding recommendations for CDBG and ESG funding for the period of January 1, 2022 through June 30, 2022.
November 4, 2021 Special Meeting	Interviews for the Community's Police Advisory Committee	Doris Sorum, City Clerk	
	Transformation Update		