



WEEKLY REPORT TO THE CITY COUNCIL

October 7, 2021

Members of the City Council
City of Tacoma, Washington

Dear Mayor and Council Members:

ITEMS OF INTEREST

1. The City Manager's Office provides the attached **Neighborhood Liaison Report** for the month of September 2021.
2. Planning and Development Services Director Peter Huffman provides the attached memo regarding the proposed **annexation of the Manitou Potential Annexation Areas**, in preparation for the City Council's consideration of a resolution on October 12, 2021, to approve the Interlocal Agreement and the Memorandum of Understanding with Pierce County concerning said annexation. More information about the annexation can be viewed at www.cityoftacoma.org/Manitou.
3. Please see the attached City of Tacoma **Weekly Meeting Schedule**.
4. Interim Police Chief Ake provides the attached **Weekly Crime Report**.
5. Tacoma's Climate Action Plan can bring healthy, affordable housing; clean, reliable transportation; protections for public health; and green, good-paying jobs. It is designed to direct City funding, investments, and work over the next 9 years to improve our communities and environment. We want to hear your vision for a better, climate-safe Tacoma and need your voice to help the City make the best investments for our community!
Comments are accepted through Wednesday, October 20. Learn more about our 2020-2021 planning process: cityoftacoma.org/ClimateActionPlan.

- **Review the draft Plan:**
 - Draft Plan (English): bit.ly/TacomaCAP
 - Plan appendices (English): bit.ly/TacomaCAP-Appendices
 - Resumen en Español / Spanish summary: bit.ly/TacomaCAP-ResumenEspanol
- **Give your comments now:**
 - English: bit.ly/TacomaCAPForm
 - Español / Spanish: bit.ly/FormularioTacomaCAP
- **Join a virtual public meeting – register now:**
 - Saturday, 10/9, 1-2pm: TacomaClimatePublicMeetingOct9
 - Tuesday, 10/12, 5-6pm: TacomaClimatePublicMeetingOct12

6. City-funded Temporary and Emergency Shelter Performance: The City posts weekly information about its Temporary and Emergency Shelter locations including current census, number of available beds and exits to housing. **This information can be found at <https://cms.cityoftacoma.org/NCS/City%20Authorized%20Emergency%20Shelter%20Sites/Weeklydataupdate.pdf>** and is updated weekly.
7. Senior Meal Delivery: Access to healthy meals is important to our senior population and the City has adjusted contracted services during the COVID-19 pandemic to ensure seniors can still access food while senior centers are not operating. The City's contracted partner ensured pickup and delivery of **228 meals for the week of September 27, 2021 - October 1, 2021.**
8. Rental Assistance: **The rental assistance portal is open! Residents may find more information at <https://www.piercecountywa.gov/7142/Rental-Assistance>.** The program provides up to 12 months of assistance dating back to March 2020 and serves households up to 80% of Pierce County Area Median Income. Applicants may also qualify for utility assistance through the program. The City remains committed to reducing racial disparities in our service delivery and for this reason has a goal of providing at least 45% of the assistance to households headed by persons of color. In 2020, 638 households received assistance from the Tacoma Rental Assistance Program. Of those 638, 78% were households with the head of household identifying as a person of color. In 2021, 62% of households served to date are headed by persons of color.

In 2021, the City has provided 485 households with \$3,447,429 in rental assistance (this is an increase of 21 households and \$81,449 in assistance over last report) and 1,081 households with \$1,314,992 with utility assistance (this is an increase of 60 households and \$80,492 in assistance over last report). **The City's Rental Assistance Fund at the Greater Tacoma Community Foundation has received 28 gifts totaling \$30,820.**

STUDY SESSION/WORK SESSION

9. **The Council Study Session of Tuesday, October 12, 2021, will be conducted virtually.** The meeting can be heard by dialing (253) 215 – 8782 or through Zoom at www.zoom.us/j/89496171192 and entering the meeting ID 894 9617 1192; and passcode 896569 when prompted. This meeting will be broadcast on TV Tacoma and live streamed on Facebook.

Discussion items will include: (1) **Federal Affairs Update and Draft Priorities**; (2) **Tideflats Non-Interim Regulations Hearing De-brief and Potential Amendments**; (3) **Community Safety and Policing Proposals**; (4) **Other Items of Interest - Manuel Ellis Investigation Update**; (5) **Committee Reports**; (6) **Agenda Review and City Manager's Weekly Report.**

On our first agenda item, Rosa McLeod, Government Relations Analyst, and Jen Covino, the City's federal contract lobbyist, will provide an **update on major federal policy and fiscal matters and present recommendations on federal priorities for 2022.**

On our second agenda item, **Planning and Development Services staff will be facilitating the City Council's review of the public testimony and discussion of potential amendments to the IPS Committee recommendations.** The IPS Committee recommendations as well as public comments on the proposal are available for review at www.cityoftacoma.org/tideflatsinterim.

On our third agenda item, staff will present on budget **proposals related to Community Safety, focusing on the Police Department.**

Under Other Items of Interest, the following item will be discussed:

- **Manuel Ellis investigation Update.**

10. The updated **Tentative City Council Forecast and Consolidated Standing Committee Calendars** are attached for your information.

MARK YOUR CALENDARS

11. There are no new events currently.

Sincerely,

A handwritten signature in cursive script, appearing to read "Elizabeth Pauli".

Elizabeth Pauli
City Manager



TO: Elizabeth Pauli, City Manager
FROM: Ted Richardson, Management Fellow
COPY: City Council; City Clerk; Linda Stewart, Director, Neighborhood and Community Services
DATE: September 30, 2021
SUBJECT: September 2021 Neighborhood Council Liaison Report

SUMMARY:

The purpose of this memo is to provide a summary of topics and concerns discussed at the eight neighborhood councils and the Community Council of Tacoma during the month of September 2021. These items have been identified by the City Manager's Office liaison to each council as important or useful to bring to the City Council and City Manager's attention.

Themes included several presentations by Washington House Speaker Laurie Jenkins and presentations by ES about the Watershed Management Plan.

Questions regarding the Neighborhood Councils can be directed to the Program Coordinator at NeighborhoodCouncils@cityoftacoma.org.

TOPICS and CONCERNS:

Central Tacoma Neighborhood Council: ES staff presented on the City's watershed survey and ways that residents can get involved with storm water projects like storm drain stencil art, adopt a drain program, and make a splash grants. Staff from A Way Home Washington presented on their centralized diversion fund that provides youth and young adults experiencing homelessness housing assistance.

Community Council of Tacoma: Neighborhood and Community Services and Office of Equity and Human Rights staff presented the draft of the City's Homeless Strategy and invited CCOT members to provide feedback and input.

East Tacoma Neighborhood Council: Washington House Speaker Laurie Jenkins presented a recap of the 2021 legislative session and ES presented on the Watershed Management Plan. Residents expressed concerns about access to dog waste stations.

New Tacoma Neighborhood Council: The NC heard liaison updates and spoke with CM Thoms. Questions centered on homelessness, the No-Camping Ordinance, and the HIRE Program.

Northeast Tacoma Neighborhood Council: Representatives Jenkins and Fey presented a legislative update. Questions included concerns about WSDOT traffic and trash along highways. The NC also shared an update from ES on the City's response to trash.


North End Neighborhood Council: ES presented on future storm water projects and Speaker Jenkins provided a legislative update. Questions were about incentives for affordable housing and the City's Home in Tacoma.


South End Neighborhood Council: The NC heard presentations on homelessness and the possible 82nd and Pacific TEMS site, the Port's Clean Air Strategy, GRIT City Trees, and TFD's auto pulse device. Residents are concerned that Tidy-Up Tacoma does not extend to areas of Pacific Avenue south of 56th street.



South Tacoma Neighborhood Council: There was a fire that evening near 74th and South Tacoma Way. Community members raised numerous questions about it. There was also a presentation from Habitat for Humanity about new development.

West End Neighborhood Council: The NC heard a report from PDS on the Narrows mixed-use center and from ES on the Watershed Management Plan. Residents expressed concerns about the Baltimore street paving project.



TO: Elizabeth Pauli, City Manager
FROM: Peter Huffman, Director, Planning and Development Services 
Lihuang Wung, Senior Planner, Planning and Development Services
SUBJECT: Manitou Annexation – Interlocal Agreement and Memorandum of Understanding
DATE: October 6, 2021

The City Council is scheduled to consider a resolution on October 12, 2021, to approve the Interlocal Agreement (ILA) and Memorandum of Understanding (MOU) with Pierce County concerning the proposed annexation of the Manitou Potential Annexation Area. The ILA governs the proceeding of the annexation and the MOU sets forth the transition of governmental services. The County Council approved the ILA and MOU on September 28, 2021.

The 37-acre Manitou area, located near Lakewood Drive West and 66th Street West, is one of the City's Urban Growth Areas (UGAs) and Potential Annexation Areas (PAAs), as designated in both the City's and the County's comprehensive plans. As such, its annexation to the City is required and expected by the State Growth Management Act to ensure the urban growth in the area is properly and effectively supported by urban governmental services. The annexation is carried out following the ILA method and process pursuant to RCW 35.13.470.

County and City staff initiated the Manitou Annexation project in 2018, and have learned through community and stakeholder outreach over the years that there is general support for the proposed annexation and some concerns over the anticipated increase in business related taxes and fees. While there will be financial impacts to the City for annexing the area, the City's departments and utility services are confident that we have the capacity and capability to provide the required services for the area in an effective and efficient manner.

Next Steps and General Timeline (subsequent to the City Council's action on October 12th):

1. County and City Execution of ILA and MOU (Fall 2021)
2. County, City and Service Providers Negotiations of Transitions and Terms of Services (Fall 2021 – Winter 2022)
3. City Council Adoption of Annexation Ordinance Setting Effective Date for Annexation (Winter 2021 – Spring 2022)
4. Annexation Effective (Spring 2022)

Note that the effective date for the annexation has recently been extended from January 2022 to spring of 2022, in anticipation of more time needed for the negotiations of transition of certain services (Step #2).

The attached Manitou Annexation Fact Sheet provides a snapshot of the profile of the Manitou area and the governmental services being affected by the annexation. The draft ILA and MOU for the City Council's consideration on October 12th, along with additional information about the project, are available at www.cityoftacoma.org/Manitou.

For more information, please contact Lihuang Wung, Senior Planner, Planning and Development Services, at (253) 591-5682 or lwung@cityoftacoma.org.

Attachment:

- Manitou Annexation Fact Sheet

Manitou Annexation Fact Sheet

(Updated July 2, 2021)

Background

Annexation is the process of transferring land from one jurisdiction to another. We propose the Manitou Potential Annexation Area near the Meadow Park Golf Course between 64th Street W and 70th Street W – not presently part of any city or town – be annexed into the City of Tacoma. Annexation would give residents and businesses in Manitou a greater voice as part of the Tacoma community, and expand access to municipal services.

What Could Change upon Annexation?

Local Government Administration



The City of Tacoma would provide several services that are currently offered by the County, such as pet licensing, solid waste management, business licensing, and parking regulation.

Elected Representative



Tacoma City Council Position 5 would represent the neighborhood; Councilmember Chris Beale currently serves in this position. County Councilmember Ryan Mello (District 4) would continue to represent residents at the County level.

Customer Support Center



Citizens can utilize the TacomaFIRST 311 system to ask questions, register complaints, or request for services. To access the system, dial 311 within city limits or (253) 591-5000 from anywhere else, or search online for "Tacoma First 311."

Police



Police services would be provided by the Tacoma Police Department, where they are contracted with the University Place Police Department today.

Fire



Fire protection services that are currently provided by West Pierce Fire & Rescue would be provided by the Tacoma Fire Department.

Roads



The City of Tacoma Public Works Department would take over responsibility from Pierce County Planning and Public Works for maintaining and improving public roads in the neighborhood. During the transition, the County will work with the City to replace the sign poles in the area and install street name signs. Upon annexation, the City will assess the need for improvements to street lights, parking restrictions, traffic safety measures, speed limits, and other elements.

Water



Residential and commercial water rates would decrease by approximately 20% due to Tacoma Public Utilities' existing surcharge on unincorporated communities.

Solid Waste

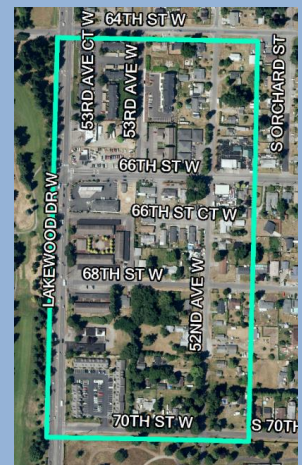


LeMay Pierce County Refuse currently provides solid waste and recycling services to residential and business customers in this area and, upon the area's annexation, is likely to continue providing such services for (probably) at least 7 years as permitted by state law (RCW 35.13.280). At appropriate juncture, the Tacoma Environmental Services Department's Solid Waste Management will begin the negotiation process with LeMay Pierce County Refuse, in accordance with RCW 35.13.280, to develop and execute a transition plan for taking over the services.

Area Profile

425 People
33 Median Age
\$42,000 Average
Household Income
31% Households on
Food Stamps/SNAP
97 Properties
197 Houses
26 Businesses
37 Acres

Single-family homes
Multi-family apartments
Mobile homes
Businesses
Professional Offices





Addresses

Becoming part of Tacoma would result in changes to neighborhood street names to conform with those in the rest of the City. For example, 66th Street W. would become S. 66th Street. Tacoma would work with the US Postal Service to update addresses, and would notify residents and businesses when the change is approved.



Land Use and Zoning

Pierce County currently regulates land and building in the neighborhood under the “Mixed-Use District” designation, which allows a broad variety of mid-density residential, commercial, and industrial land uses including multi-family housing, nursing homes, mobile home parks, day-care centers, sewage collection facilities, offices, agricultural supply, malls, restaurants and bars, auto sales, and contractor yards. Up to 60-foot-tall buildings could be permitted with these uses. The City of Tacoma has adopted the Land Use Designations and Zoning Districts for the area that would become effective upon annexation. By the City’s plan, current commercial parcels would be rezoned to C-1 (general neighborhood commercial), multi-family parcels and the mobile home park rezoned to R4-L (low density multi-family dwelling), and single-family parcels rezoned to R-3 (two-family dwelling), all with the overlay of STGPD (South Tacoma Groundwater Protection District).



Property Taxes

In 2018, property owners in the unincorporated Manitou neighborhood paid .0162% of their property’s assessed value in property taxes; in contrast, residents in the Manitou community within the City of Tacoma paid .0158% of assessed value in property taxes. For example, a typical single-family home worth \$253,571, a homeowner would have owed \$3997 in property taxes as a resident of the City of Tacoma, as compared with paying \$4113 in the unincorporated County.



Business Licenses and Taxes

Tacoma requires that businesses obtain a Business License from the City, while Pierce County does for only a few types of businesses. Tacoma business license fees are assessed yearly and are based on business income and business type, varying from \$25 to \$250. Pierce County does not assess Business and Occupation taxes, whereas Tacoma does. Rates for businesses within the City of Tacoma are based on gross receipts, and vary from .05% to .4%. However, B&O taxes would not be assessed on existing businesses for the first three years after annexation. More information may be found at <http://www.cityoftacoma.org/businesslicense>.



Surface Water Management Fee

Local jurisdictions manage surface water runoff to reduce flooding and prevent water pollution, billing property owners for this service. Fees for this service would likely increase with annexation into the City of Tacoma. As an example, a typical single-family residence would see rates increase from \$127 per year to \$279 per year; a larger commercial development would see charges increase from \$2,281 per year to \$4,740 per year.



Libraries

Pierce County libraries are available to residents of the Manitou community. With annexation, residents would be free to utilize the Tacoma Public Library system as well.



Neighborhood Council Program

The City of Tacoma’s Neighborhood Council Program establishes an environment in which residents are afforded an opportunity to participate in City government decisions in an advisory role. The Manitou area is within the boundaries of the South Tacoma Neighborhood Council.

What Would Remain the Same?



Schools

Tacoma Public Schools would continue to serve families in the area.



Electric, Natural Gas, Water, Wastewater Providers

Tacoma Public Utilities provides electric service and Puget Sound Energy provides natural gas service. For customers not utilizing wells or septic, Tacoma Public Utilities also provides municipal water and wastewater service. Rates would not change for electric, natural gas, commercial water, or wastewater.

For More Information...

- Pierce County’s website for “Annexation” – www.piercecountywa.gov/Annexation
- City of Tacoma’s website for “Manitou Annexation” – www.cityoftacoma.org/Manitou



MEETINGS FOR THE WEEK OF OCTOBER 11, 2021 THROUGH OCTOBER 16, 2021

TIME	MEETING	LOCATION
MONDAY, OCTOBER 11, 2021		
4:00 PM	Joint Commission Equity Training - SPECIAL MEETING	Join Zoom Meeting at: https://zoom.us/j/82528223966 Telephonic: Dial 253-215-8782 Meeting ID: 825 2822 3966 Passcode: 135304
5:00 PM	Local Improvement District Meeting *	Please visit https://cityoftacoma.org/hearingexaminer
5:00 PM	Tacoma Arts Commission	Please contact Naomi Strom-Avila at NStrom-Avila@cityoftacoma.org
6:00 PM	Community's Police Advisory Committee	Join Zoom Meeting at: https://zoom.us/j/85076233615 Telephonic: Dial 253-215-8782 Meeting ID: 850 7623 3615 Passcode: 889454
6:00 PM	Metro Parks Tacoma Board of Commissioners	Please visit https://metroparkstacoma.org
TUESDAY, OCTOBER 12, 2021		
9:00 AM	Hearing Examiner's Hearing *	Please visit https://cityoftacoma.org/hearingexaminer
10:00 AM	Economic Development Committee	Join Zoom Meeting at: https://zoom.us/j/88227539908 Telephonic: Dial 253-215-8782 Meeting ID: 882 2753 9908 Passcode: 614650
11:00 AM	Bid Opening**	Please visit http://www.tacomapurchasing.org
NOON	City Council Study Session	Join Zoom Meeting at: https://zoom.us/j/89496171192 Telephonic: Dial 253-215-8782 Meeting ID: 894 9617 1192 Passcode: 896569
5:00 PM	City Council Meeting	Join Zoom Meeting at: https://zoom.us/j/84834233126 Telephonic: Dial 253-215-8782 Meeting ID: 848 3423 3126 Passcode: 349099
WEDNESDAY, OCTOBER 13, 2021		
3:00 PM	Public Utility Board – SPECIAL MEETING	Join Zoom Meeting at: https://zoom.us/j/84286464614 Telephonic: Dial 253-215-8782 Meeting ID: 842 8646 4614
3:00 PM	Public Utility Board Study Session - CANCELLED	
4:30 PM	Infrastructure, Planning, and Sustainability Committee	Join Zoom Meeting at: https://zoom.us/j/87829056704 Telephonic: Dial 253-215-8782 Meeting ID: 878 2905 6704 Passcode: 614650
5:00 PM	Metro Parks Tacoma Board of Commissioners – Capital Improvement Committee	Please visit https://metroparkstacoma.org
5:30 PM	Landmarks Preservation Commission	Please contact Reuben McKnight at Reuben.McKnight@cityoftacoma.org
6:00 PM	Human Services Commission	Join Zoom Meeting at: https://zoom.us/j/97234116608 Telephonic: Dial 253-215-8782 Meeting ID: 972 3411 6608
6:30 PM	Board of Ethics - CANCELLED	
6:30 PM	Public Utility Board Meeting – CANCELLED	
THURSDAY, OCTOBER 14, 2021		
7:30 AM	Tacoma Community Redevelopment Authority Board	Join Zoom Meeting at: https://zoom.us/j/87148976638 Telephonic: Dial 253-215-8782 Meeting ID: 871 4897 6638 Passcode: 099958
9:00 AM	Hearing Examiner's Hearing *	Please visit https://cityoftacoma.org/hearingexaminer
10:30 AM	Tacoma Permit Advisory Task Force	Join Zoom Meeting at: https://zoom.us/j/89888724358 Telephonic: Dial 253-215-8782 Meeting ID: 898 8872 4358 Passcode: 193952
1:00 PM	Tacoma Employees' Retirement System Board Meeting	Join Zoom Meeting at: https://zoom.us/j/86856375482 Telephonic: Dial 253-215-8782 Meeting ID: 868 5637 5482 Passcode: 977107
4:30 PM	Community Vitality and Safety Committee	Join Zoom Meeting at: https://zoom.us/j/85961604917 Telephonic: Dial 253-215-8782 Meeting ID: 859 6160 4917 Passcode: 614650
5:00 PM	Land Use Public Meeting ***	Please contact Jana Magoon at JMagoon@cityoftacoma.org
FRIDAY, OCTOBER 15, 2021		
8:00 AM	Joint Municipal Action Committee SPECIAL MEETING	Join Zoom Meeting at: https://zoom.us/j/81740613854 Telephonic: Dial 253-215-8782 Meeting ID: 817 4061 3854 Passcode: 785657
SATURDAY, OCTOBER 16, 2021		
3:00 PM	Mayor's Youth Commission General Assembly	Please contact Bucoda Warren at Bucoda.Warren@cityoftacoma.org



Meeting sites are accessible to people with disabilities. People with disabilities requiring special accommodations should contact the appropriate department(s) 48 hours prior to the meeting time.

* Hearing Examiner's Hearings and Local Improvement District Meetings meet on an as-needed basis. Please contact the Hearing Examiner's Office at (253) 591-5195 to confirm whether a meeting will be held this week. Hearings may be held at various times throughout the day.

** Bid Opening will be held on an as-needed basis. Please contact the Finance Procurement and Payables Office at 253-502-8468 or www.tacomapurchasing.org to confirm whether Bid Opening will be held.

*** Land Use Public Meetings meet on an as-needed basis. Please contact Planning Manager, Jana Magoon at (253) 594-7823 to confirm whether a meeting will be held this week.



Citywide Weekly Briefing for 27 September 2021 to 03 October 2021

The data is not National Incident Based Reporting System (NIBRS) compliant. Do not compare the results with any report using that standard. The data is dynamic and is subject to change and/or revision. The number of distinct offenses listed on a report are counted. This does not represent reports or individuals. All data is compared to last year for the same number of days or date range. Small numbers may cause large percent increases and decreases.

Offense Breakdown	7 Days		28 Days		Year to Date		7 Days	28 Days	YTD
	28-Sep-2020	27-Sep-2021	07-Sep-2020	06-Sep-2021	01-Jan-2020	01-Jan-2021			
	04-Oct-2020	03-Oct-2021	04-Oct-2020	03-Oct-2021	03-Oct-2020	03-Oct-2021			
Persons	83	75	346	385	2897	3285	9.6% ▼	11.3% ▲	13.4% ▲
Assault	74	71	301	358	2598	3028	4.1% ▼	18.9% ▲	16.6% ▲
Homicide (doesn't include Negligent/Justifiable)	1	0	4	4	23	22	100.0% ▼	0.0%	4.3% ▼
Kidnapping/Abduction	1	1	10	4	46	42	0.0%	60.0% ▼	8.7% ▼
Sex Offenses, Forcible	7	3	31	19	229	193	57.1% ▼	38.7% ▼	15.7% ▼
Property	365	500	1501	1974	15198	16037	37.0% ▲	31.5% ▲	5.5% ▲
Arson	1	4	13	15	106	195	300.0% ▲	15.4% ▲	84.0% ▲
Burglary/Breaking and Entering	43	51	154	183	1462	1470	18.6% ▲	18.8% ▲	0.5% ▲
Counterfeiting/Forgery	2	6	5	13	112	82	200.0% ▲	160.0% ▲	26.8% ▼
Destruction/Damage/Vandalism of Property	111	139	397	548	4332	4569	25.2% ▲	38.0% ▲	5.5% ▲
Fraud	13	15	58	60	660	475	15.4% ▲	3.4% ▲	28.0% ▼
Larceny/Theft	144	188	609	797	6418	6418	30.6% ▲	30.9% ▲	0.0%
Motor Vehicle Theft	38	75	193	289	1507	2202	97.4% ▲	49.7% ▲	46.1% ▲
Robbery	6	13	39	51	324	361	116.7% ▲	30.8% ▲	11.4% ▲
Stolen Property	5	6	28	15	228	226	20.0% ▲	46.4% ▼	0.9% ▼
Society	19	4	57	20	604	343	78.9% ▼	64.9% ▼	43.2% ▼
Drug/Narcotic	13	2	37	5	372	140	84.6% ▼	86.5% ▼	62.4% ▼
Pornography/Obscene Material	0	0	2	1	32	18	0.0%	50.0% ▼	43.8% ▼
Prostitution	0	0	0	0	5	4	0.0%	0.0%	20.0% ▼
Weapon Law Violations	6	2	18	14	195	179	66.7% ▼	22.2% ▼	8.2% ▼
Citywide Totals	467	579	1904	2379	18699	19665	24.0% ▲	24.9% ▲	5.2% ▲

Last 7 Days

Notes:

- There were no Homicide offense(s) during the last 7 days.
- 63.4% (45/71) of the Assaults were coded Simple Assault.
- There were 52 DV-related offenses.
- 69.2% (36/52) of the DV-related offenses were Persons.
- 47.9% (34/71) of the Assaults were DV-related.
- DV-related Offenses: 50 ↗ 52
- There were no Gang-Related offense(s) during the last 7 days.
- Theft from Motor Vehicle: 53 ↗ 99

Top 5 Locations - Compared to last year

- 4502 S Steele St: 9 ↗ 16
- 1538 Commerce St: 0 ↗ 7
- 1801 S 84th St: 0 ↗ 7
- 7050 Tacoma Mall Blvd: 1 ↗ 6
- 4505 S 19th St: 0 ↗ 5
- 1717 S J St: 3 ↗ 5

Top 5 Offense Locations - Compared to last year

- Parking Lot: 68 ↗ 135
- Street/Right Of Way: 67 ↗ 68
- Single Family Residence: 67 ↘ 62
- Apartment: 41 ↘ 36
- Sporting Goods Store: 27 ↗ 34



Sector 1 Weekly Briefing for 27 September 2021 to 03 October 2021

The data is not National Incident Based Reporting System (NIBRS) compliant. Do not compare the results with any report using that standard. The data is dynamic and is subject to change and/or revision. The number of distinct offenses listed on a report are counted. This does not represent reports or individuals. All data is compared to last year for the same number of days or date range. Small numbers may cause large percent increases and decreases.

Offense Breakdown	7 Days		28 Days		Year to Date		7 Days	28 Days	YTD
	28-Sep-2020	27-Sep-2021	07-Sep-2020	06-Sep-2021	01-Jan-2020	01-Jan-2021			
	04-Oct-2020	03-Oct-2021	04-Oct-2020	03-Oct-2021	03-Oct-2020	03-Oct-2021			
Persons	17	10	88	89	754	809	41.2% ▼	1.1% ▲	7.3% ▲
Assault	14	10	75	82	683	751	28.6% ▼	9.3% ▲	10.0% ▲
Homicide (doesn't include Negligent/Justifiable)	0	0	2	0	7	6	0.0%	100.0% ▼	14.3% ▼
Kidnapping/Abduction	0	0	2	1	11	6	0.0%	50.0% ▼	45.5% ▼
Sex Offenses, Forcible	3	0	9	6	52	46	100.0% ▼	33.3% ▼	11.5% ▼
Property	78	114	307	446	3414	3536	46.2% ▲	45.3% ▲	3.6% ▲
Arson	1	2	4	5	35	87	100.0% ▲	25.0% ▲	148.6% ▲
Burglary/Breaking and Entering	13	13	37	45	325	316	0.0%	21.6% ▲	2.8% ▼
Counterfeiting/Forgery	0	2	0	4	20	23	NC	NC	15.0% ▲
Destruction/Damage/Vandalism of Property	19	33	97	152	1052	1162	73.7% ▲	56.7% ▲	10.5% ▲
Fraud	2	0	4	3	107	89	100.0% ▼	25.0% ▼	16.8% ▼
Larceny/Theft	30	39	119	165	1481	1246	30.0% ▲	38.7% ▲	15.9% ▼
Motor Vehicle Theft	10	17	36	52	281	452	70.0% ▲	44.4% ▲	60.9% ▲
Robbery	3	5	8	15	68	90	66.7% ▲	87.5% ▲	32.4% ▲
Stolen Property	0	1	2	3	36	55	NC	50.0% ▲	52.8% ▲
Society	7	1	16	2	118	77	85.7% ▼	87.5% ▼	34.7% ▼
Drug/Narcotic	4	1	9	1	77	31	75.0% ▼	88.9% ▼	59.7% ▼
Pornography/Obscene Material	0	0	0	0	4	1	0.0%	0.0%	75.0% ▼
Prostitution	0	0	0	0	0	1	0.0%	0.0%	NC
Weapon Law Violations	3	0	7	1	37	44	100.0% ▼	85.7% ▼	18.9% ▲
Sector Totals	102	125	411	537	4286	4422	22.5% ▲	30.7% ▲	3.2% ▲

Last 7 Days

Notes:

- There were no Homicide offense(s) during the last 7 days.
- 60.0% (6/10) of the Assaults were coded Simple Assault.
- There were 8 DV-related offenses.
- 75.0% (6/8) of the DV-related offenses were Persons.
- 60.0% (6/10) of the Assaults were DV-related.
- DV-related Offenses: 9 ↘ 8
- There were no Gang-Related offense(s) during the last 7 days.
- Theft from Motor Vehicle: 11 ↗ 25

Top 5 Locations - Compared to last year

- 1538 Commerce St: 0 ↗ 7
- 1717 S J St: 3 ↗ 5
- 2368 Yakima Ave: 0 ↗ 4
- 1741 Fawcett Ave: 0 ↗ 4
- 2710 Yakima Ave: 0 ↗ 4

Top 5 Offense Locations - Compared to last year

- Parking Lot: 12 ↗ 32
- Street/Right Of Way: 16 ↘ 13
- Single Family Residence: 2 ↗ 11
- Other Business: 6 ↗ 9
- Hotel/Motel: 0 ↗ 8



Sector 2 Weekly Briefing for 27 September 2021 to 03 October 2021

The data is not National Incident Based Reporting System (NIBRS) compliant. Do not compare the results with any report using that standard. The data is dynamic and is subject to change and/or revision. The number of distinct offenses listed on a report are counted. This does not represent reports or individuals. All data is compared to last year for the same number of days or date range. Small numbers may cause large percent increases and decreases.

Offense Breakdown	7 Days		28 Days		Year to Date		7 Days	28 Days	YTD
	28-Sep-2020	27-Sep-2021	07-Sep-2020	06-Sep-2021	01-Jan-2020	01-Jan-2021			
	04-Oct-2020	03-Oct-2021	04-Oct-2020	03-Oct-2021	03-Oct-2020	03-Oct-2021			
Persons	19	16	61	88	503	663	15.8% ▼	44.3% ▲	31.8% ▲
Assault	16	15	50	81	431	606	6.3% ▼	62.0% ▲	40.6% ▲
Homicide (doesn't include Negligent/Justifiable)	0	0	0	0	5	4	0.0%	0.0%	20.0% ▼
Kidnapping/Abduction	0	0	0	2	5	10	0.0%	NC	100.0% ▲
Sex Offenses, Forcible	3	1	11	5	62	43	66.7% ▼	54.5% ▼	30.6% ▼
Property	99	122	407	534	4309	4407	23.2% ▲	31.2% ▲	2.3% ▲
Arson	0	2	0	4	9	35	NC	NC	288.9% ▲
Burglary/Breaking and Entering	7	11	36	38	372	359	57.1% ▲	5.6% ▲	3.5% ▼
Counterfeiting/Forgery	1	2	3	4	33	18	100.0% ▲	33.3% ▲	45.5% ▼
Destruction/Damage/Vandalism of Property	30	35	93	144	1186	1209	16.7% ▲	54.8% ▲	1.9% ▲
Fraud	4	9	18	20	202	128	125.0% ▲	11.1% ▲	36.6% ▼
Larceny/Theft	45	55	195	254	2043	2001	22.2% ▲	30.3% ▲	2.1% ▼
Motor Vehicle Theft	9	7	45	61	339	562	22.2% ▼	35.6% ▲	65.8% ▲
Robbery	0	1	6	8	77	63	NC	33.3% ▲	18.2% ▼
Stolen Property	1	0	7	1	34	29	100.0% ▼	85.7% ▼	14.7% ▼
Society	1	1	3	3	78	51	0.0%	0.0%	34.6% ▼
Drug/Narcotic	0	1	2	1	53	13	NC	50.0% ▼	75.5% ▼
Pornography/Obscene Material	0	0	0	1	3	4	0.0%	NC	33.3% ▲
Prostitution	0	0	0	0	0	0	0.0%	0.0%	0.0%
Weapon Law Violations	1	0	1	1	22	34	100.0% ▼	0.0%	54.5% ▲
Sector Totals	119	139	471	625	4890	5121	16.8% ▲	32.7% ▲	4.7% ▲

Last 7 Days

Notes:

- There were no Homicide offense(s) during the last 7 days.
- 53.3% (8/15) of the Assaults were coded Simple Assault.
- There were 8 DV-related offenses.
- 62.5% (5/8) of the DV-related offenses were Persons.
- 33.3% (5/15) of the Assaults were DV-related.
- DV-related Offenses: 9 ↘ 8
- There were no Gang-Related offense(s) during the last 7 days.
- Theft from Motor Vehicle: 14 ↗ 26

Top 5 Locations - Compared to last year

- 4505 S 19th St: 0 ↗ 5
- 801 Division Ave: 0 ↗ 4
- 4222 N 27th St: 0 ↗ 3
- 5900 Five Mile Dr: 0 ↗ 3
- 1717 S Union Ave: 0 ↗ 3
- 6329 N 26th St: 0 ↗ 3
- 2761 Ruston Way: 0 ↗ 3
- 3320 S 23rd St: 3 ↘ 3

Top 5 Offense Locations - Compared to last year

- Parking Lot: 13 ↗ 23
- Street/Right Of Way: 13 ↗ 18
- Apartment: 15 ↘ 10
- Sporting Goods Store: 14 ↘ 10
- Single Family Residence: 12 ↘ 9



Sector 3 Weekly Briefing for 27 September 2021 to 03 October 2021

The data is not National Incident Based Reporting System (NIBRS) compliant. Do not compare the results with any report using that standard. The data is dynamic and is subject to change and/or revision. The number of distinct offenses listed on a report are counted. This does not represent reports or individuals. All data is compared to last year for the same number of days or date range. Small numbers may cause large percent increases and decreases.

Offense Breakdown	7 Days		28 Days		Year to Date		7 Days	28 Days	YTD
	28-Sep-2020	27-Sep-2021	07-Sep-2020	06-Sep-2021	01-Jan-2020	01-Jan-2021			
	04-Oct-2020	03-Oct-2021	04-Oct-2020	03-Oct-2021	03-Oct-2020	03-Oct-2021			
Persons	23	24	87	93	743	770	4.3%▲	6.9%▲	3.6%▲
Assault	22	23	79	89	673	707	4.5%▲	12.7%▲	5.1%▲
Homicide (doesn't include Negligent/Justifiable)	0	0	0	1	6	3	0.0%	NC	50.0%▼
Kidnapping/Abduction	0	0	3	0	16	11	0.0%	100.0%▼	31.3%▼
Sex Offenses, Forcible	1	1	5	3	48	49	0.0%	40.0%▼	2.1%▲
Property	100	148	400	550	3636	4195	48.0%▲	37.5%▲	15.4%▲
Arson	0	0	5	2	26	25	0.0%	60.0%▼	3.8%▼
Burglary/Breaking and Entering	16	21	48	59	411	407	31.3%▲	22.9%▲	1.0%▼
Counterfeiting/Forgery	1	2	2	5	39	29	100.0%▲	150.0%▲	25.6%▼
Destruction/Damage/Vandalism of Property	26	38	96	131	988	1050	46.2%▲	36.5%▲	6.3%▲
Fraud	5	4	20	15	177	129	20.0%▼	25.0%▼	27.1%▼
Larceny/Theft	36	56	156	221	1457	1778	55.6%▲	41.7%▲	22.0%▲
Motor Vehicle Theft	12	25	55	99	380	630	108.3%▲	80.0%▲	65.8%▲
Robbery	2	1	10	14	84	101	50.0%▼	40.0%▲	20.2%▲
Stolen Property	2	0	7	3	59	37	100.0%▼	57.1%▼	37.3%▼
Society	5	0	20	5	209	102	100.0%▼	75.0%▼	51.2%▼
Drug/Narcotic	4	0	14	2	128	52	100.0%▼	85.7%▼	59.4%▼
Pornography/Obscene Material	0	0	1	0	20	8	0.0%	100.0%▼	60.0%▼
Prostitution	0	0	0	0	3	1	0.0%	0.0%	66.7%▼
Weapon Law Violations	1	0	5	3	58	39	100.0%▼	40.0%▼	32.8%▼
Sector Totals	128	172	507	648	4588	5067	34.4%▲	27.8%▲	10.4%▲

Last 7 Days

Notes:

- There were no Homicide offense(s) during the last 7 days.
- 65.2% (15/23) of the Assaults were coded Simple Assault.
- There were 15 DV-related offenses.
- 60.0% (9/15) of the DV-related offenses were Persons.
- 39.1% (9/23) of the Assaults were DV-related.
- DV-related Offenses: 16 ↘ 15
- There was no Gang-Related offense(s) during the last 7 days.
- Theft from Motor Vehicle: 18 ↗ 23

Top 5 Locations - Compared to last year

- 4502 S Steele St: 9 ↗ 16
- 1801 S 84th St: 0 ↗ 7
- 7050 Tacoma Mall Blvd: 1 ↗ 6
- 2424 S 41st St: 4 ↘ 3
- There were 7 additional locations with 3.

Top 5 Offense Locations - Compared to last year

- Parking Lot: 31 ↗ 46
- Single Family Residence: 23 ↘ 15
- Street/Right Of Way: 15 ↔ 15
- Apartment: 6 ↗ 10
- Auto Related Business: 6 ↗ 9
- Sporting Goods Store: 2 ↗ 9
- Other Business: 2 ↗ 9



Sector 4 Weekly Briefing for 27 September 2021 to 03 October 2021

The data is not National Incident Based Reporting System (NIBRS) compliant. Do not compare the results with any report using that standard. The data is dynamic and is subject to change and/or revision. The number of distinct offenses listed on a report are counted. This does not represent reports or individuals. All data is compared to last year for the same number of days or date range. Small numbers may cause large percent increases and decreases.

Offense Breakdown	7 Days		28 Days		Year to Date		7 Days	28 Days	YTD
	28-Sep-2020	27-Sep-2021	07-Sep-2020	06-Sep-2021	01-Jan-2020	01-Jan-2021			
	04-Oct-2020	03-Oct-2021	04-Oct-2020	03-Oct-2021	03-Oct-2020	03-Oct-2021			
Persons	24	25	110	115	897	1043	4.2%▲	4.5%▲	16.3%▲
Assault	22	23	97	106	811	964	4.5%▲	9.3%▲	18.9%▲
Homicide (doesn't include Negligent/Justifiable)	1	0	2	3	5	9	100.0%▼	50.0%▲	80.0%▲
Kidnapping/Abduction	1	1	5	1	14	15	0.0%	80.0%▼	7.1%▲
Sex Offenses, Forcible	0	1	6	5	67	55	NC	16.7%▼	17.9%▼
Property	88	116	387	444	3839	3899	31.8%▲	14.7%▲	1.6%▲
Arson	0	0	4	4	36	48	0.0%	0.0%	33.3%▲
Burglary/Breaking and Entering	7	6	33	41	354	388	14.3%▼	24.2%▲	9.6%▲
Counterfeiting/Forgery	0	0	0	0	20	12	0.0%	0.0%	40.0%▼
Destruction/Damage/Vandalism of Property	36	33	111	121	1106	1148	8.3%▼	9.0%▲	3.8%▲
Fraud	2	2	16	22	174	129	0.0%	37.5%▲	25.9%▼
Larceny/Theft	33	38	139	157	1437	1393	15.2%▲	12.9%▲	3.1%▼
Motor Vehicle Theft	7	26	57	77	507	558	271.4%▲	35.1%▲	10.1%▲
Robbery	1	6	15	14	95	107	500.0%▲	6.7%▼	12.6%▲
Stolen Property	2	5	12	8	99	105	150.0%▲	33.3%▼	6.1%▲
Society	6	2	18	10	199	113	66.7%▼	44.4%▼	43.2%▼
Drug/Narcotic	5	0	12	1	114	44	100.0%▼	91.7%▼	61.4%▼
Pornography/Obscene Material	0	0	1	0	5	5	0.0%	100.0%▼	0.0%
Prostitution	0	0	0	0	2	2	0.0%	0.0%	0.0%
Weapon Law Violations	1	2	5	9	78	62	100.0%▲	80.0%▲	20.5%▼
Sector Totals	118	143	515	569	4935	5055	21.2%▲	10.5%▲	2.4%▲

Last 7 Days

Notes:

- There were no Homicide offense(s) during the last 7 days.
- 69.6% (16/23) of the Assaults were coded Simple Assault.
- There were 21 DV-related offenses.
- 76.2% (16/21) of the DV-related offenses were Persons.
- 60.9% (14/23) of the Assaults were DV-related.
- DV-related Offenses: 16 ↗ 21
- There were no Gang-Related offense(s) during the last 7 days.
- Theft from Motor Vehicle: 10 ↗ 25

Top 5 Locations - Compared to last year

- 1213 S 56th St: 0 ↗ 4
- 8726 S Hosmer St: 0 ↗ 3
- 1819 E 72nd St: 0 ↗ 2
- There were an additional 28 locations with 2.

Top 5 Offense Locations - Compared to last year

- Parking Lot: 12 ↗ 34
- Single Family Residence: 30 ↘ 27
- Street/Right Of Way: 23 ↘ 22
- Apartment: 5 ↗ 11
- School (Except College): 2 ↗ 8
- Sporting Goods Store: 9 ↘ 8

Date	Meeting	Subject	Department	Background
October 12, 2021	City Council Study Session (dial-in 12:00 pm)	Federal Affairs Update and Draft Priorities	City Manager's Office Government Relations Rosa McCleod & City of Tacoma Federal Contract Lobbyist Jen Covino	Staff will provide an update on major federal policy and fiscal matters and present recommendations on federal priorities for 2022
		Tideflats Non-interim Regulations Hearing De-brief & Potential Amendments	Planning and Development Services	Planning and Development Services staff will be facilitating the City Council's review of the public testimony and discussion of potential amendments to the IPS Committee recommendations.
		Community Safety and Policing Proposals	CMO Deputy City Manager, OMB-Katie Johnston, TPD Chief Ake	Staff will present on budget proposals related to Community Safety, focusing on the Police Department.
	City Council Meeting (dial-in, 5:00 PM)			
October 19, 2021	City Council Study Session (dial-in 12:00 pm)	*Heal the Heart Update		The core coordinating team will provide an update on Heal the Heart
		Systems Transformation	City Manager Elizabeth Pauli	
		Manuel Ellis Investigation Update	Tacoma Police Department	
	City Council Meeting (dial-in, 5:00 PM)			
October 26, 2021	City Council Study Session (dial-in 12:00 pm)			
		Manuel Ellis Investigation Update	Tacoma Police Department	
	City Council Meeting (dial-in, 5:00 PM)			

Date	Meeting	Subject	Department	Background
November 2, 2021	City Council Study Session (dial-in 12:00 pm)	Mid-Biennium Modification Recommendations	City Manager Pauli, OMB- Katie Johnston	This presentation will cover the City Manager's recommendations, proposals, and process. The Mid-Biennium Modification process will amend the 2021-2022 Biennial Budget.
		Systems Transformation	City Manager Elizabeth Pauli	
		Manuel Ellis Investigation Update	Tacoma Police Department	
	City Council Meeting (dial-in, 5:00 PM)			
November 9, 2021	Joint City Council / TPU Study Session (dial-in 12:00 pm)	Citywide State and Federal Priority Agendas	City Manager's Office Government Relations Office & TPU Community and Government Relations	Staff will present on the Citywide state and federal priority agendas.
		Climate Action Plan and Adaptation	Environmental Services - James Parvey	Staff will present on the Climate Action Plan and Climate Adaptation Study for council's consideration for formally adopting the documents via Council Resolution.
		Mid-Biennium Modification Recommendations	OMB- Katie Johnston	This presentation will cover the City Manager's recommendations, proposals, and process. The Mid-Biennium Modification process will amend the 2021-2022 Biennial Budget.
		Manuel Ellis Investigation Update	Tacoma Police Department	
	Committee of the Whole (3-4 pm dial-in)	Home in Tacoma	Planning and Development - Peter Huffman	Present the Infrastructure, Planning and Sustainability (IPS) Committee's recommendations regarding the Home In Tacoma Project; and, review the City Council process for considering the Ordinance taking action on the proposals
	City Council Meeting (dial-in, 5:00 PM)			

Economic Development Committee			
Committee Members: Thoms (chair), Blocker, McCarthy, Ushka, Alternate-Woodards Executive Liaison: Tadd Wille; Staff Support - Lynda Foster		2nd, 4th, and 5th Tuesdays 10:00 a.m. Virtual meeting	CBC Assignments: •Tacoma Arts Commission •Greater Tacoma Regional Convention Center Public Facilities District •City Events and Recognition Committee •Tacoma Creates Advisory Board
	Topic	Presenter	Description
October 12, 2021			
Future			
October 26, 2021	Tacoma Public Utilities Economic Development	Michael Catsi, Economic Development Manager, Tacoma Public Utilities	Overview of Tacoma Public Utilities economic development activities during COVID and 2021.
November 9, 2021	Outdoor Dining Program Update	Jennifer Kammerzell, Principal Engineer, Public Works Department	Public Works Staff will provide an overview of a draft Outdoor Dining Program and summary of community engagement
November 23, 2021			

Infrastructure, Planning, and Sustainability Committee			
Committee Members: McCarthy (Chair), Walker (Vice Chair), Beale, & Hunter; Alternate-Ushka Executive Liaison: Mike Slevin; Coordinator: Claire Goodwin		2nd and 4th Wednesdays 4:30pm Virtual Meeting	CBC Assignments: •Sustainable Tacoma Commission •Planning Commission •Landmarks Preservation Commission •Board of Building Appeals •Transportation Commission
	Topic	Presenters	Description
October 13, 2021	Bus Rapid Transit 60% Design and Other Updates	Ryan Wheaton, Executive Director of Planning and Community Development, Pierce Transit; Tina Lee, Planning Manager, Pierce Transit	Pierce Transit will present an update on bus rapid transit design, project funding, roundabouts, property impacts, traffic impacts, new assets to the corridor, community outreach, State Environmental Policy Act (SEPA), and a BRT system expansion study.
	Home in Tacoma	Peter Huffman, Director, Planning and Development Services; Brian Boudet, Division Manager, Planning and Development Services	The Committee will be reviewing the Planning Commission recommendations regarding the Home in Tacoma project to change the City's housing growth strategy and increase density in residential areas.
October 27, 2021	Brewery Blocks Place Naming Request	Melanie Harding, Chief Policy Analyst to the Mayor, CMO	A "Brewery Blocks" place name request has been referred to the Committee to oversee the naming request process and make a recommendation on the request to the City Council.
	Electric Vehicle Action Plan Updates	Cam LeHouillier, Power Section Manager, Tacoma Public Utilities	Follow-up informational briefing from the Electric Vehicles Action Plan presentation made to IPS in November 2019.
	Home in Tacoma	Peter Huffman, Director, Planning and Development Services; Brian Boudet, Division Manager, Planning and Development Services	The Committee will be reviewing the Planning Commission recommendations regarding the Home in Tacoma project to change the City's housing growth strategy and increase density in residential areas.
November 10, 2021	Planning Commission Interviews	Doris Sorum, City Clerk	
	Urban Forest Code Updates		The Office of Environmental Policy and Sustainability will present code updates related to food trees in the right of way, tree protection, and use of undeveloped/unused right of way.
November 17, 2021 Special Meeting	Floodplain Management Code Changes	Sue Coffman, Building Official, PDS	Updates to Title 2.02 regarding City of Tacoma building code with the additional standards from the State of Washington National Floodplain Program (NFIP) Flood Damage Prevention Ordinance.

Government Performance and Finance Committee			
Committee Members: Hines (Chair), Hunter (Vice Chair), Thoms, and Walker Alternate - Blocker		1st and 3rd Tuesday	CBC Assignments: •Public Utility Board •Board of Ethics •Audit Advisory Board •Civil Service Board
Executive Liaison: Andy Cherullo; Staff Support - Ted Richardson		10 a.m.	
		Room 248	
	Topic	Presenter	Description
October 19, 2021	Multifamily Tax Exemption Policy Review	John Hines, Chair, GPFC; Debbie Bingham, Project Manager, CED; Debra Casparian, Deputy City Attorney, Legal	Review of the current Multi-Family Tax Exemption and discussion of potential amendments to Tacoma Municipal Code (TMC)
November 2, 2021	Monthly Budget Report	Hayley Falk, Management Analyst, Office of Management and Budget	Review of expenditures and revenues
	HOLD for MFTEs		
November 16, 2021	Interviews for the Board of Ethics	Doris Sorum, City Clerk	
	Analytics Program Update	DGC Chairs, Katie Johnston & Mike Petrie; IT Director, Daniel Key	Update on the City's Analytics Program and the advancements over the last two years.

Community Vitality and Safety			
Committee Members: Ushka (Chair), Beale, Hines, Blocker, Alternate-Hunter Executive Liaison: Linda Stewart; Staff Support - Ted Richardson		2nd and 4th Thursdays 4:30 p.m. Room 248	CBC Assignments: Community's Police Advisory Committee • Human Services Commission • Human Rights Commission • Housing Authority • Commission on Disabilities • Library Board • Tacoma Community Redevelopment Authority • Commission on Immigrant and Refugee Affairs
	Topic	Presenter	Description
October 14, 2021	Youth Violence Prevention Assessment Update	Vicky McLaurin, Program Manager, Neighborhood and Community Services	
	Transformation Update		
October 28, 2021	Feasibility Study for the Restoration of Library Services to the Eastside and Hilltop Neighborhoods	Kate Larsen, Library Director	
	CDBG/ESG funding recommendations	Jason McKenzie	NCS staff will present funding recommendations for CDBG and ESG funding for the period of January 1, 2022 through June 30, 2022.
	Homeless Program Update		
November 4, 2021 Special Meeting	Interviews for the Community's Police Advisory Committee	Doris Sorum, City Clerk	
	Transformation Update		
November 18, 2021			