



WEEKLY REPORT TO THE CITY COUNCIL

October 14, 2021

Members of the City Council
City of Tacoma, Washington

Dear Mayor and Council Members:

ITEMS OF INTEREST

1. The City Manager's Office provides the attached approved **Purchase Contract Awards** for the week of October 11, 2021.
2. Please see the attached City of Tacoma **Weekly Meeting Schedule**.
3. Interim Police Chief Ake provides the attached **Weekly Crime Report**.
4. City-funded Temporary and Emergency Shelter Performance: The City posts weekly information about its Temporary and Emergency Shelter locations including current census, number of available beds and exits to housing. **This information can be found at <https://cms.cityoftacoma.org/NCS/City%20Authorized%20Emergency%20Shelter%20Sites/Weeklydataupdate.pdf>** and is updated weekly.

The 20 additional units at S. 69th and Proctor recently came online, and the Homeless Outreach Team and other service providers are working to get individuals connected to these locations. The City is also working to bring on several additional shelter units that are expected to be available by the end of the year.

- 25 units at 82nd and Pacific
- 80-100 units at the Comfort Inn

5. Senior Meal Delivery: Access to healthy meals is important to our senior population and the City has adjusted contracted services during the COVID-19 pandemic to ensure seniors can still access food while senior centers are not operating. The City's contracted partner ensured pickup and delivery of **246 meals for the week of October 4- 8, 2021**.
6. Rapid Graffiti Removal: On Thursday, **October 7, 2021, the City mailed over 24,500 postcards to private property owners in Tacoma with information about the Rapid Graffiti Removal Program** and how to enroll into the program to receive services up to three times a year at no cost to the property owner. The postcards were targeted at areas of low/very low opportunity, according to the Equity Index, and where there are high rates of open code cases for graffiti and low programmatic participation or areas that are highly trafficked. The City has already received robust response to the mailing and is in process to address 13 new properties with graffiti removal needs.

7. **Isolation and Quarantine at Lighthouse Activity Center:** **The City has worked with the Tacoma Pierce County Health Department to extend use of the Lighthouse Activity Center as an isolation and quarantine (I&Q) location through Tuesday, November 30, 2021.** This effort will continue to support the community's need for a low barrier location to safely isolate and quarantine individuals testing positive for COVID-19.

The I&Q Center has served 10 individuals with an average stay of 10-14 days. TPCHD provides transportation to and from the site, face masks, meals, hygiene kits, beds, and connections to supportive services. Senior meal preparation and distribution being provided at Lighthouse have been temporarily moved to the Beacon Activity Center and continue to operate.

8. **Rental Assistance:** **The rental assistance portal is open! Residents may find more information at <https://www.piercecountywa.gov/7142/Rental-Assistance>.** The program provides up to 12 months of assistance dating back to March 2020 and serves households up to 80% of Pierce County Area Median Income. Applicants may also qualify for utility assistance through the program. The City remains committed to reducing racial disparities in our service delivery and for this reason has a goal of providing at least 45% of the assistance to households headed by persons of color. In 2020, 638 households received assistance from the Tacoma Rental Assistance Program. Of those 638, 78% were households with the head of household identifying as a person of color. In 2021, 62% of households served to date are headed by persons of color.

In 2021, the City has provided 513 households with \$3,596,330 in rental assistance (**this is an increase of 28 households and \$148,901 in assistance over last report**) and 1,155 households with \$1,391,179 with utility assistance (**this is an increase of 74 households and \$76,187 in assistance over last report**). The City's Rental Assistance Fund at the Greater Tacoma Community Foundation has received 28 gifts totaling \$30,820.

STUDY SESSION/WORK SESSION

9. **The Council Study Session of Tuesday, October 19, 2021, will be conducted virtually.** The meeting can be heard by dialing (253) 215 – 8782 or through Zoom at: www.zoom.us/j/89496171192 and entering the meeting ID 894 9617 1192; and passcode 896569 when prompted. This meeting will be broadcast on TV Tacoma and live streamed on Facebook.

Discussion items will include: (1) **Heal the Heart Update**; (2) **Systems Transformation**; (3) **Other Items of Interest: Council Consideration Request – Expanding Commission on Immigrant and Refugee Affairs Membership, Tideflats Non-Interim Regulations Amendments & Manuel Ellis Investigation Update**; (4) **Committee Reports**; (5) **Agenda Review and City Manager's Weekly Report**.

On our first agenda item, members from the Heal the Heart core coordinating team will provide an **update on the Heal the Heart initiative**.

On our second agenda item, City Manager Elizabeth Pauli will provide an **update on systems transformation**.

Under Other Items of Interest, the following items will be discussed:

- **Council Consideration Request Council Member Catherine Ushka – A Resolution to increase the Commission on Immigrant and Refugee Affairs membership from 11 to 13.**
- **Council Member Chris Beale - Tideflats Non-Interim Regulations Amendments**
- **Manuel Ellis investigation Update.**

10. The updated **Tentative City Council Forecast and Consolidated Standing Committee Calendars** are attached for your information.

MARK YOUR CALENDARS

11. There are no new events currently.

Sincerely,

A handwritten signature in cursive script, appearing to read "Elizabeth Pauli".

Elizabeth Pauli
City Manager

Purchase Contract Awards
For Weekly Report to the City Manager

Week of October 11, 2021

Specification	Description	Awardee	Amount
IT19-0441F	Master Services Agreement for Professional Services and Temporary Staffing Increase	Morris Willner and Partners Inc.	\$1,000,000, plus applicable taxes, for a projected cumulative contract amount of \$1,950,000
FI21-0032F	Managed Payroll Project	Ceridian	\$424,811 for implementation and an annual recurring fee of \$699,650 along with \$76,939 in contingency funds, plus applicable taxes, for a projected contract amount of \$4,000,000



City of Tacoma

City Manager Action Memorandum

TO: Elizabeth Pauli, City Manager
FROM: Daniel Key, Director, Information Technology Department
 Brian Tetreault, MA III, Information Technology Department
COPY: City Manager, City Council, City Clerk, EIC Coordinator, LEAP Coordinator, and
 Seth Hartz, Finance/Purchasing
SUBJECT: Master Services Agreement for Professional Services and Temporary Staffing
 Increase
 Request for Proposals Specification No. IT19-0441F, Contract No. 4600014301
DATE: 9/17/2021

Pursuant to the City of Tacoma March 12, 2020, state of emergency proclamation in response to COVID-19, made in accordance with Tacoma Municipal Code Chapter 1.10., contract awards for purchases must be approved by the City Manager or designee.

RECOMMENDATION SUMMARY:

The City of Tacoma Information Technology (IT) Department requests an increase to contract number 4600014301 with Morris Willner and Partners Inc., Santa Ana, CA, in the amount of \$1,000,000, plus applicable taxes, budgeted from the Information Services Fund, for the contract term of May 6, 2020 through May 6, 2022, for a projected cumulative contract amount of \$1,950,000, for professional services and temporary staffing.

STRATEGIC POLICY PRIORITY:

Encourage and promote an efficient and effective government, which is fiscally sustainable and guided by engaged residents.

BACKGROUND:

In 2020, the Information Technology Department established a master contract for temporary staffing services that was awarded to eight different companies. The total contract amount of \$7,000,000 had to be distributed among the eight companies. Not knowing which company's services would be used at which volume, the IT Department assigned the eight different companies various amounts based on their contract history with the City. Morris Willner and Partners, Inc. were assigned \$950,000. Those funds have been allocated through various projects. Additional funds need to be added to their contract allocation in order to contract further with Morris Willner and Partners, Inc.

ISSUE: The demand for experienced technology personnel exceeds the capacity of City staff.

ALTERNATIVES: Morris Willner and Partners, Inc. is a trusted resource for the City. They provide high value resources in hard to fill roles. Without these additional funds, the City would not be able to continue to contract with Morris Willner and Partners, Inc. An alternative to adding funds to the contract would be to amend a contract from one or more of the other vendors on the Master Services Contract, reducing the amount allocated to them and increasing the amount allocated to Morris Willner and Partners, Inc. This shift of allocated funds would not impact the total contract amount of \$7,000,000, but it would likely cause confusion



City of Tacoma

among the other vendors that are impacted and may lead to less participation in the master services request process. Additionally, instead of only amending one contract to add funds, Purchasing and the IT Department would have to amend multiple contracts to re-allocate the funds.

COMPETITIVE SOLICITATION:

Request for Proposals Specification No. IT19-0441F was opened December 24, 2019. Twenty-six companies were invited to bid in addition to normal advertising of the project. Thirty-two submittals were received.

The below vendors submitted a bid that resulted in the highest evaluated submittal after consideration of SBE participation goals. The table below reflects the amount of the base award.

<u>Respondent</u>	<u>Location</u> <i>(city and state)</i>	<u>Score</u>
Phoenix Business Consulting	Sarasota, FL	72.0
MW Partners	Santa Ana, CA	70.9
The Stergion Group, Inc	Rancho Palos Verdes, CA	69.4
22nd Century Technologies, Inc.	Somerset, NJ	68.9
Apex Systems, LLC	Bellevue, WA	67.8
LanceSoft Inc.	Hemdon, VA	67.6
CCS Global Tech	Poway, CA	66.8
Sage Group Technologies, Inc	Hazlet, NJ	66.3

Pre-bid Estimate: \$7,000,000

The recommended award was zero percent above the pre-bid estimate. This amendment request will increase the total awarded to 14.2 percent above the Pre-bid Estimate. However, the allocated funds will only be spent if the temporary staffing services is requested. These allocations are not guaranteed to any vendor.

CONTRACT HISTORY: This contract was originally awarded to Morris Willner and Partners, Inc. as a result of Request for Proposals Specification No. IT19-0441F in April 2020. This is the first amendment to increase the contract allocation. This is a three-year contract with the option for two one-year renewals.

SUSTAINABILITY: Vendors were evaluated on their company's commitment to the environment to include their sustainability practices.

EIC/LEAP COMPLIANCE: Not Applicable.



City of Tacoma

FISCAL IMPACT:**EXPENDITURES:**

FUND NUMBER & FUND NAME *	COST OBJECT (CC/WBS/ORDER)	COST ELEMENT	TOTAL AMOUNT
5800 Information Services	Various as needed	5310100	1,950,000
TOTAL			Up to \$1,950,000

REVENUES:

FUNDING SOURCE	COST OBJECT (CC/WBS/ORDER)	COST ELEMENT	TOTAL AMOUNT
5800 Information Services	Various as needed	5310100	\$1,950,000
TOTAL			\$1,950,000

FISCAL IMPACT TO CURRENT BIENNIAL BUDGET: UP TO \$1,950,000**ARE THE EXPENDITURES AND REVENUES PLANNED AND BUDGETED? Yes****IF EXPENSE IS NOT BUDGETED, PLEASE EXPLAIN HOW THEY ARE TO BE COVERED. N/A****APPROVED**

DocuSigned by: 10/7/2021

 32F840585F1B401...

City Manager (or delegee)

DS 10/7/2021

DS 10/7/2021

DS 10/7/2021



City of Tacoma

City Manager Action Memorandum

TO: Elizabeth Pauli, City Manager
FROM: Andy Cherullo, Finance Director
 Susan Calderon, Assistant Finance Director/Controller
 Tim Allen, Retirement System Director
 Catherine Marx, Assistant Retirement System Director
 Daniel Key, Information Technology Director
 Grace Brosnon, Assistant Information Technology Director
COPY: City Council, City Clerk, EIC Coordinator, LEAP Coordinator, and Tad Carlson
 Finance/Purchasing
SUBJECT: Managed Payroll Project, FI21-0032F, CW22447507
DATE: September 20, 2021

Pursuant to the City of Tacoma March 12, 2020, state of emergency proclamation in response to COVID-19, made in accordance with Tacoma Municipal Code Chapter 1.10., contract awards for purchases must be approved by the City Manager or delegee.

RECOMMENDATION SUMMARY:

The Finance and Retirement Departments recommend a contract be awarded to Ceridian, Minneapolis, MN, in the amount of \$424,811 for implementation and an annual recurring fee of \$699,650 along with \$76,939 in contingency funds, plus applicable taxes, for an initial contract term of three years with option to renew for two, one-year terms, for a projected contract amount of \$4,000,000, to process City of Tacoma's payroll and pension payments.

STRATEGIC POLICY PRIORITY:

- Encourage and promote an efficient and effective government, which is fiscally sustainable and guided by engaged residents.

BACKGROUND:

Currently, the City's payroll is processed through SAP. It is processed bi-weekly and the Tacoma Employees' Retirement System and Police and Fire Pensions are processed monthly. This requires the intervention of City staff, especially toward the end of each year when the City is required to update SAP with the latest tax forms and information. The internal labor cost of performing the annual SAP update is close to \$500,000 with the actual cost being much higher due to required coordination and projects having to be put on hold. In 2027, SAP will no longer support the payroll module.

On December 3, 2020, Finance received approval from the Business Process Owners Committee (BPOC) to move forward with the transition from in-house payroll to a managed service. A Request for Proposals (RFP) was issued on February 12, 2021 and after vendors' interviews, presentations, and demonstrations, Ceridian was selected on June 7, 2021.



City of Tacoma

ISSUE:

The SAP system will reach end of life in 2027 and the City will be forced to find another payroll solution to enable us to continue to pay the roughly 6,400 City employees, pensioners, and non-City-of-Tacoma members. The managed payroll service will replace the payroll module in the City's current enterprise software platform (SAP) and provide a portal to all pensioners to be able to access forms and update basic information, such as address and beneficiaries, much like our current Employee Self Service portal.

Each year, the City is required to update SAP with the latest tax forms and information to adequately pay employees and pensioners. The effort takes almost three months towards the end of each year and has been very costly, as well as disruptive to in-flight projects, as it requires projects to be paused, even if there are many contractors on board. Moving to a managed payroll service provider, the City will no longer need to update SAP each year and will have the ability to plan updates around projects.

Since payroll is the only SAP module that requires the annual support packs, the move to a managed payroll service will allow the City to continue running SAP beyond 2027.

ALTERNATIVES:

Two other alternatives were evaluated during the business case development: Business as Usual and Full Human Capital Management (HCM) Implementation.

For Business as Usual, Payroll and Retirement could continue with SAP, the result may include incorrect tax calculations, lack of support/updates, fines, inability to process personnel data, additional work-around for new reporting requirements, and slow data retrieval. The manual processes would also increase, requiring increased labor from payroll and IT staff and decreasing efficiency. This option was deemed as too risky for the City.

For Full HCM Implementation, this option would include replacing the entire HCM module (e.g., Organizational Management, Time Management, Benefits). It is not viable at this time due to budget constraints and the significant impact it would have to the whole organization (i.e. retraining all employees and pensioners, timekeepers, data administrators, managers, etc.).

The recommended alternative, Managed Payroll Service, would allow Payroll and Retirement staff to operate more efficiently and effectively. Having a payroll and retirement managed service would allow for ease of configuration to meet new state/federal and local programs, while using less in-house resources. It would provide the City the flexibility to hire out-of-state employees, provide employees/pensioners a self-service portal, ability to calculate an employee's final pay-out on their last day, minimize payroll tax reporting administration, and handle rules of the collective bargaining agreements, therefore, allowing staff to focus on other projects.

COMPETITIVE SOLICITATION:

Request for Proposals Specification No. FI21-0032F was opened February 12, 2021. Six companies were invited to bid in addition to normal advertising of the project. Four submittals were received. Two submittals were deemed non-responsive based upon not meeting minimum



City of Tacoma

requirements. Both of the remaining vendors were interviewed with the suggested awardee scoring highest prior to and following these meetings.

<u>Respondent</u> (RFP)	<u>Location</u> (city and state)	<u>Score</u>
Ceridian, Inc	Minneapolis, MN	114.5
UKG	Lowell, MA	96
*ADP Inc	Phoenix, AZ	Non-responsive
*Inside Out Taxes and Accounting	Spokane, WA	Non-responsive

Pre-bid Estimate: \$403,000 for implementation and \$700,000 for recurring costs. The recommended award is 5.4 percent more than the pre-bid estimate for implementation costs and 1 percent less for annual recurring charges.

CONTRACT HISTORY: New contract

SUSTAINABILITY: Ceridian will perform duties and responsibilities of the contract remotely, reducing the environmental impact of travel. Providing pensioners access to a portal to view information and forms as well as update basic information will reduce paper documents. The scoring criteria included five point for considerations of company's sustainability efforts.

EIC/LEAP COMPLIANCE: The scoring criteria included five points for EIC considerations.

FISCAL IMPACT:

EXPENDITURES:

FUND NUMBER & FUND NAME *	COST OBJECT (CC/WBS/ORDER)	COST ELEMENT	TOTAL AMOUNT
5800 – Information Systems	595742	5310100	\$424,810.70
5800 – Information Systems	595740	5412170	\$3,575,189.30
TOTAL			Up to \$4,000,000

REVENUES:

FUNDING SOURCE	COST OBJECT (CC/WBS/ORDER)	COST ELEMENT	TOTAL AMOUNT
Cash Reserves	593100	4300000	\$4,000,000
TOTAL			\$4,000,000




City of Tacoma

FISCAL IMPACT TO CURRENT BIENNIAL BUDGET: \$ 1,124,458.70


ARE THE EXPENDITURES AND REVENUES PLANNED AND BUDGETED? YES


IF EXPENSE IS NOT BUDGETED, PLEASE EXPLAIN HOW THEY ARE TO BE COVERED. N/A


APPROVED

DocuSigned by: 10/7/2021

32F840585F1B401...

City Manager (or delegee)

DS 10/7/2021


DS 10/7/2021


DS 10/7/2021




MEETINGS FOR THE WEEK OF OCTOBER 18, 2021 THROUGH OCTOBER 22, 2021

TIME	MEETING	LOCATION
MONDAY, OCTOBER 18, 2021		
4:00 PM	Transit Oriented Development Advisory Group	Please contact Lihuang Wung at lwung@cityoftacoma.org
5:30 PM	Metro Parks Tacoma Board of Commissioners Committee of the Whole	Please visit https://metroparkstacoma.org
TUESDAY, OCTOBER 19, 2021		
9:00 AM	Hearing Examiner's Hearing *	Please visit https://cityoftacoma.org/hearingexaminer
10:00 AM	Government Performance and Finance Committee	Join Zoom Meeting at: https://zoom.us/j/82752998740 Telephonic: Dial 253-215-8782 Meeting ID: 827 5299 8740 Passcode: 614650
11:00 AM	Bid Opening**	Please visit http://www.tacomapurchasing.org
NOON	City Council Study Session	Join Zoom Meeting at: https://zoom.us/j/89496171192 Telephonic: Dial 253-215-8782 Meeting ID: 894 9617 1192 Passcode: 896569
5:00 PM	City Council Meeting	Join Zoom Meeting at: https://zoom.us/j/84834233126 Telephonic: Dial 253-215-8782 Meeting ID: 848 3423 3126 Passcode: 349099
WEDNESDAY, OCTOBER 20, 2021		
9:00 AM	Unfit Building Hearings****	Please contact Keith Williams at KWilliams2@cityoftacoma.org
9:00 AM	WorkForce Central Executive Board	Please visit https://workforce-central.org/events/
3:00 PM	Mayor's Youth Commission - Leadership Team	Join Zoom Meeting at: https://zoom.us/j/82490705004 Telephonic: Dial 253-215-8782 Meeting ID: 824 9070 5004 Passcode: 786070
3:00 PM	Tacoma-Pierce County Board of Health Study Session	Please visit https://www.tpchd.org/i-want-to-/about-us/board-of-health/board-of-health-meetings
4:00 PM	City Events and Recognitions Committee	Join Zoom Meeting at: https://zoom.us/j/87320156844 Telephonic: Dial 253-215-8782 Meeting ID: 873 2015 6844
5:00 PM	Planning Commission	Please contact Lihuang Wung at lwung@cityoftacoma.org
5:30 PM	Tacoma Public Library Board of Trustees	Please visit https://tacoma.bibliocommons.com/events
5:30 PM	Transportation Commission	Please contact Jennifer Kammerzell at JKammerzell@cityoftacoma.org
THURSDAY, OCTOBER 21, 2021		
7:45 AM	Greater Tacoma Regional Convention Center Public Facilities District Board of Directors - CANCELLED	
9:00 AM	Hearing Examiner's Hearing *	Please visit https://cityoftacoma.org/hearingexaminer
5:00 PM	Sustainable Tacoma Commission	Please contact Patrick Babbitt at PBabbitt@cityoftacoma.org
5:30 PM	Human Rights Commission Study Session	Please contact Andreta Armstrong at Andreta.Armstrong@cityoftacoma.org
6:30 PM	Human Rights Commission	Please contact Andreta Armstrong at Andreta.Armstrong@cityoftacoma.org
FRIDAY, OCTOBER 22, 2021		
NO MEETINGS SCHEDULED		



Meeting sites are accessible to people with disabilities. People with disabilities requiring special accommodations should contact the appropriate department(s) 48 hours prior to the meeting time.

* Hearing Examiner's Hearings and Local Improvement District Meetings meet on an as-needed basis. Please contact the Hearing Examiner's Office at (253) 591-5195 to confirm whether a meeting will be held this week. Hearings may be held at various times throughout the day.

** Bid Opening will be held on an as-needed basis. Please contact the Finance Procurement and Payables Office at 253-502-8468 or www.tacomapurchasing.org to confirm whether Bid Opening will be held.

**** Hearings may be held at various times throughout the day.



Citywide Weekly Briefing for 04 October 2021 to 10 October 2021

The data is not National Incident Based Reporting System (NIBRS) compliant. Do not compare the results with any report using that standard. The data is dynamic and is subject to change and/or revision. The number of distinct offenses listed on a report are counted. This does not represent reports or individuals. All data is compared to last year for the same number of days or date range. Small numbers may cause large percent increases and decreases.

Offense Breakdown	7 Days		28 Days		Year to Date		7 Days	28 Days	YTD
	05-Oct-2020	04-Oct-2021	14-Sep-2020	13-Sep-2021	01-Jan-2020	01-Jan-2021			
	11-Oct-2020	10-Oct-2021	11-Oct-2020	10-Oct-2021	10-Oct-2020	10-Oct-2021			
Persons	67	88	320	382	2973	3381	31.3%▲	19.4%▲	13.7%▲
Assault	63	88	278	360	2671	3122	39.7%▲	29.5%▲	16.9%▲
Homicide (doesn't include Negligent/Justifiable)	0	0	4	3	23	22	0.0%	25.0%▼	4.3%▼
Kidnapping/Abduction	3	0	12	2	48	42	100.0%▼	83.3%▼	12.5%▼
Sex Offenses, Forcible	1	0	26	17	230	195	100.0%▼	34.6%▼	15.2%▼
Property	417	474	1543	2065	15627	16615	13.7%▲	33.8%▲	6.3%▲
Arson	3	2	7	13	108	197	33.3%▼	85.7%▲	82.4%▲
Burglary/Breaking and Entering	42	45	165	185	1505	1518	7.1%▲	12.1%▲	0.9%▲
Counterfeiting/Forgery	2	1	6	12	114	83	50.0%▼	100.0%▲	27.2%▼
Destruction/Damage/Vandalism of Property	118	140	411	563	4457	4731	18.6%▲	37.0%▲	6.1%▲
Fraud	17	7	57	56	674	486	58.8%▼	1.8%▼	27.9%▼
Larceny/Theft	169	171	626	835	6590	6648	1.2%▲	33.4%▲	0.9%▲
Motor Vehicle Theft	49	82	196	322	1561	2299	67.3%▲	64.3%▲	47.3%▲
Robbery	9	19	42	58	333	380	111.1%▲	38.1%▲	14.1%▲
Stolen Property	7	4	29	15	236	231	42.9%▼	48.3%▼	2.1%▼
Society	15	9	56	18	622	352	40.0%▼	67.9%▼	43.4%▼
Drug/Narcotic	10	1	39	4	384	141	90.0%▼	89.7%▼	63.3%▼
Pornography/Obscene Material	0	1	0	2	32	19	NC	NC	40.6%▼
Prostitution	0	0	0	0	5	4	0.0%	0.0%	20.0%▼
Weapon Law Violations	5	7	17	12	201	186	40.0%▲	29.4%▼	7.5%▼
Citywide Totals	499	571	1919	2465	19222	20348	14.4%▲	28.5%▲	5.9%▲

Last 7 Days

Notes:

- There were no Homicide offense(s) during the last 7 days.
- 56.8% (50/88) of the Assaults were coded Simple Assault.
- There were 61 DV-related offenses.
- 62.3% (38/61) of the DV-related offenses were Persons.
- 43.2% (38/88) of the Assaults were DV-related.
- DV-related Offenses: 51 ↗ 61
- There were 3 Gang-Related offense(s) during the last 7 days.
- Theft from Motor Vehicle: 79 ↘ 76

Top 5 Locations - Compared to last year

- 4502 S Steele St: 7 ↗ 13
- 1801 S 84th St: 0 ↗ 6
- 7601 South Tacoma Way: 0 ↗ 5
- 565 Broadway: 0 ↗ 5
- 8820 S Hosmer St: 0 ↗ 5
- 5401 6th Ave: 0 ↗ 5

Top 5 Offense Locations - Compared to last year

- Parking Lot: 82 ↗ 120
- Street/Right Of Way: 81 ↗ 93
- Single Family Residence: 78 ↘ 69
- Apartment: 40 ↘ 33
- Sporting Goods Store: 28 ↗ 29



Sector 1 Weekly Briefing for 04 October 2021 to 10 October 2021

The data is not National Incident Based Reporting System (NIBRS) compliant. Do not compare the results with any report using that standard. The data is dynamic and is subject to change and/or revision. The number of distinct offenses listed on a report are counted. This does not represent reports or individuals. All data is compared to last year for the same number of days or date range. Small numbers may cause large percent increases and decreases.

Offense Breakdown	7 Days		28 Days		Year to Date		7 Days	28 Days	YTD
	05-Oct-2020	04-Oct-2021	14-Sep-2020	13-Sep-2021	01-Jan-2020	01-Jan-2021			
	11-Oct-2020	10-Oct-2021	11-Oct-2020	10-Oct-2021	10-Oct-2020	10-Oct-2021			
Persons	12	17	74	83	765	830	41.7%▲	12.2%▲	8.5%▲
Assault	12	17	63	78	694	771	41.7%▲	23.8%▲	11.1%▲
Homicide (doesn't include Negligent/Justifiable)	0	0	2	0	7	6	0.0%	100.0%▼	14.3%▼
Kidnapping/Abduction	0	0	2	0	11	6	0.0%	100.0%▼	45.5%▼
Sex Offenses, Forcible	0	0	7	5	52	47	0.0%	28.6%▼	9.6%▼
Property	83	109	315	477	3503	3681	31.3%▲	51.4%▲	5.1%▲
Arson	0	1	1	4	35	88	NC	300.0%▲	151.4%▲
Burglary/Breaking and Entering	11	13	43	48	339	330	18.2%▲	11.6%▲	2.7%▼
Counterfeiting/Forgery	0	1	0	4	20	24	NC	NC	20.0%▲
Destruction/Damage/Vandalism of Property	21	38	89	149	1073	1208	81.0%▲	67.4%▲	12.6%▲
Fraud	2	3	4	7	109	93	50.0%▲	75.0%▲	14.7%▼
Larceny/Theft	32	32	124	181	1514	1300	0.0%	46.0%▲	14.1%▼
Motor Vehicle Theft	12	19	39	66	295	475	58.3%▲	69.2%▲	61.0%▲
Robbery	2	1	10	12	70	91	50.0%▼	20.0%▲	30.0%▲
Stolen Property	3	1	5	4	39	56	66.7%▼	20.0%▼	43.6%▲
Society	5	4	18	5	123	81	20.0%▼	72.2%▼	34.1%▼
Drug/Narcotic	5	0	12	1	82	31	100.0%▼	91.7%▼	62.2%▼
Pornography/Obscene Material	0	0	0	0	4	1	0.0%	0.0%	75.0%▼
Prostitution	0	0	0	0	0	1	0.0%	0.0%	NC
Weapon Law Violations	0	4	6	4	37	48	NC	33.3%▼	29.7%▲
Sector Totals	100	130	407	565	4391	4592	30.0%▲	38.8%▲	4.6%▲

Last 7 Days

Notes:

- There were no Homicide offense(s) during the last 7 days.
- 52.9% (9/17) of the Assaults were coded Simple Assault.
- There were 10 DV-related offenses.
- 60.0% (6/10) of the DV-related offenses were Persons.
- 35.3% (6/17) of the Assaults were DV-related.
- DV-related Offenses: 5 ↗ 10
- There was 1 Gang-Related offense(s) during the last 7 days.
- Theft from Motor Vehicle: 14 ↗ 15

Top 5 Locations - Compared to last year

- 565 Broadway: 0 ↗ 5
- 2201 Pacific Ave: 0 ↗ 3
- 440 E 25th St: 1 ↗ 3
- S 9th St & Martin Luther King Jr: 0 ↗ 3
- 1100 Milwaukee Way: 0 ↗ 2
- There were an additional 25 locations with 2.

Top 5 Offense Locations - Compared to last year

- Street/Right Of Way: 22 ↗ 28
- Parking Lot: 21 ↘ 20
- Single Family Residence: 7 ↗ 10
- Apartment: 8 ↘ 7
- Restaurant/Fast Food Establishment: 2 ↗ 5
- Sidewalk: 3 ↗ 5
- Auto Related Business: 6 ↘ 5



Sector 2 Weekly Briefing for 04 October 2021 to 10 October 2021

The data is not National Incident Based Reporting System (NIBRS) compliant. Do not compare the results with any report using that standard. The data is dynamic and is subject to change and/or revision. The number of distinct offenses listed on a report are counted. This does not represent reports or individuals. All data is compared to last year for the same number of days or date range. Small numbers may cause large percent increases and decreases.

Offense Breakdown	7 Days		28 Days		Year to Date		7 Days	28 Days	YTD
	05-Oct-2020	04-Oct-2021	14-Sep-2020	13-Sep-2021	01-Jan-2020	01-Jan-2021			
	11-Oct-2020	10-Oct-2021	11-Oct-2020	10-Oct-2021	10-Oct-2020	10-Oct-2021			
Persons	11	12	54	80	517	677	9.1%▲	48.1%▲	30.9%▲
Assault	11	12	46	74	445	620	9.1%▲	60.9%▲	39.3%▲
Homicide (doesn't include Negligent/Justifiable)	0	0	0	0	5	4	0.0%	0.0%	20.0%▼
Kidnapping/Abduction	0	0	0	1	5	10	0.0%	NC	100.0%▲
Sex Offenses, Forcible	0	0	8	5	62	43	0.0%	37.5%▼	30.6%▼
Property	134	108	439	528	4449	4537	19.4%▼	20.3%▲	2.0%▲
Arson	0	0	0	4	9	35	0.0%	NC	288.9%▲
Burglary/Breaking and Entering	15	7	42	33	386	367	53.3%▼	21.4%▼	4.9%▼
Counterfeiting/Forgery	2	0	4	4	35	18	100.0%▼	0.0%	48.6%▼
Destruction/Damage/Vandalism of Property	34	38	106	147	1224	1251	11.8%▲	38.7%▲	2.2%▲
Fraud	8	2	19	19	209	131	75.0%▼	0.0%	37.3%▼
Larceny/Theft	60	40	205	245	2105	2051	33.3%▼	19.5%▲	2.6%▼
Motor Vehicle Theft	12	17	48	66	354	584	41.7%▲	37.5%▲	65.0%▲
Robbery	2	2	6	8	78	65	0.0%	33.3%▲	16.7%▼
Stolen Property	1	1	6	1	35	31	0.0%	83.3%▼	11.4%▼
Society	2	0	4	3	80	51	100.0%▼	25.0%▼	36.3%▼
Drug/Narcotic	1	0	2	1	54	13	100.0%▼	50.0%▼	75.9%▼
Pornography/Obscene Material	0	0	0	1	3	4	0.0%	NC	33.3%▲
Prostitution	0	0	0	0	0	0	0.0%	0.0%	0.0%
Weapon Law Violations	1	0	2	1	23	34	100.0%▼	50.0%▼	47.8%▲
Sector Totals	147	120	497	611	5046	5265	18.4%▼	22.9%▲	4.3%▲

Last 7 Days

Notes:

- There were no Homicide offense(s) during the last 7 days.
- 58.3% (7/12) of the Assaults were coded Simple Assault.
- There were 6 DV-related offenses.
- 50.0% (3/6) of the DV-related offenses were Persons.
- 25.0% (3/12) of the Assaults were DV-related.
- DV-related Offenses: 7 ↘ 6
- There were no Gang-Related offense(s) during the last 7 days.
- Theft from Motor Vehicle: 32 ↘ 20

Top 5 Locations - Compared to last year

- 5401 6th Ave: 0 ↗ 5
- 622 Tacoma Ave S: 0 ↗ 3
- 315 Martin Luther King Jr Way: 1 ↘ 3
- 2302 6th Ave: 0 ↗ 3
- 5400 N Pearl St: 3 ↘ 7

Top 5 Offense Locations - Compared to last year

- Parking Lot: 19 ↗ 25
- Street/Right Of Way: 23 ↘ 18
- Sporting Goods Store: 7 ↗ 13
- Single Family Residence: 21 ↘ 10
- Apartment: 11 ↘ 7
- Driveway: 7 ↔ 7



Sector 3 Weekly Briefing for 04 October 2021 to 10 October 2021

The data is not National Incident Based Reporting System (NIBRS) compliant. Do not compare the results with any report using that standard. The data is dynamic and is subject to change and/or revision. The number of distinct offenses listed on a report are counted. This does not represent reports or individuals. All data is compared to last year for the same number of days or date range. Small numbers may cause large percent increases and decreases.

Offense Breakdown	7 Days		28 Days		Year to Date		7 Days	28 Days	YTD
	05-Oct-2020	04-Oct-2021	14-Sep-2020	13-Sep-2021	01-Jan-2020	01-Jan-2021			
	11-Oct-2020	10-Oct-2021	11-Oct-2020	10-Oct-2021	10-Oct-2020	10-Oct-2021			
Persons	19	24	89	101	762	794	26.3%▲	13.5%▲	4.2%▲
Assault	17	24	79	98	691	731	41.2%▲	24.1%▲	5.8%▲
Homicide (doesn't include Negligent/Justifiable)	0	0	0	1	6	3	0.0%	NC	50.0%▼
Kidnapping/Abduction	2	0	5	0	17	11	100.0%▼	100.0%▼	35.3%▼
Sex Offenses, Forcible	0	0	5	2	48	49	0.0%	60.0%▼	2.1%▲
Property	102	152	398	608	3734	4372	49.0%▲	52.8%▲	17.1%▲
Arson	1	0	1	2	26	25	100.0%▼	100.0%▲	3.8%▼
Burglary/Breaking and Entering	11	13	49	63	420	421	18.2%▲	28.6%▲	0.2%▲
Counterfeiting/Forgery	0	0	2	4	39	29	0.0%	100.0%▲	25.6%▼
Destruction/Damage/Vandalism of Property	33	40	101	146	1021	1095	21.2%▲	44.6%▲	7.2%▲
Fraud	3	0	17	11	179	130	100.0%▼	35.3%▼	27.4%▼
Larceny/Theft	40	61	158	247	1497	1852	52.5%▲	56.3%▲	23.7%▲
Motor Vehicle Theft	10	26	50	108	390	661	160.0%▲	116.0%▲	69.5%▲
Robbery	3	9	13	21	87	110	200.0%▲	61.5%▲	26.4%▲
Stolen Property	1	2	7	4	60	39	100.0%▲	42.9%▼	35.0%▼
Society	3	2	14	4	212	104	33.3%▼	71.4%▼	50.9%▼
Drug/Narcotic	1	1	10	2	129	53	0.0%	80.0%▼	58.9%▼
Pornography/Obscene Material	0	0	0	0	20	8	0.0%	0.0%	60.0%▼
Prostitution	0	0	0	0	3	1	0.0%	0.0%	66.7%▼
Weapon Law Violations	2	1	4	2	60	40	50.0%▼	50.0%▼	33.3%▼
Sector Totals	124	178	501	713	4708	5270	43.5%▲	42.3%▲	11.9%▲

Last 7 Days

Notes:

- There were no Homicide offense(s) during the last 7 days.
- 58.3% (14/24) of the Assaults were coded Simple Assault.
- There were 23 DV-related offenses.
- 52.2% (12/23) of the DV-related offenses were Persons.
- 50.0% (12/24) of the Assaults were DV-related.
- DV-related Offenses: 15 ↗ 23
- There was no Gang-Related offense(s) during the last 7 days.
- Theft from Motor Vehicle: 16 ↗ 25

Top 5 Locations - Compared to last year

- 4502 S Steele St: 7 ↗ 13
- 1801 S 84th St: 0 ↗ 6
- 7601 South Tacoma Way: 0 ↗ 5
- 7050 Tacoma Mall Blvd: 0 ↗ 4
- 3825 S Steele St: 0 ↗ 4

Top 5 Offense Locations - Compared to last year

- Parking Lot: 32 ↗ 60
- Street/Right Of Way: 16 ↗ 18
- Single Family Residence: 16 ↗ 17
- Drug Store: 2 ↗ 11
- Auto Related Business: 5 ↗ 10



Sector 4 Weekly Briefing for 04 October 2021 to 10 October 2021

The data is not National Incident Based Reporting System (NIBRS) compliant. Do not compare the results with any report using that standard. The data is dynamic and is subject to change and/or revision. The number of distinct offenses listed on a report are counted. This does not represent reports or individuals. All data is compared to last year for the same number of days or date range. Small numbers may cause large percent increases and decreases.

Offense Breakdown	7 Days		28 Days		Year to Date		7 Days	28 Days	YTD
	05-Oct-2020	04-Oct-2021	14-Sep-2020	13-Sep-2021	01-Jan-2020	01-Jan-2021			
	11-Oct-2020	10-Oct-2021	11-Oct-2020	10-Oct-2021	10-Oct-2020	10-Oct-2021			
Persons	25	35	103	118	929	1080	40.0%▲	14.6%▲	16.3%▲
Assault	23	35	90	110	841	1000	52.2%▲	22.2%▲	18.9%▲
Homicide (doesn't include Negligent/Justifiable)	0	0	2	2	5	9	0.0%	0.0%	80.0%▲
Kidnapping/Abduction	1	0	5	1	15	15	100.0%▼	80.0%▼	0.0%
Sex Offenses, Forcible	1	0	6	5	68	56	100.0%▼	16.7%▼	17.6%▼
Property	98	105	391	452	3941	4025	7.1%▲	15.6%▲	2.1%▲
Arson	2	1	5	3	38	49	50.0%▼	40.0%▼	28.9%▲
Burglary/Breaking and Entering	5	12	31	41	360	400	140.0%▲	32.3%▲	11.1%▲
Counterfeiting/Forgery	0	0	0	0	20	12	0.0%	0.0%	40.0%▼
Destruction/Damage/Vandalism of Property	30	24	115	121	1139	1177	20.0%▼	5.2%▲	3.3%▲
Fraud	4	2	17	19	177	132	50.0%▼	11.8%▲	25.4%▼
Larceny/Theft	37	38	139	162	1474	1445	2.7%▲	16.5%▲	2.0%▼
Motor Vehicle Theft	15	20	59	82	522	579	33.3%▲	39.0%▲	10.9%▲
Robbery	2	7	13	17	98	114	250.0%▲	30.8%▲	16.3%▲
Stolen Property	2	0	11	6	102	105	100.0%▼	45.5%▼	2.9%▲
Society	5	3	20	6	207	116	40.0%▼	70.0%▼	44.0%▼
Drug/Narcotic	3	0	15	0	119	44	100.0%▼	100.0%▼	63.0%▼
Pornography/Obscene Material	0	1	0	1	5	6	NC	NC	20.0%▲
Prostitution	0	0	0	0	2	2	0.0%	0.0%	0.0%
Weapon Law Violations	2	2	5	5	81	64	0.0%	0.0%	21.0%▼
Sector Totals	128	143	514	576	5077	5221	11.7%▲	12.1%▲	2.8%▲

Last 7 Days

Notes:

- There were no Homicide offense(s) during the last 7 days.
- 57.1% (20/35) of the Assaults were coded Simple Assault.
- There were 22 DV-related offenses.
- 77.3% (17/22) of the DV-related offenses were Persons.
- 48.6% (17/35) of the Assaults were DV-related.
- DV-related Offenses: 24 ↘ 22
- There were 2 Gang-Related offense(s) during the last 7 days.
- Theft from Motor Vehicle: 17 ↘ 16

Top 5 Locations - Compared to last year

- 8820 S Hosmer St: 0 ↗ 5
- 6715 E J St: 0 ↗ 3
- 3537 E N St: 0 ↗ 3
- 4102 S J St: 0 ↗ 3
- 9517 S Steele St: 1 ↗ 3

Top 5 Offense Locations - Compared to last year

- Single Family Residence: 34 ↘ 32
- Street/Right Of Way: 20 ↗ 29
- Parking Lot: 10 ↗ 15
- Apartment: 11 ↔ 11
- Driveway: 4 ↗ 11



**CITY OF TACOMA, WASHINGTON
OFFICE OF THE CITY COUNCIL
COUNCIL CONSIDERATION REQUEST**

TO: Mayor & City Council
FROM: Council Member Catherine Ushka and Council Assistant Lynda Foster
COPIES TO: Elizabeth Pauli, City Manager; Tadd Wille, Deputy City Manager; Bill Fosbre, City Attorney
SUBJECT: **Expanding Commission on Immigrant and Refugee Affairs Membership to Thirteen Positions**
DATE: October 14, 2021

I ask for your support for a resolution to increase the Commission on Immigrant and Refugee Affairs membership from 11 to 13.

LEGISLATIVE INTENT:

On December 12, 2017, The Tacoma City Council adopted Resolution 39892, a resolution establishing a Commission on Immigrant and Refugee Affairs (CIRA), to be composed of eleven members and an alternate, for the purpose of better engaging immigrant and refugee communities, and to work with community partners and staff to identify and advance positive outcomes related to removing barriers for said communities

On September 23, 2021, CIRA presented their annual report to the Community, Vitality and Safety Council Committee. One item highlighted in the presentation is that CIRA is an active commission with work being done in multiple subcommittees. Currently, some Commissioners serve on more than one subcommittee and it creates capacity limitations for CIRA's work. CIRA requested the Council expand CIRA's membership by two members in order to better distribute the work of the Commission.

DESIRED RESOLUTION DATE: October 26, 2021

ALIGNMENT WITH TACOMA 2025 KEY FOCUS AREAS:

This program, project, or event is best aligned with the following (Check all that apply):

Civic Engagement: *Equity Index Score:* Moderate Opportunity

Increase the number of residents who participate civically through volunteering and voting.

Elected officials, boards, commissions, and volunteer leadership will reflect the diversity of the Tacoma community.

Increase the percentage of residents who believe they are able to have a positive impact on the community and express trust in the public institutions in Tacoma.

Representation at public meetings will reflect the diversity of the Tacoma community

If you have a question related to the Council Contingency Fund Request, please contact Lynda Foster at 253.219.0339 or Lynda.Foster@CityofTacoma.org.


SUBMITTED FOR COUNCIL CONSIDERATION BY:



Council Member Ushka

SUPPORTING COUNCIL MEMBERS SIGNATURES (2 SIGNATURES ONLY)

(Signatures demonstrate support to initiate discussion and consideration of the subject matter by City Council for potential policy development and staff guidance/direction.)

1.  POS# 1

2021 TIDEFLATS NON-INTERIM REGULATIONS AMENDMENTS

ALT. #2

MOTION: 1. New and Expanded Cleaner Fuel Facilities Conditionally Permitted

I move to allow through a conditional use permit process, including enhanced SEPA review where applicable, infrastructure for the production, storage, transportation and transshipment of fuels that are carbon-free and generate no carbon emissions including green hydrogen and other carbon-free fuels produced with renewable electricity such as hydroelectric power, and fuels that are approved by the US Environmental Protection Agency under the federal Renewable Fuel Standard program, or under Washington State Law, including credit generating fuels under the Clean Fuel Standard (CFS) program, this includes infrastructure for:

a. Any credit generating fuel under the Washington CFS that can be demonstrated to be credit generating through the life of the CFS, or 2035, whichever is longer.

b. Any EPA approved and listed fuel under the RFS, if such fuel is also credit generating under the WA state CFS.

c. Credit generating Renewable diesel, as described in subsection (a.) above, meeting Washington State requirements under the CFS.

d. Green hydrogen, or electricity, produced or stored for use as fuels in a motor vehicle that meet California motor vehicle emission standards as described in Washington State law.

MOTION 1. DRAFT CODE

Definitions

“Cleaner Fuels” shall mean carbon-free fuels that generate no carbon emissions including hydrogen, any credit generating fuel under the life of the Washington Clean Fuel Standard, or 2035, whichever is longer, any credit generating blends of EPA approved and listed fuel under the federal Renewable Fuel Standard so long as they are credit generating under the WA CFS for the life of the standard, or 2035, whichever is longer, any Renewable Diesel meeting the requirements of Washington State law so long as they are credit generating under the WA CFS for the life of the standard, or 2035, whichever is longer, any hydrogen, or electricity, produced or stored for use as fuels in a motor vehicle that meeting the motor vehicle emission standards for Alternative Fuels in Washington State law.

“Dirty Fuel” shall mean any fuels not meeting the Cleaner Fuels definition.

“Enhanced SEPA Review” shall mean additions to the standard SEPA review process and checklist for project proposals governed by this chapter to be promulgated and updated from time by the Director. Such additions to the SEPA review process and checklist shall include but not be limited to; a public meeting for a SEPA application, which occurs after SEPA determination that an application is complete but prior to issuance of a preliminary threshold determination; an expanded Notice Distribution List to include direct mailing to taxpayers and occupants, consistent with Land Use Permits; expanded Public Notification Distance for Direct Mailing to 2500’ from the Manufacturing and Industrial

Center, consistent with Land Use Permits; expanded Notification Period and Comment Period for SEPA to 30 days for Consistency with Land Use Permits, and a supplemental checklist specific to SEPA review of fuel production and or chemical manufacturing.

“Expanded Cleaner Fuel Infrastructure” shall mean the expansion of storage infrastructure including tankage constructed prior to effective date of this chapter to store credit generating fuels under the WA state CFS, where the expansion of such storage infrastructure is for the sole purpose of blending petroleum with biomass and other cleaner fuels in the production of cleaner fuels to meet the credit generating CFS standard through 2035 or the life of the standard, whichever is longer .

“New Cleaner Fuel Infrastructure” shall mean new infrastructure for the production, storage, transportation and transshipment of Cleaner Fuels as defined herein.. New Cleaner Fuel Infrastructure shall not include new tankage for petroleum storage.

“Dirty Petroleum” shall mean crude oil, petroleum products and byproducts, and gaseous hydrocarbons and byproducts, and any other fuel not meeting the definition of Cleaner Fuels as defined herein.

“Storage Capacity” shall be defined as gallons of petroleum capable of being stored within the entirety of the applicant’s facility for purposes of measuring expansion as allowed herein.

Code

New and Expanded Cleaner Fuel Infrastructure as defined in this chapter shall be allowed through the conditional use permit process, subject to an enhanced SEPA checklist to be implemented and updated from time to time by the Director, and subject to the following requirements.

1. All petroleum and related fuel facilities and activities, as well as any fuel facility and activity related to fuels that are projected to become deficit fuels under the WA State CFS standard are declared non-conforming and subject to TMC XX.XX (non conforming use chapter section). Such uses are not allowed to expand capacity under this code.
2. Any New or Expanded Cleaner Fuel Infrastructure permitted through this chapter shall not be repurposed for production, storage, transportation and transshipment of petroleum. Total or partial conversion of permitted Cleaner Fuel Infrastructure shall constitute grounds for permit revocation and civil enforcement.
3. Any Expanded Cleaner Fuel Infrastructure permitted through this chapter shall not exceed a cumulative total increase of fifteen percent (15%) more storage over the applicant’s total petroleum storage on the effective date of this chapter. Facilities permitted under this section shall provide independently verifiable data demonstrating the average through put volume of traditional petroleum fuels on site from the previous five (5) years and shall provide a concurrent 15% reduction in volume through put of dirty petroleum from the facility.
4. All projects expanding under this chapter shall be subject to a climate impact analysis to ensure documentation of carbon impacts of the project for full offset. Each project shall fully offset lifecycle carbon and GHG emissions of the project impacts through measures such as,

but not limited to, a carbon reduction credits program, physical improvements that reduce carbon emissions, local renewable energy projects, reducing emissions from buildings and transportation networks in the city, a fee in lieu program to local agencies where the in lieu fee program would construct projects meant to reduce carbon emission in the city, consistent with the city's climate action plan.

Date	Meeting	Subject	Department	Background
October 19, 2021	City Council Study Session (dial-in 12:00 pm)	Heal the Heart Update		The core coordinating team will provide an update on Heal the Heart
		Systems Transformation	City Manager Elizabeth Pauli	
		Manuel Ellis Investigation Update	Tacoma Police Department	
	City Council Meeting (dial-in, 5:00 PM)			
October 26, 2021	City Council Study Session (dial-in 12:00 pm)			
		Manuel Ellis Investigation Update	Tacoma Police Department	
	City Council Meeting (dial-in, 5:00 PM)			
November 2, 2021	City Council Study Session (dial-in 12:00 pm)	Mid-Biennium Modification Recommendations	City Manager Pauli, OMB- Katie Johnston	This presentation will cover the City Manager's recommendations, proposals, and process. The Mid-Biennium Modification process will amend the 2021-2022 Biennial Budget.
		Systems Transformation	City Manager Elizabeth Pauli	
		Manuel Ellis Investigation Update	Tacoma Police Department	
	City Council Meeting (dial-in, 5:00 PM)			
November 9, 2021	Joint City Council / TPU Study Session (dial-in 12:00 pm)	Citywide State and Federal Priority Agendas	City Manager's Office Government Relations Office & TPU Community and Government Relations	Staff will present on the Citywide state and federal priority agendas.
		Climate Action Plan and Adaptation	Environmental Services - James Parvey	Staff will present on the Climate Action Plan and Climate Adaptation Study for council's consideration for formally adopting the documents via Council Resolution.
		Mid-Biennium Modification Recommendations	OMB- Katie Johnston	This presentation will cover the City Manager's recommendations, proposals, and process. The Mid-Biennium Modification process will amend the 2021-2022 Biennial Budget.
		Manuel Ellis Investigation Update	Tacoma Police Department	
	Committee of the Whole (3-4 pm dial-in)	Home in Tacoma	Planning and Development - Peter Huffman	Present the Infrastructure, Planning and Sustainability (IPS) Committee's recommendations regarding the Home In Tacoma Project; and, review the City Council process for considering the Ordinance taking action on the proposals
	City Council Meeting (dial-in, 5:00 PM)			

Community Vitality and Safety			
Committee Members: Ushka (Chair), Beale, Hines, Blocker, Alternate-Hunter Executive Liaison: Linda Stewart; Staff Support - Ted Richardson		2nd and 4th Thursdays 4:30 p.m. Room 248	CBC Assignments: Community's Police Advisory Committee • Human Services Commission • Human Rights Commission • Housing Authority • Commission on Disabilities • Library Board • Tacoma Community Redevelopment Authority • Commission on Immigrant and Refugee Affairs
	Topic	Presenter	Description
October 28, 2021	Feasibility Study for the Restoration of Library Services to the Eastside and Hilltop Neighborhoods	Kate Larsen, Library Director	
	CDBG/ESG funding recommendations	Jason McKenzie	NCS staff will present funding recommendations for CDBG and ESG funding for the period of January 1, 2022 through June 30, 2022.
	Homeless Program Update		
November 4, 2021 Special Meeting	Interviews for the Community's Police Advisory Committee	Doris Sorum, City Clerk	
	Transformation Update		
November 18, 2021			

Economic Development Committee			
Committee Members: Thoms (chair), Blocker, McCarthy, Ushka, Alternate-Woodards Executive Liaison: Tadd Wille; Staff Support - Lynda Foster		2nd, 4th, and 5th Tuesdays 10:00 a.m. Virtual meeting	CBC Assignments: •Tacoma Arts Commission •Greater Tacoma Regional Convention Center Public Facilities District •City Events and Recognition Committee •Tacoma Creates Advisory Board
	Topic	Presenter	Description
October 26, 2021	Tacoma Public Utilities Economic Development	Michael Catsi, Economic Development Manager, Tacoma Public Utilities	Overview of Tacoma Public Utilities economic development activities during COVID and 2021.
Future			
November 9, 2021	Outdoor Dining Program Update	Jennifer Kammerzell, Principal Engineer, Public Works Department	Public Works Staff will provide an overview of a draft Outdoor Dining Program and summary of community engagement
November 23, 2021	Tacoma Venues & Events and Tacoma Creates Updates	Adam Cook, Interim Director, Tacoma Venues & Events	An overview of the first year of the Tacoma Creates program and an update on the operations and reopening of the Tacoma Dome, Greater Tacoma Convention Center, Performing Arts Venues, and Cheney Stadium.

Government Performance and Finance Committee			
Committee Members: Hines (Chair), Hunter (Vice Chair), Thoms, and Walker Alternate - Blocker		1st and 3rd Tuesday	CBC Assignments: •Public Utility Board •Board of Ethics •Audit Advisory Board •Civil Service Board
Executive Liaison: Andy Cherullo; Staff Support - Ted Richardson		10 a.m.	
		Room 248	
	Topic	Presenter	Description
October 19, 2021	Multifamily Tax Exemption Policy Review	John Hines, Chair, GPFC; Debbie Bingham, Project Manager, CED; Debra Casparian, Deputy City Attorney, Legal	Review of the current Multi-Family Tax Exemption and discussion of potential amendments to Tacoma Municipal Code (TMC)
November 2, 2021	Monthly Budget Report	Hayley Falk, Management Analyst, Office of Management and Budget	Review of expenditures and revenues
	HOLD for MFTEs		
November 16, 2021	Interviews for the Board of Ethics	Doris Sorum, City Clerk	
	Analytics Program Update	DGC Chairs, Katie Johnston & Mike Petrie; IT Director, Daniel Key	Update on the City's Analytics Program and the advancements over the last two years.

Infrastructure, Planning, and Sustainability Committee			
Committee Members: McCarthy (Chair), Walker (Vice Chair), Beale, & Hunter; Alternate-Ushka Executive Liaison: Mike Slevin; Coordinator: Claire Goodwin		2nd and 4th Wednesdays 4:30pm Virtual Meeting	CBC Assignments: •Sustainable Tacoma Commission •Planning Commission •Landmarks Preservation Commission •Board of Building Appeals •Transportation Commission
	Topic	Presenters	Description
October 27, 2021	Brewery Blocks Place Naming Request	Melanie Harding, Chief Policy Analyst to the Mayor, CMO	A “Brewery Blocks” place name request has been referred to the Committee to oversee the naming request process and make a recommendation on the request to the City Council.
	Electric Vehicle Action Plan Updates	Cam LeHouillier, Power Section Manager, Tacoma Public Utilities	Follow-up informational briefing from the Electric Vehicles Action Plan presentation made to IPS in November 2019.
	Home in Tacoma	Peter Huffman, Director, Planning and Development Services; Brian Boudet, Division Manager, Planning and Development Services	The Committee will be reviewing the Planning Commission recommendations regarding the Home in Tacoma project to change the City's housing growth strategy and increase density in residential areas.
November 10, 2021	Planning Commission Interviews	Doris Sorum, City Clerk	
	Urban Forest Code Updates		The Office of Environmental Policy and Sustainability will present code updates related to food trees in the right of way, tree protection, and use of undeveloped/unused right of way.
November 17, 2021 Special Meeting	Vision Zero Action Plan and Speed Reduction Study Update□	Carrie Wilhelme, Senior Transportation Planner, Public Works Dept	Update on the creation of a Vision Zero Action Plan and the proposed phased approach to speed reduction in Tacoma.
	Floodplain Management Code Changes	Sue Coffman, Building Official, PDS	Updates to Title 2.02 regarding City of Tacoma building code with the additional standards from the State of Washington National Floodplain Program (NFIP) Flood Damage Prevention Ordinance.