



WEEKLY REPORT TO THE CITY COUNCIL

October 28, 2021

Members of the City Council
City of Tacoma, Washington

Dear Mayor and Council Members:

ITEMS OF INTEREST

1. The City Manager's Office provides the attached approved **Purchase Contract Awards** for the week of October 25, 2021.
2. Public Works Director Kurtis Kingsolver provides the attached **Public Works Engineering Capitol Projects** memorandum.
3. Mayor Victoria Woodards provides the attached **Council Action Memorandum** appointing Andrea Cobb to the Board of Trustees for the Tacoma Public Library to serve a five-year term to expire January 19, 2027.
4. Please see the attached City of Tacoma **Weekly Meeting Schedule**.
5. Acting Police Chief Wade provides the attached **Weekly Crime Report**.
6. City-funded Temporary and Emergency Shelter Performance: The City posts weekly information about its Temporary and Emergency Shelter locations including current census, number of available beds and exits to housing. **This information can be found at <https://cms.cityoftacoma.org/NCS/City%20Authorized%20Emergency%20Shelter%20Sites/Weeklydataupdate.pdf>** and is updated weekly.
7. Senior Meal Delivery: Access to healthy meals is important to our senior population and the City has adjusted contracted services during the COVID-19 pandemic to ensure seniors can still access food while senior centers are not operating. The City's contracted partner ensured pickup and delivery of **237 meals for the week of October 18- 22, 2021**.
8. Rental Assistance: **The rental assistance portal is open! Residents may find more information at <https://www.piercecountywa.gov/7142/Rental-Assistance>**. The program provides up to 12 months of assistance dating back to March 2020 and serves households up to 80% of Pierce County Area Median Income. Applicants may also qualify for utility assistance through the program. The City remains committed to reducing racial disparities in our service delivery and for this reason has a goal of providing at least 45% of the assistance to households headed by persons of color. In 2020, 638 households received assistance from the Tacoma Rental Assistance Program. Of those 638, 78% were households with the head of household identifying as a person of color. In 2021, 62% of households served to date are headed by persons of color.

In 2021, the City has provided 559 households with \$3,937,467 in rental assistance (**this is an increase of 19 households and \$138,540 in assistance over last report**) and 1,244 households with \$1,526,032 with utility assistance (**this is an increase of 53 households and \$72,345 in assistance over last report**). TPU has fully expended their portion of Emergency Rental Assistance 1 (ERA 1) funds and is now utilizing Emergency Rental Assistance 2 funds. We expect the remaining portion of our ERA 1 funds (dedicated to rental assistance) to be expended by mid-November. Once the ERA 1 funding is expended, we will begin expenditure of ERA 2 funds in the amount of \$5.2M, which is available through 2025. The City's Rental Assistance Fund at the Greater Tacoma Community Foundation has received 28 gifts totaling \$30,820.

STUDY SESSION/WORK SESSION

9. **The Council Study Session of Tuesday, November 2, 2021, will be conducted virtually.** The meeting can be heard by dialing (253) 215 – 8782 or through Zoom at: www.zoom.us/j/89496171192 and entering the meeting ID 894 9617 1192; and passcode 896569 when prompted. This meeting will be broadcast on TV Tacoma and live streamed on Facebook.

Discussion items will include: (1) **Multi-Family Tax Exemption Program**; (2) **Mid-Biennium Budget Modifications**; (3) **Basic Life Support Transport Program Update**; (4) **Systems Transformation**; (5) **Other Items of Interest: Government Performance and Finance Committee Recommendations for In-Person Meetings & Manuel Ellis Investigation Update**; (6) **Committee Reports**; (7) **Agenda Review and City Manager's Weekly Report**.

On our first agenda item, Council Member John Hines will be presenting on the Government Performance and Finance Committee's recommendations on the **Multi-Family Property Tax Exemption program**.

On our second agenda item, City Manager Elizabeth Pauli and Budget Officer Katie Johnston will present the **City Manager's recommendations, proposals, and process of the Mid-Biennium Modification**, which will amend the 2021-2022 Biennial Budget.

On our third agenda item, the Tacoma Fire Department will provide an **update on the 2021 Basic Life Support Transport program (BLS)** and the plan for future deployment of additional transportation units.

On our fourth agenda item, City Manager Elizabeth Pauli will provide an update on **systems transformation**.

Under other items if interest, the following items will be discussed:

- **Government Performance and Finance Committee's Recommendations for In-Person Meetings**
- **Manuel Ellis Investigation Update**

10. The updated **Tentative City Council Forecast and Consolidated Standing Committee Calendars** are attached for your information.

MARK YOUR CALENDARS

11. There are no new events currently.

Sincerely,

A handwritten signature in cursive script, appearing to read "Elizabeth Pauli".

Elizabeth Pauli
City Manager

EAP:ram

Purchase Contract Awards
For Weekly Report to the City Manager

Week of October 25, 2021

Specification	Description	Awardee	Amount
PW20-0261F	Increase Contract for South 19th Street Signal & Crosswalk Improvements at Yakima Avenue and Tacoma Avenue	Global Contractors LLC	\$20,000.00, plus any applicable taxes, for a cumulative total of \$520,000.00, plus any applicable taxes
PW20-0015F	Revitalizing Tacoma's Brewery District	Active Construction Inc	\$6,605,605.00, plus a 15 percent contingency, for a cumulative total of \$7,596,445.75, plus any applicable taxes



City of Tacoma

City Manager Action Memorandum

TO: Elizabeth A. Pauli, City Manager or delegee
FROM: for Kurtis D. Kingsolver, P.E., Public Works Director/City Engineer JJ
 Sue O'Neill, Assistant Division Manager, Public Works Engineering
COPY: City Manager, City Council, City Clerk, EIC Coordinator, LEAP Coordinator, and
 Tina Eide, Senior Buyer, Finance/Purchasing
SUBJECT: Increase Contract for South 19th Street Signal & Crosswalk Improvements at
 Yakima Avenue and Tacoma Avenue –
 Request for Bids Specification No. PW20-0261F, Contract Number CW2240572
DATE: October 14, 2021

Pursuant to the City of Tacoma March 12, 2020, state of emergency proclamation in response to COVID-19, made in accordance with Tacoma Municipal Code Chapter 1.10., contract awards for purchases must be approved by the City Manager or delegee.

RECOMMENDATION SUMMARY:

The Public Works Department requests approval to increase Contract Number CW2240572, to Global Contractors LLC, Eatonville, WA, by \$20,000.00, plus any applicable taxes, for improvements to traffic signal phasing and the visibility of pedestrian crosswalks at the South 19th Street intersections with Yakima Avenue and Tacoma Avenue. This increase will bring the contract to a cumulative total of \$520,000.00, plus any applicable taxes.

STRATEGIC POLICY PRIORITY:

- Strengthen and support a safe city with healthy residents.
- Ensure all Tacoma residents are valued and have access to resources to meet their needs.
- Assure outstanding stewardship of the natural and built environment.
- Encourage and promote an efficient and effective government, which is fiscally sustainable and guided by engaged residents.

Pedestrian safety will be improved by completing work at these intersections including the addition of protected left-turn phasing and high visibility crosswalks across all legs. This project is one of the priority project locations identified in the City of Tacoma Local Road Safety Plan: A Strategic Risk-Based Assessment.

BACKGROUND:

The City received grant funding through the Highway Safety Improvement Program to complete the current project and provide safety improvements at crossings along South 19th Street at Yakima Avenue and Tacoma Avenue. Completing these improvements will increase intersection crossing safety at these locations.

ISSUE: Construction costs have exceeded the original contract amount due to cost increases resulting from unanticipated pavement thicknesses, added structural fill needs for roadway reconstruction, and signalization changes based on existing infrastructure conditions realized during construction. This contract did not require City Council approval at execution as it was below \$500,000.



City of Tacoma

ALTERNATIVES: The alternative is not to increase funding needed to complete the improvements. This could result in project audit findings and a requirement to return grant funding.

COMPETITIVE SOLICITATION:

Request for Bids Specification No. PW20-0261F was opened December 1, 2020. No companies were invited to bid in addition to normal advertising of the project. Nine submittals were received. Global Contractors LLC submitted a bid that resulted in the lowest evaluated submittal after consideration of Disadvantaged Business Enterprise (DBE) participation goals.

CONTRACT HISTORY: This contract was originally awarded to Global Contractors LLC as a result of Request for Bids Specification No. PW20-0261F in December 2020 for \$454,976.00, plus applicable taxes.

In September 2021, the contract was administratively increased by \$45,024.00, bringing the cumulative total to \$500,000.00.

SUSTAINABILITY: The project will improve the City's infrastructure and crossing safety; promote active transportation options; and employ a local, underutilized small business for a portion of the construction.

EIC/LEAP COMPLIANCE: Not applicable.

DISADVANTAGED BUSINESS ENTERPRISE (DBE): The recommended contract is in compliance with 49 Code of Federal Regulations Part 26, per memorandum dated December 16, 2020. The DBE goal for this project is 3 percent and the DBE participation is 73.63 percent. The designated training hours for this project are zero hours.



City of Tacoma

FISCAL IMPACT:**EXPENDITURES:**


FUND NUMBER & FUND NAME	COST OBJECT (CC/WBS/ORDER)	COST ELEMENT	TOTAL AMOUNT
1060-CAPTL (PW Street Capital Projects)	PWK-G0039-05-01	5330100	\$20,000
TOTAL			Up to \$20,000

REVENUES:

FUNDING SOURCE	COST OBJECT (CC/WBS/ORDER)	COST ELEMENT	TOTAL AMOUNT
WSDOT HSIP Grant	PWK-G0039-FS-03	4332270	\$20,000
TOTAL			\$20,000


FISCAL IMPACT TO CURRENT BIENNIAL BUDGET: \$20,000**ARE THE EXPENDITURES AND REVENUES PLANNED AND BUDGETED? Yes****IF EXPENSE IS NOT BUDGETED, PLEASE EXPLAIN HOW THEY ARE TO BE COVERED. N/A**


APPROVED


DocuSigned by:

 32F840585F1B401...

10/20/2021

Elizabeth A. Pauli, City Manager (or delegee)

DS 10/19/2021


DS 10/19/2021


DS 10/20/2021




City of Tacoma

City Manager Action Memorandum

TO: Elizabeth A. Pauli, City Manager or designee

FROM: for Kurtis D. Kingsolver, P.E., Public Works Director/City Engineer JJ
for Michael P. Slevin III, P.E., Director, Environmental Services CMS
Sue O'Neill, Assistant Division Manager, Public Works Engineering

COPY: City Manager, City Council, City Clerk, EIC Coordinator, LEAP Coordinator, and
Doreen Klaaskate, Senior Buyer, Finance/Purchasing

SUBJECT: Revitalizing Tacoma's Brewery District –
Request for Bids Specification No. PW20-0015F

DATE: October 14, 2021

Pursuant to the City of Tacoma March 12, 2020, state of emergency proclamation in response to COVID-19, made in accordance with Tacoma Municipal Code Chapter 1.10., contract awards for purchases must be approved by the City Manager or designee.

RECOMMENDATION SUMMARY:

The Public Works Department recommends a contract be awarded to Active Construction Inc, Puyallup, WA, in the amount of \$6,605,605.00, plus a 15 percent contingency, for a cumulative total of \$7,596,445.75, plus any applicable taxes, budgeted from various departmental funds, for the installation of bicycle signal detection along the Fawcett Avenue Bicycle Boulevard and missing link bicycle lanes in the City's bicycle network, the restoration of approximately one mile of roadway, the construction of ADA curb ramps, pedestrian refuge islands, mid-block crossings, and the installation of other supporting signal equipment and bicycle amenities.

STRATEGIC POLICY PRIORITY:

- Strengthen and support a safe city with healthy residents.
- Ensure all Tacoma residents are valued and have access to resources to meet their needs.
- Assure outstanding stewardship of the natural and built environment.
- Encourage and promote an efficient and effective government, which is fiscally sustainable and guided by engaged residents.

By repaving the roadway surface, upgrading signal infrastructure, and upgrading curb ramps to ADA-compliance, this project ensures that residents have safe, equitable access to businesses and residences along the Fawcett Avenue corridor, by vehicular, bicycle, or pedestrian travel modes. This project ties into the City's existing bicycle network and has support from local business groups.

BACKGROUND:

Fawcett Avenue is a designated "Bicycle Boulevard" in the City's bicycle network and serves to connect residences, businesses, and other services along the corridor, in addition to being a missing link to the existing bicycle network in the area.

ISSUE: Currently there are gaps and unimproved areas in the City's bicycle network, of which Fawcett Avenue and South 15th Street are major components. The roadway surface is in poor



City of Tacoma

condition due to its age and frequent patching from previous utility work, frontage improvements, and other intermediary projects.

Non-ADA-compliant curb ramps exist at the majority of the intersections along Fawcett Avenue, and the signals do not currently feature proper timing, bicycle detection, or ADA-compliant push-button systems, all of which are important safety features for a bicycle boulevard.

ALTERNATIVES: The alternative to this project is to not add the missing link bicycle lanes on South 15th Street, to not add the bicycle amenities on the Fawcett Avenue Bicycle Boulevard, to continue patching the roadway surface instead of restoring it, and to leave the curb ramps non-compliant with ADA standards, none of which supports safe and equitable pedestrian, bicycle, and vehicle travel for Tacoma residents.

COMPETITIVE SOLICITATION:

Request for Bids Specification No. PW20-0015F was opened August 10, 2021. No companies were invited to bid in addition to normal advertising of the project. Three submittals were received. Active Construction Inc submitted a bid that resulted in the lowest evaluated submittal after consideration of Disadvantaged Business Enterprise (DBE) participation goals. Pacific Civil & Infrastructure Inc was deemed non-responsive due to failing to submit the List of Subcontractor Categories of Work and for failing to submit the required DBE documents within 48 hours of bid opening.*

The table below reflects the amount of the base award.

<u>Respondent</u>	<u>Location</u>	<u>Submittal Amount</u>
Active Construction Inc	Puyallup, WA	\$6,605,605.00
Tucci & Sons Inc	Tacoma, WA	\$6,898,141.50
Pacific Civil & Infrastructure Inc	Sumner, WA	\$7,270,519.10*

Pre-bid Estimate: \$5,605,535.00

The recommended award is 17.8 percent above the pre-bid estimate.

Based on the estimated working days, staff believes this project will result in 4,138 labor hours.

CONTRACT HISTORY: New contract.

SUSTAINABILITY: This project will improve the City's infrastructure and safety of residents by providing a new driving surface for non-motorized and motorized travel, as well as by installing bicycle detection at intersections. ADA-compliant curb ramps will be installed as part of the contract, along with ADA-compliant push-button systems, addressing social equity factors including ergonomic and human health impacts.

EIC/LEAP COMPLIANCE: Not applicable.

DISADVANTAGED BUSINESS ENTERPRISE (DBE): The recommended contract is in compliance with 49 Code of Federal Regulations Part 26, per memorandum dated August 31, 2021. The DBE goal for this project is 19 percent and the DBE participation is 19.76 percent. The designated training hours for this project are 800 hours.



City of Tacoma

FISCAL IMPACT:**EXPENDITURES:**

FUND NUMBER & FUND NAME *	COST OBJECT (CC/WBS/ORDER)	COST ELEMENT	TOTAL AMOUNT
1060-CAPTL (PW Street Capital Projects)	PWK-G0032-05-01	5330100	\$4,410,945.03
4600 13-WC 2013 Bond Fund	WTR-00604-01-07-03	5330100	\$2,094,645.82
ES Surface Water Utility Fund 4301	ENV-03031-22-04	5330100	\$297,335.64
ES Wastewater Utility Fund 4300	ENV-04023-14-04	5330100	\$159,188.07
Tacoma Power CBD A&R Fund 4700	PWR-01088-03-02	5330100	\$634,331.19
TOTAL			Up to \$7,596,445.75

REVENUES:

FUNDING SOURCE	COST OBJECT (CC/WBS/ORDER)	COST ELEMENT	TOTAL AMOUNT
WSDOT HSIP Grant	PWK-G0026-FS-04	4332270	\$230,000.00
PSRC TAP Grant			\$1,834,043.00
Streets Initiative Revenues	PWK-G0026-FS-02	6311108	\$2,346,902.03
Tacoma Power CBD A&R Fund 4700		6311200	\$634,331.19
4600 13-WC 2013 Bond Fund		6311163	\$2,094,645.82
ES Surface Water Utility Fund 4301		Rate Revenues	\$297,335.64
ES Wastewater Utility Fund 4300		Rate Revenues	\$159,188.07
TOTAL			\$7,596,445.75



City of Tacoma

FISCAL IMPACT TO CURRENT BIENNIAL BUDGET: \$7,596,445.75

ARE THE EXPENDITURES AND REVENUES PLANNED AND BUDGETED? Yes




IF EXPENSE IS NOT BUDGETED, PLEASE EXPLAIN HOW THEY ARE TO BE COVERED. N/A

APPROVED

DocuSigned by: 10/26/2021

32F840585F1B401...

Elizabeth A. Pauli, City Manager (or designee)

 DS	10/22/2021	 DS	10/26/2021	 DS	10/26/2021
---	------------	---	------------	---	------------



TO: Elizabeth A. Pauli, City Manager
FROM: Kurtis D. Kingsolver, P.E., Public Works Director/City Engineer *kk*
CC: Tadd Wille, Deputy City Manager
SUBJECT: Public Works Engineering Capital Projects
DATE: October 18, 2021

The Public Works Department is pleased to provide the attached update to our capital projects planning document. The purpose of this document is to provide additional information regarding funding, costs, and schedules for active capital projects within Public Works. Updates include changes to project schedules and funding, the addition of new projects, and deletion of projects that are complete. The document lists projects in categories according to work phase with projects in design listed first, followed by projects in advertisement, construction, and closeout. The update also includes Public Works support services for Tacoma Rail projects, Neighborhood and Community Services projects, Community and Economic Development projects, and others.

This project list is a result of the residents of Tacoma approving the Street Initiatives (Proposition No. 3 and Transportation Benefit District Proposition A) in November 2015 to fund additional maintenance and improvements to transportation infrastructure. The project funding sources include Propositions A and No. 3, other City funds, grants, gas tax, and City utility funds. Several of the projects are currently funded for design only with construction funding sources to be determined.

Please note this is a planning document that is subject to change as new funding becomes available and as progress is made on capital projects, whether it be in design and/or construction. Questions regarding this document can be addressed by Chris Larson, Public Works Engineering Division Manager, at 253-591-5538 or clarson@cityoftacoma.org.

Attachment: Capital Projects Planning Document, October 2021

Public Works Engineering Capital Projects Funding, Cost and Schedule

Capital Projects		Total Funding	Total Projected Cost	Funding Sources	Current Phase	Tentative Schedule		2021			2022												2023							
								Oct	Nov	Dec	Jan	Feb	Mar	Apr	May	Jun	Jul	Aug	Sep	Oct	Nov	Dec	Jan	Feb	Mar	Apr	May	Jun	Jul	Aug
Projects in Planning																														
1	Tac Spur Stadium NB Rmp (08 TaSpur D)	\$2,738,340	\$2,738,340	BRAC - \$2,688,316 Fund 1085 - \$50,024	Planning	Planning	10/21	12/21	PL	PL	PL	D	D	D	D	D	D	D	D	D	D	D	D	D	D	D				
						Design	1/22	12/22																						
						DBDesign																								
						ROW																								
						AdAward	1/23	3/23																						
						Construction	4/23	12/23																						
						DBConst																								
CloseOut																														
Other																														
2	Tac Spur Stadium SB Rmp (08 TaSpur A)	\$2,758,028		BRAC - \$2,707,673 Fund 1085 - \$50,355	Planning	Planning	10/21	12/21	PL	PL	PL	D	D	D	D	D	D	D	D	D	D	D	D	D	D	D				
						Design	1/22	12/22																						
						DBDesign																								
						ROW																								
						AdAward	1/23	3/23																						
						Construction	4/23	12/23																						
						DBConst																								
CloseOut																														
Other																														
3	SR509 Double Track	\$60,000	\$60,000	Tacoma Rail - \$60,000	Planning	Planning	8/21	12/21	PL	PL	PL																			
						Design																								
						DBDesign																								
						ROW																								
						AdAward																								
						Construction																								
						DBConst																								
CloseOut																														
Other																														
4	E 38th St (E Portland Ave-SR 7)	\$1,361,000	\$1,361,000	Misc. - \$1,361,000	Planning	Planning	1/22	12/22				D	D	D	D	D	D	D	D	D	D	D	D	D	D	D				
						Design																								
						DBDesign																								
						ROW																								
						AdAward	1/23	3/23																						
						Construction	4/23	12/23																						
						DBConst																								
CloseOut																														
Other																														
5	Schuster Parkway Trail	\$4,000,000	\$4,000,000	Connecting Washington - \$4,000,000	Planning	Planning	8/21	2/22	PL	PL	PL	PL	PL	D	D	D	D	D	D	D	D	D	D	D	D	D				
						Design	3/22	12/23																						
						DBDesign																								
						ROW	1/24	6/25																						
						AdAward																								
						Construction																								
						DBConst																								
CloseOut																														
Other																														
6	Pedestrian Accessibility Improvements (~400 curb ramps)	\$3,000,000	\$3,000,000	Misc. - \$3,000,000	Planning	Planning	3/22	12/22						D	D	D	D	D	D	D	D	D	D	D	D	D				
						Design																								
						DBDesign																								
						ROW	1/23	8/23																						
						AdAward	9/23	11/23																						
						Construction	1/24	12/24																						
						DBConst																								
CloseOut																														
Other																														
7	E Portland Ave (E 56th St – E 64th St)	\$1,130,000	\$1,130,000	Misc. - \$1,130,000	Planning	Planning	1/22	12/22				D	D	D	D	D	D	D	D	D	D	D	D	D	D	D				
						Design																								
						DBDesign																								
						ROW																								
						AdAward	1/23	3/23																						
						Construction	4/23	12/23																						
						DBConst																								
CloseOut																														
Other																														

Public Works Engineering Capital Projects Funding, Cost and Schedule

CAPITAL PROJECTS		TOTAL FUNDING	TOTAL PROJECTED COST	FUNDING SOURCES	CURRENT PHASE	TENTATIVE SCHEDULE			2021			2022												2023								
									Oct	Nov	Dec	Jan	Feb	Mar	Apr	May	Jun	Jul	Aug	Sep	Oct	Nov	Dec	Jan	Feb	Mar	Apr	May	Jun	Jul	Aug	Sep
8	S Cedar Street Active Transportation Enhancements: S 15th St to S Center St	\$1,516,630	\$1,516,630	WSDOT Bike Ped - \$1,166,630 Fund 1085 - \$350,000	Planning	Planning Design DBDesign ROW AdAward Construction DBConst CloseOut Other	10/21 3/22 7/22 11/22 2/23 10/23	2/22 6/22 10/22 1/23 9/23 12/23	PL	PL	PL	PL	PL	D	D	D	D	RW	RW	RW	RW	Ad	Ad	Ad	CN	CN	CN	CN	CN	CN	CN	CN
9	Manitou Elementary SRTS	\$598,091	\$543,091	SRTS Grant - \$543,091 Fund 1085 - \$55,000	Planning	Planning Design DBDesign ROW AdAward Construction DBConst CloseOut Other	10/21 3/22 7/22 11/22 2/23 7/23	2/22 6/22 10/22 1/23 6/23 9/23	PL	PL	PL	PL	PL	D	D	D	D	RW	RW	RW	RW	Ad	Ad	Ad	CN	CN	CN	CN	CN	CO	CO	CO
Projects in Design																																
1	Streets Initiative #15 (McKinley Park Area)	\$1,235,000	\$1,235,000	Fund 1085 - \$1,235,000	Design	Planning Design DBDesign ROW AdAward Construction DBConst CloseOut Other	5/20 1/22 4/22 9/22	12/21 3/22 8/22 10/22	D	D	D	Ad	Ad	Ad	CN	CN	CN	CN	CN	CO	CO											
2	Portland Avenue Freight and Access Improvements	\$442,337	\$4,400,000	PSRC Fed - \$376,967 Fund 1085 - \$65,370	Design	Planning Design DBDesign ROW AdAward Construction DBConst CloseOut Other	1/21	12/22	D	D	D	D	D	D	D	D	D	D	D	D	D	D										
3	East 64th Phase 2 (McKinley to Portland)	\$665,000	\$8,919,000	Fund 1085 - \$665,000	Design	Planning Design DBDesign ROW AdAward Construction DBConst CloseOut Other	9/19 1/22 1/23 4/23	12/21 12/22 3/23 12/23	D	D	D	RW	RW	RW	RW	RW	RW	RW	RW	RW	RW	RW	RW	Ad	Ad	Ad	CN	CN	CN	CN	CN	CN
4	Puyallup River Railroad Bridge Maintenance & Repairs	\$595,000	\$595,000	Tacoma Rail - \$595,000	Design	Planning Design DBDesign ROW AdAward Construction DBConst CloseOut Other	1/21 11/21 2/22	10/21 1/22 3/22	D	Ad	Ad	Ad	CN	CN																		
5	Tacoma Mall - Madrona	\$1,500,000	\$1,500,000	Fund 1085 - \$1,500,000	Design	Planning Design DBDesign ROW AdAward Construction DBConst CloseOut Other	5/20	10/21	D																							

Public Works Engineering Capital Projects Funding, Cost and Schedule

CAPITAL PROJECTS	TOTAL FUNDING	TOTAL PROJECTED COST	FUNDING SOURCES	CURRENT PHASE	TENTATIVE SCHEDULE			2021			2022												2023																																																																																																																																																																																																																																																																																																																																																																																																																																																																																																																																																		
								Oct	Nov	Dec	Jan	Feb	Mar	Apr	May	Jun	Jul	Aug	Sep	Oct	Nov	Dec	Jan	Feb	Mar	Apr	May	Jun	Jul	Aug	Sep																																																																																																																																																																																																																																																																																																																																																																																																																																																																																																																																										
6 Streets Initiative #35 (N. Cheyenne Street)	\$570,000	\$570,000	Fund 1085 - \$570,000	Design	Planning	1/20	8/21																																																																																																																																																																																																																																																																																																																																																																																																																																																																																																																																																																		

Public Works Engineering Capital Projects Funding, Cost and Schedule

CAPITAL PROJECTS		TOTAL FUNDING	TOTAL PROJECTED COST	FUNDING SOURCES	CURRENT PHASE	TENTATIVE SCHEDULE		2021			2022												2023								
								Oct	Nov	Dec	Jan	Feb	Mar	Apr	May	Jun	Jul	Aug	Sep	Oct	Nov	Dec	Jan	Feb	Mar	Apr	May	Jun	Jul	Aug	Sep
14	Damaged Streetlight & Circuit Replacement	\$850,000	\$850,000	REET - \$850,000	Design	Planning Design DBDesign ROW AdAward Construction DBConst CloseOut Other	6/19	12/21	D	D	D																				
15	Streets Initiative #37 (Concrete Panels)	\$2,000,000	\$2,000,000	Fund 1085 - \$2,000,000	Design	Planning Design DBDesign ROW AdAward Construction DBConst CloseOut Other	1/21 10/21	9/21 3/22	D	D	D	D	D	D	Ad	Ad	Ad	CN	CN	CN	CN	CN	CN	CN	CN	CN	CN	CN	CN		
16	Sheridan Ave 61st to 72nd Arterial Street Improvements	\$400,000	\$5,400,000	REET - \$400,000	Design	Planning Design DBDesign ROW AdAward Construction DBConst CloseOut Other	1/20 12/21	11/21 8/22	D	D	RW	RW	RW	RW	RW	RW	RW	RW	RW												
17	Streets Initiative #23 (Between 6th Ave to S 12th & Lawrence to Pine)	\$1,900,000	\$1,900,000	Fund 1085 - \$1,900,000	Design	Planning Design DBDesign ROW AdAward Construction DBConst CloseOut Other	11/19 1/22 4/22	12/21 3/22 9/22	D	D	D	Ad	Ad	Ad	CN	CN	CN	CN	CN	CN	CO	CO									
18	South I Street Overlay	\$1,016,641	\$1,016,641	PSRC Fed - \$765,315 Fund 1085 - \$251,326	Design	Planning Design DBDesign ROW AdAward Construction DBConst CloseOut Other	1/21 1/22 4/22	12/21 3/22 7/22	D	D	D	Ad	Ad	Ad	CN	CN	CN	CN	CO	CO	CO										
19	I-5/S 56th Interchange	\$1,259,269	\$1,259,269	Misc. - \$1,259,269	Design	Planning Design DBDesign ROW AdAward Construction DBConst CloseOut Other	5/20 1/21 12/21	2/01 11/21 2/22	D	D	Ad	Ad	Ad	CN	CN	CN	CN	CN	CO	CO											
20	Rialto & Theater On the Square Security Improvements	\$200,000	\$200,000	Misc. - \$200,000	Design	Planning Design DBDesign ROW AdAward Construction DBConst CloseOut Other	1/21 11/21	10/21 1/22	D	Ad	Ad	Ad	CN	CO																	
21	S. 21 Street & C Street Signal	\$1,173,735	\$1,173,735	HSIP - \$1,158,635 Fund 1085 - \$15,100	Design	Planning Design DBDesign ROW AdAward Construction DBConst CloseOut Other	7/21 3/22 10/22	2/22 9/22 12/22	D	D	D	D	D	RW	RW	RW	RW	RW	RW	Ad	Ad	Ad	CN	CN	CN	CN	CN	CO			

Public Works Engineering Capital Projects Funding, Cost and Schedule

CAPITAL PROJECTS		TOTAL FUNDING	TOTAL PROJECTED COST	FUNDING SOURCES	CURRENT PHASE	TENTATIVE SCHEDULE		2021			2022												2023												
								Oct	Nov	Dec	Jan	Feb	Mar	Apr	May	Jun	Jul	Aug	Sep	Oct	Nov	Dec	Jan	Feb	Mar	Apr	May	Jun	Jul	Aug	Sep				
22	Puyallup Avenue: S C St to Portland	\$2,500,000	\$25,088,600	FHWA (STP) - \$2,162,500 Fund 1085 - \$337,500	Design	Planning Design DBDesign ROW AdAward Construction DBConst CloseOut Other	1/21 6/21 2/23				D	D	D	D	D	D	D	D	D	D	D	D	D	D	D	D	D								
23	Commerce Street Railing	\$25,000	\$25,000	Misc. - \$25,000	Design	Planning Design DBDesign ROW AdAward Construction DBConst CloseOut Other	11/21 11/21			D		Ad		Ad	Ad	CN	CN																		
24	Streets Initiative #18 (S 19th Street)	\$3,040,000	\$3,040,000	Fund 1085 - \$3,040,000	Design	Planning Design DBDesign ROW AdAward Construction DBConst CloseOut Other	7/21 4/22			D	D	D		D	D	D	D	RW	RW	RW	RW	RW	RW	RW	RW	RW	Ad	Ad	Ad	CN	CN	CN	CN	CN	CN
25	TPU Admin Street & Crossing Improvements	\$1,055,900	\$1,055,900	TPU - \$1,055,900	Design	Planning Design DBDesign ROW AdAward Construction DBConst CloseOut Other	1/21 11/21			D	D	Ad		Ad	Ad	CN	CN	CN	CN	CN		CO	CO												
26	Streets Initiative #30 (S Tacoma near & including Railroad St)	\$1,554,544	\$1,554,544	Fund 1085 - \$1,554,544	Design	Planning Design DBDesign ROW AdAward Construction DBConst CloseOut Other	5/20 2/22			D	D	D		D	D	Ad	Ad	Ad	CN	CN	CN	CN	CN	CN	CO	CO									
Projects in ROW																																			
1	Prairie Line Trail Phase II	\$7,872,312	\$7,872,312	REET - \$780,986 Fund 1060 MVFT - \$179,326 General Fund - \$37,000 Fund 1085 - \$375,000 FHWA (STP) - \$4,400,000 Fund 1085 - \$2,100,000	ROW	Planning Design DBDesign ROW AdAward Construction DBConst CloseOut Other	4/15 5/18 12/18				RW	RW	RW												Ad	Ad	Ad	CN	CN	CN	CN	CN	CN	CN	
2	Water Ditch Trail Phase III Final Design & ROW	\$11,186,115	\$377,955	REET - \$136,991 CMAQ - \$89,907 Fund 1060 MVFT - \$51,057 Fund 1085 - \$100,000 Metro Parks - \$250,000 CMAQ - \$2,273,631 Fund 1085 - \$2,370,887 FHWA (STP) - \$3,316,860 Fund 1085 - \$2,596,782	ROW	Planning Design DBDesign ROW AdAward Construction DBConst CloseOut Other	8/17 7/19				RW	RW	RW	RW	RW	RW	RW	RW	RW	RW	RW	RW	Ad	Ad	Ad	Ad	CN	CN	CN	CN	CN	CN	CN	CN	

Public Works Engineering Capital Projects Funding, Cost and Schedule

CAPITAL PROJECTS	TOTAL FUNDING	TOTAL PROJECTED COST	FUNDING SOURCES	CURRENT PHASE	TENTATIVE SCHEDULE		2021			2022												2023								
							Oct	Nov	Dec	Jan	Feb	Mar	Apr	May	Jun	Jul	Aug	Sep	Oct	Nov	Dec	Jan	Feb	Mar	Apr	May	Jun	Jul	Aug	Sep
3	Links to Opportunity (TOD) Streetscape ROW & Construction	\$12,280,000	Fund 1085 - \$1,820,000 Misc. - \$2,000,000 Misc. - \$3,500,000 REET - \$3,000,000 Dept. Com. (St) - \$1,960,000	ROW	Planning Design DBDesign ROW AdAward Construction DBConst CloseOut Other	9/19 12/21 1/22 3/22 4/22 8/23 9/23 11/23	RW	RW	RW	Ad	Ad	Ad	CN	CN	CN	CN	CN	CN	CN	CN	CN	CN	CN	CN	CN	CN	CN	CO		
4	6th Avenue Pedestrian Crossing Safety Improvements	\$3,973,924	HSIP - \$3,022,424 Fund 1085 - \$401,500 REET - \$550,000	ROW	Planning Design DBDesign ROW AdAward Construction DBConst CloseOut Other	5/19 8/19 9/19 9/21 10/21 7/22 8/22 10/22 1/23 8/23 9/23 11/23	RW	RW	RW	RW	RW	RW	RW	RW	RW	RW	Ad	Ad	Ad					CN	CN	CN	CN	CN	CN	CO
Projects in Ad-Award																														
1	Transfer Lead Upgrades (Bootjack)	\$250,000	Tacoma Rail - \$250,000	Ad-Award	Planning Design DBDesign ROW AdAward Construction DBConst CloseOut Other	5/21 9/21 10/21 11/21 12/21 1/22	Ad	Ad	CN	CN																				
2	Sidewalk Beveling Pilot Project	\$25,000	Fund 1085 - \$25,000	Ad-Award	Planning Design DBDesign ROW AdAward Construction DBConst CloseOut Other	9/21 10/21 11/21 1/22	Ad	CN	CN	CN																				
3	Revitalizing Brewery District	\$7,116,829	HSIP - \$0 Fund 1085 - \$1,580,000 Storm Fund - \$381,730 ES Sanitary - \$96,446 Power - \$241,733 Water - \$1,719,348 TAP Grant - \$2,366,000 Fund 1085 - \$731,572	Ad-Award	Planning Design DBDesign ROW AdAward Construction DBConst CloseOut Other	11/18 9/19 10/19 5/21 6/21 12/21 1/22 8/22 9/22 11/22	Ad	Ad	Ad	CN	CN	CN	CN	CN	CN	CN	CN	CO	CO	CO										
Projects in Construction																														
1	56th and Cirque Drive Corridor Ph 2	\$9,456,184	Fund 1060 MVFT - \$207,750 REET - \$133,524 FHWA (STP) - \$489,250 FHWA (STP) - \$6,955,729 Fund 1085 - \$1,669,931	Construction	Planning Design DBDesign ROW AdAward Construction DBConst CloseOut Other	11/17 1/21 2/21 6/21 7/21 6/22 7/22 9/22	CN	CN	CN	CN	CN	CN	CN	CN	CN	CN	CO	CO	CO											
2	S 19th & Clay Huntington	\$731,403	Fund 1065 - \$10,000 WSDOT Bike Ped - \$613,193 Fund 1085 - \$108,210	Construction	Planning Design DBDesign ROW AdAward Construction DBConst CloseOut Other	12/19 12/20 1/21 4/21 9/21 1/22 2/22 4/22	CN	CN	CN	CN	CO	CO	CO																	

Public Works Engineering Capital Projects Funding, Cost and Schedule

CAPITAL PROJECTS	TOTAL FUNDING	TOTAL PROJECTED COST	FUNDING SOURCES	CURRENT PHASE	TENTATIVE SCHEDULE			2021			2022												2023								
								Oct	Nov	Dec	Jan	Feb	Mar	Apr	May	Jun	Jul	Aug	Sep	Oct	Nov	Dec	Jan	Feb	Mar	Apr	May	Jun	Jul	Aug	Sep
3 Streets Initiative #14 (Alder/Between Lawrence to Cedar and N 11th to N 21st)	\$3,479,250	\$3,479,250	Fund 1085 - \$260,000 Fund 1085 - \$3,200,000 REET - \$19,250	Construction	Planning Design DBDesign ROW AdAward Construction DBConst CloseOut Other	12/18 11/20 2/21 3/21 8/21 4/22	1/19 2/21 7/21 3/22 6/22	CN CN CN	CN	CN	CN	CN	CO	CO	CO																
4 East Locomotive Facility	\$4,000,000	\$4,000,000	Tacoma Rail - \$4,000,000	Construction	Planning Design DBDesign ROW AdAward Construction DBConst CloseOut Other	1/19 7/21 10/20 6/22	6/21 9/21 5/22 8/22	CN CN CN	CN	CN	CN	CN	CN	CO	CO	CO															
5 Asphalt Plant Auger Replacement	\$244,000	\$244,000	Street Ops - \$244,000	Construction	Planning Design DBDesign ROW AdAward Construction DBConst CloseOut Other	1/21 3/21 6/21	2/21 5/21 11/21	CN CN																							
6 Marine View Drive Crossing Improvements	\$1,406,180	\$1,406,180	Tacoma Rail - \$40,420 Rail Grant - \$682,880 Rail Grant - \$682,880	Construction	Planning Design DBDesign ROW AdAward Construction DBConst CloseOut Other	3/17 10/17 6/19 12/20 5/21	9/17 6/18 11/20 4/21 11/21	CN CN																							
7 2021 Striping	\$730,000	\$730,000	Fund 1085 - \$480,000 Multimodal - \$250,000	Construction	Planning Design DBDesign ROW AdAward Construction DBConst CloseOut Other	3/21 5/21 9/21 1/22	4/21 8/21 12/21 2/22	CN CN CN	CO	CO																					
8 Fawcett Avenue	\$3,543,290	\$3,543,290	Fund 1085 - \$1,630,000 WSDOT Bike Ped - \$1,013,290 Private - \$750,000 Fund 1065 - \$150,000	Construction	Planning Design DBDesign ROW AdAward Construction DBConst CloseOut Other	7/20 5/21 10/21 6/22	4/21 9/21 5/22 7/22	CN CN CN	CN	CN	CN	CN	CN	CO	CO																
9 Streets Initiative #22 (Between E 'N' St to Portland and E 28th to E Harrison)	\$2,300,000	\$2,300,000	Fund 1085 - \$2,300,000	Construction	Planning Design DBDesign ROW AdAward Construction DBConst CloseOut Other	1/20 1/21 7/21 12/21	5/20 6/21 11/21 1/22	CN CN CO	CO																						
10 East Portland Ave Corridor Safety Improvements	\$3,791,445	\$3,791,445	REET - \$350,000 Fund 1065 - \$300,000 Fund 1085 - \$131,742 HSIP - \$2,384,703 Misc. - \$500,000 Fund 1060 MVFT - \$125,000	Construction	Planning Design DBDesign ROW AdAward Construction DBConst CloseOut Other	3/18 10/20 8/21 4/22	9/20 3/21 3/22 6/22	CN CN CN	CN	CN	CN	CO	CO	CO																	

Public Works Engineering Capital Projects Funding, Cost and Schedule

CAPITAL PROJECTS		TOTAL FUNDING	TOTAL PROJECTED COST	FUNDING SOURCES	CURRENT PHASE	TENTATIVE SCHEDULE		2021			2022												2023																	
								Oct	Nov	Dec	Jan	Feb	Mar	Apr	May	Jun	Jul	Aug	Sep	Oct	Nov	Dec	Jan	Feb	Mar	Apr	May	Jun	Jul	Aug	Sep									
11	Convention Center Guard House	\$600,000	\$600,000	Misc. - \$600,000	Construction	Planning	4/19	6/20	CN	CN																														
				Design																																				
				DBDesign																																				
				ROW																																				
				AdAward		7/20					9/20																													
				Construction		10/20					11/21																													
				DBConst																																				
				CloseOut																																				
				Other																																				
12	6th Avenue (Titlow) Rail Crossing	\$1,481,098	\$1,481,098	Fund 1085 - \$60,000 WSDOT Grant - \$1,221,098 Fund 1065 - \$200,000	Construction	Planning	10/18	9/20	CN	CN	CN	CO	CO																											
				Design																																				
				DBDesign																																				
				ROW																																				
				AdAward		10/20								2/21																										
				Construction		10/21								12/21																										
				DBConst																																				
				CloseOut	1/22	2/22																																		
				Other																																				
13	S. 19th Street Rail Crossing	\$1,160,000	\$1,160,000	Misc. - \$1,150,000 Fund 1065 - \$10,000	Construction	Planning	10/18	9/20	CN	CN	CN	CO	CO																											
				Design																																				
				DBDesign																																				
				ROW																																				
				AdAward		10/20								2/21																										
				Construction		10/21								12/21																										
				DBConst																																				
				CloseOut	1/22	2/22																																		
				Other																																				
14	Taylor Way	\$28,023,378	\$28,023,377	FMSIB - \$2,500,000 PSRC Fed - \$1,384,300 PSRC Fed - \$4,000,000 Fund 1085 - \$1,770,824 ES Sanitary - \$837,590 PSE - \$1,036,985 NHFP - \$10,394,996 Fund 1085 - \$425,000	Construction	Planning	1/18	10/19	CN	CN	CO	CO	CO																											
				Design																																				
				DBDesign																																				
				ROW																																				
				AdAward		11/19								6/20																										
				Construction		7/20								11/21																										
				DBConst																																				
				CloseOut	12/21	2/22																																		
				Other																																				
				Tacoma Rail - \$750,000 Water - \$3,353,699 Prologis - \$10,000 DCT - \$156,500 Port of Tacoma - \$700,000 Misc. - \$703,484																																				
15	Streets Initiative #33 (East 56th)	\$965,000	\$965,000	Misc. - \$75,000 Metro Parks - \$80,000 Fund 1085 - \$810,000	Construction	Planning	5/20	1/21	CN	CN	CN	CN	CO	CO	CO																									
				Design																																				
				DBDesign																																				
				ROW																																				
				AdAward		2/21										7/21																								
				Construction		11/21										2/22																								
				DBConst																																				
				CloseOut	3/22	5/22																																		
				Other																																				
16	McKinley Ave Crosswalk Improvements E 36th & 37th	\$516,500	\$516,500	HSIP - \$358,500 Fund 1085 - \$158,000	Construction	Planning	1/20	10/20	CN	CN	CO	CO	CO	CO																										
				Design																																				
				DBDesign																																				
				ROW																																				
				AdAward		11/20									4/21																									
				Construction		5/21									11/21																									
				DBConst																																				
				CloseOut	12/21	3/22																																		
				Other																																				
Projects in Close Out																																								
1	S 19th Street Signal & Crosswalk Improvements S Yakima to Tacoma	\$657,161	\$657,161	HSIP - \$602,161 Fund 1085 - \$55,000	Close Out	Planning	1/20	9/20	CO	CO	CO	CO																												
				Design																																				
				DBDesign																																				
				ROW																																				
				AdAward		10/20							1/21																											
				Construction		7/21							9/21																											
				DBConst																																				
				CloseOut	10/21	1/22																																		
				Other																																				

Public Works Engineering Capital Projects Funding, Cost and Schedule

CAPITAL PROJECTS	TOTAL FUNDING	TOTAL PROJECTED COST	FUNDING SOURCES	CURRENT PHASE	TENTATIVE SCHEDULE	2021			2022												2023								
						Oct	Nov	Dec	Jan	Feb	Mar	Apr	May	Jun	Jul	Aug	Sep	Oct	Nov	Dec	Jan	Feb	Mar	Apr	May	Jun	Jul	Aug	Sep
Projects in Other																													
1	Ped/Bike Counts	\$234,000	\$234,000	HSIP - \$210,600 Fund 1085 - \$23,400	Other	Planning Design DBDesign ROW AdAward Construction DBConst CloseOut Other	11/20	11/21	o	o																			
2	Bridge Inspection	\$350,000	\$350,000	Fund 1060 MVFT - \$350,000	Other	Planning Design DBDesign ROW AdAward Construction DBConst CloseOut Other	1/19	12/23	o	o	o	o	o	o	o	o	o	o	o	o	o	o	o	o	o	o	o	o	
3	Foss Groundwater Monitoring	\$50,000	\$50,000	Fund 1060 MVFT - \$50,000	Other	Planning Design DBDesign ROW AdAward Construction DBConst CloseOut Other	4/22	4/22					o																
4	Curb Ramp Inventory	\$50,000	\$50,000	Fund 1085 - \$50,000	Other	Planning Design DBDesign ROW AdAward Construction DBConst CloseOut Other	1/18	12/21	o	o	o																		
5	House Demos, Board Ups, Nuisance Abatement	\$1		General Fund - \$1	Other	Planning Design DBDesign ROW AdAward Construction DBConst CloseOut Other	1/20	12/21	o	o	o																		
6	Material Testing for Street Ops				Other	Planning Design DBDesign ROW AdAward Construction DBConst CloseOut Other	1/01	1/01	o																				
7	Sidewalk Program	\$1,969,000	\$1,969,000	Fund 1065 - \$712,000 Fund 1060 MVFT - \$1,257,000	Other	Planning Desien DBDesign ROW AdAward Construction DBConst CloseOut Other	1/18	12/22	o	o	o	o	o	o	o	o	o	o	o	o	o	o							



TO: Elizabeth Paul, City Manager
FROM: Latasha Ware, Library Executive Assistant & Policy Analyst
Kate Larsen, Library Director and Melanie Harding, Chief Policy Analyst
COPY: Mayor Woodards and City Council Members
SUBJECT: Resolution appointing Andrea Cobb to the Library Board of Trustees, effective January 20, 2022
DATE: October 22, 2021

SUMMARY AND PURPOSE:

A resolution appointing Andrea Cobb to the Board of Trustees for the Tacoma Public Library to serve a five-year term to expire on January 19, 2027.

COUNCIL SPONSORS:

Mayor Victoria Woodards

ISSUE:

One member of the Tacoma Public Library (TPL) Board of Trustees, Wayne Williams fulfilled two terms as a Library Board Trustee. His position will become vacant at the end of the year. Therefore, a new Trustee needs to be appointed to fill this vacancy, and Andrea Cobb applied and expressed an interest in serving on the Board.

BACKGROUND:

The Library Board of Trustees was established per the Revised Code of Washington RCW 27.12.190. The Board consists of five members who are nominated by the Mayor and appointed by a majority vote of the City Council. The membership term is five years. For this round of Trustee recruitment TPL identified 16 potential candidates and narrowed the final list to 8 community leaders, 3 of which declined to apply as a Trustee at this time. The TPL Board's recommendation is to appoint Andrea Cobb who expressed great interest in serving on the TPL Board. They felt her school district board experience and significant engagements in education and learning arenas would be impactful.

STRATEGIC POLICY PRIORITY

This action best aligns with the City Council Strategic Policy Priority to encourage and promote an open, effective, results-oriented organization by ensuring the Board of Trustees of the Tacoma Public Library will have a full membership and can continue to oversee the management and operation of the Tacoma Public Library.

ALTERNATIVES:

There are no alternatives presented.

FISCAL IMPACT:

There is no fiscal impact related to this appointment.



MEETINGS FOR THE WEEK OF NOVEMBER 1, 2021 THROUGH NOVEMBER 5, 2021

TIME	MEETING	LOCATION
MONDAY, NOVEMBER 1, 2021		
5:30 PM	Tacoma Creates Advisory Board	Join Zoom Meeting at: https://zoom.us/j/81235852756 Telephonic: Dial 253-215-8782 Meeting ID: 812 3585 2756 Passcode: 065601
6:00 PM	Citizen Commission on Elected Salaries	Please contact Jamie Olson at jolson3@cityoftacoma.org
TUESDAY, NOVEMBER 2, 2021		
9:00 AM	Hearing Examiner's Hearing *	Please visit https://cityoftacoma.org/hearingexaminer
9:00 AM	Police Pension/Disability Board	Join Zoom Meeting at: https://zoom.us/j/83878171505 Telephonic: Dial 253-215-8782 Meeting ID: 838 7817 1505 Passcode: 858492
10:00 AM	Government Performance and Finance Committee	Join Zoom Meeting at: https://zoom.us/j/84416690206 Telephonic: Dial 253-215-8782 Meeting ID: 844 1669 0206 Passcode: 614650
11:00 AM	Bid Opening**	Please visit http://www.tacomapurchasing.org
NOON	City Council Study Session	Join Zoom Meeting at: https://zoom.us/j/89496171192 Telephonic: Dial 253-215-8782 Meeting ID: 894 9617 1192 Passcode: 896569
5:00 PM	City Council Meeting	Join Zoom Meeting at: https://zoom.us/j/84834233126 Telephonic: Dial 253-215-8782 Meeting ID: 848 3423 3126 Passcode: 349099
WEDNESDAY, NOVEMBER 3, 2021		
3:00 PM	Mayor's Youth Commission - Leadership Team	Join Zoom Meeting at: https://zoom.us/j/81791057813 Telephonic: Dial 253-215-8782 Meeting ID: 817 9105 7813 Passcode: 786070
3:00 PM	Tacoma-Pierce County Board of Health	Please visit https://www.tpchd.org/i-want-to-/about-us/board-of-health/board-of-health-meetings
5:00 PM	Planning Commission - CANCELLED	
THURSDAY, NOVEMBER 4, 2021		
7:30 AM	Tacoma Community Redevelopment Authority Board - CANCELLED	
9:00 AM	Hearing Examiner's Hearing *	Please visit https://cityoftacoma.org/hearingexaminer
10:00 AM	Fire Pension/Disability Board	Join Zoom Meeting at: https://zoom.us/j/83951268995 Telephonic: Dial 253-215-8782 Meeting ID: 839 5126 8995 Passcode: 535569
4:30 PM	Community Vitality and Safety Committee – SPECIAL MEETING	Join Zoom Meeting at: https://zoom.us/j/85961604917 Telephonic: Dial 253-215-8782 Meeting ID: 859 6160 4917 Passcode: 614650
5:00 PM	Civil Service Board Meeting & Study Session	Please contact Wendy Hobson at whobson@cityoftacoma.org
FRIDAY, NOVEMBER 5, 2021		
NOON	Housing Authority of the City of Tacoma Board of Commissioners Study Session	Please contact Sha Peterson at 253-207-4450



Meeting sites are accessible to people with disabilities. People with disabilities requiring special accommodations should contact the appropriate department(s) 48 hours prior to the meeting time.

* Hearing Examiner's Hearings and Local Improvement District Meetings meet on an as-needed basis. Please contact the Hearing Examiner's Office at (253) 591-5195 to confirm whether a meeting will be held this week. Hearings may be held at various times throughout the day.

** Bid Opening will be held on an as-needed basis. Please contact the Finance Procurement and Payables Office at 253-502-8468 or www.tacomapurchasing.org to confirm whether Bid Opening will be held.



Citywide Weekly Briefing for 18 October 2021 to 24 October 2021

The data is not National Incident Based Reporting System (NIBRS) compliant. Do not compare the results with any report using that standard. The data is dynamic and is subject to change and/or revision. The number of distinct offenses listed on a report are counted. This does not represent reports or individuals. All data is compared to last year for the same number of days or date range. Small numbers may cause large percent increases and decreases.

Offense Breakdown	7 Days		28 Days		Year to Date		7 Days	28 Days	YTD
	19-Oct-2020	18-Oct-2021	28-Sep-2020	27-Sep-2021	01-Jan-2020	01-Jan-2021			
	25-Oct-2020	24-Oct-2021	25-Oct-2020	24-Oct-2021	24-Oct-2020	24-Oct-2021			
Persons	77	58	307	335	3132	3556	24.7% ▼	9.1% ▲	13.5% ▲
Assault	72	51	286	312	2822	3276	29.2% ▼	9.1% ▲	16.1% ▲
Homicide (doesn't include Negligent/Justifiable)	0	1	1	1	23	23	NC	0.0%	0.0%
Kidnapping/Abduction	0	2	5	6	50	47	NC	20.0% ▲	6.0% ▼
Sex Offenses, Forcible	5	4	15	16	236	210	20.0% ▼	6.7% ▲	11.0% ▼
Property	440	480	1668	2214	16488	17803	9.1% ▲	32.7% ▲	8.0% ▲
Arson	2	6	7	13	112	204	200.0% ▲	85.7% ▲	82.1% ▲
Burglary/Breaking and Entering	54	53	188	222	1603	1641	1.9% ▼	18.1% ▲	2.4% ▲
Counterfeiting/Forgery	5	1	14	9	125	87	80.0% ▼	35.7% ▼	30.4% ▼
Destruction/Damage/Vandalism of Property	141	144	515	636	4732	5073	2.1% ▲	23.5% ▲	7.2% ▲
Fraud	16	8	59	44	704	507	50.0% ▼	25.4% ▼	28.0% ▼
Larceny/Theft	156	161	637	846	6909	7110	3.2% ▲	32.8% ▲	2.9% ▲
Motor Vehicle Theft	45	90	180	358	1648	2489	100.0% ▲	98.9% ▲	51.0% ▲
Robbery	15	12	39	51	355	399	20.0% ▼	30.8% ▲	12.4% ▲
Stolen Property	5	5	23	27	247	249	0.0%	17.4% ▲	0.8% ▲
Society	6	8	47	31	635	370	33.3% ▲	34.0% ▼	41.7% ▼
Drug/Narcotic	2	3	29	11	390	149	50.0% ▲	62.1% ▼	61.8% ▼
Pornography/Obscene Material	1	0	1	2	33	20	100.0% ▼	100.0% ▲	39.4% ▼
Prostitution	0	0	0	0	5	4	0.0%	0.0%	20.0% ▼
Weapon Law Violations	3	5	17	18	207	195	66.7% ▲	5.9% ▲	5.8% ▼
Citywide Totals	523	546	2022	2580	20255	21729	4.4% ▲	27.6% ▲	7.3% ▲

Last 7 Days

Notes:

- There was 1 Homicide offense during the last 7 days.
- 64.7% (33/51) of the Assaults were coded Simple Assault.
- There were 31 DV-related offenses.
- 64.5% (20/31) of the DV-related offenses were Persons.
- 35.3% (18/51) of the Assaults were DV-related.
- DV-related Offenses: 54 ↘ 31
- There were no Gang-Related offense(s) during the last 7 days.
- Theft from Motor Vehicle: 79 ↗ 87

Top 5 Locations - Compared to last year

- 4502 S Steele St: 3 ↗ 13
- 3910 N 28th St: 0 ↗ 6
- 5020 Main St: 0 ↗ 5
- 2424 S 41st St: 2 ↗ 5
- 2727 E D St: 0 ↗ 5

Top 5 Offense Locations - Compared to last year

- Parking Lot: 88 ↗ 115
- Street/Right Of Way: 70 ↗ 84
- Single Family Residence: 71 ↘ 47
- Apartment: 46 ↘ 39
- Drug Store: 17 ↗ 27



Sector 1 Weekly Briefing for 18 October 2021 to 24 October 2021

The data is not National Incident Based Reporting System (NIBRS) compliant. Do not compare the results with any report using that standard. The data is dynamic and is subject to change and/or revision. The number of distinct offenses listed on a report are counted. This does not represent reports or individuals. All data is compared to last year for the same number of days or date range. Small numbers may cause large percent increases and decreases.

Offense Breakdown	7 Days		28 Days		Year to Date		7 Days	28 Days	YTD
	19-Oct-2020	18-Oct-2021	28-Sep-2020	27-Sep-2021	01-Jan-2020	01-Jan-2021			
	25-Oct-2020	24-Oct-2021	25-Oct-2020	24-Oct-2021	24-Oct-2020	24-Oct-2021			
Persons	23	12	64	66	803	868	47.8% ▼	3.1% ▲	8.1% ▲
Assault	23	12	61	64	732	806	47.8% ▼	4.9% ▲	10.1% ▲
Homicide (doesn't include Negligent/Justifiable)	0	0	0	0	7	6	0.0%	0.0%	14.3% ▼
Kidnapping/Abduction	0	0	0	0	11	6	0.0%	0.0%	45.5% ▼
Sex Offenses, Forcible	0	0	3	2	52	50	0.0%	33.3% ▼	3.8% ▼
Property	105	112	363	512	3694	3953	6.7% ▲	41.0% ▲	7.0% ▲
Arson	1	0	2	3	36	88	100.0% ▼	50.0% ▲	144.4% ▲
Burglary/Breaking and Entering	14	16	48	54	362	357	14.3% ▲	12.5% ▲	1.4% ▼
Counterfeiting/Forgery	3	0	4	3	24	24	100.0% ▼	25.0% ▼	0.0%
Destruction/Damage/Vandalism of Property	41	37	114	165	1142	1298	9.8% ▼	44.7% ▲	13.7% ▲
Fraud	2	1	8	5	113	94	50.0% ▼	37.5% ▼	16.8% ▼
Larceny/Theft	30	37	125	195	1573	1416	23.3% ▲	56.0% ▲	10.0% ▼
Motor Vehicle Theft	9	16	46	71	319	507	77.8% ▲	54.3% ▲	58.9% ▲
Robbery	4	4	10	10	74	95	0.0%	0.0%	28.4% ▲
Stolen Property	0	1	5	4	41	58	NC	20.0% ▼	41.5% ▲
Society	1	3	15	9	126	85	200.0% ▲	40.0% ▼	32.5% ▼
Drug/Narcotic	0	2	11	3	84	33	NC	72.7% ▼	60.7% ▼
Pornography/Obscene Material	0	0	0	0	4	1	0.0%	0.0%	75.0% ▼
Prostitution	0	0	0	0	0	1	0.0%	0.0%	NC
Weapon Law Violations	1	1	4	6	38	50	0.0%	50.0% ▲	31.6% ▲
Sector Totals	129	127	442	587	4623	4906	1.6% ▼	32.8% ▲	6.1% ▲

Last 7 Days

Notes:

- There were no Homicide offense(s) during the last 7 days.
- 58.3% (7/12) of the Assaults were coded Simple Assault.
- There were 6 DV-related offenses.
- 33.3% (2/6) of the DV-related offenses were Persons.
- 16.7% (2/12) of the Assaults were DV-related.
- DV-related Offenses: 18 ↘ 6
- There were no Gang-Related offense(s) during the last 7 days.
- Theft from Motor Vehicle: 17 ↗ 20

Top 5 Locations - Compared to last year

- 2727 E D St: 0 ↗ 5
- 409 S 23rd St: 0 ↗ 4
- 2335 S State St: 0 ↗ 4
- 2309 S State St: 0 ↗ 4
- 4602 45th Ave Ne: 0 ↗ 3
- There were an additional 5 locations with 3.

Top 5 Offense Locations - Compared to last year

- Parking Lot: 25 ↗ 30
- Apartment: 16 ↗ 18
- Street/Right Of Way: 18 ↘ 16
- Single Family Residence: 11 ↘ 7
- Drug Store: 2 ↗ 7
- Other Business: 7 ↔ 7



Sector 2 Weekly Briefing for 18 October 2021 to 24 October 2021

The data is not National Incident Based Reporting System (NIBRS) compliant. Do not compare the results with any report using that standard. The data is dynamic and is subject to change and/or revision. The number of distinct offenses listed on a report are counted. This does not represent reports or individuals. All data is compared to last year for the same number of days or date range. Small numbers may cause large percent increases and decreases.

Offense Breakdown	7 Days		28 Days		Year to Date		7 Days	28 Days	YTD
	19-Oct-2020	18-Oct-2021	28-Sep-2020	27-Sep-2021	01-Jan-2020	01-Jan-2021			
	25-Oct-2020	24-Oct-2021	25-Oct-2020	24-Oct-2021	24-Oct-2020	24-Oct-2021			
Persons	14	13	57	72	543	724	7.1% ▼	26.3% ▲	33.3% ▲
Assault	12	10	51	63	468	658	16.7% ▼	23.5% ▲	40.6% ▲
Homicide (doesn't include Negligent/Justifiable)	0	0	0	0	5	4	0.0%	0.0%	20.0% ▼
Kidnapping/Abduction	0	0	0	1	5	11	0.0%	NC	120.0% ▲
Sex Offenses, Forcible	2	3	6	8	65	51	50.0% ▲	33.3% ▲	21.5% ▼
Property	130	150	463	552	4676	4854	15.4% ▲	19.2% ▲	3.8% ▲
Arson	0	4	0	6	9	39	NC	NC	333.3% ▲
Burglary/Breaking and Entering	16	9	47	45	410	393	43.8% ▼	4.3% ▼	4.1% ▼
Counterfeiting/Forgery	1	0	5	2	38	19	100.0% ▼	60.0% ▼	50.0% ▼
Destruction/Damage/Vandalism of Property	38	49	136	168	1294	1344	28.9% ▲	23.5% ▲	3.9% ▲
Fraud	6	5	22	19	219	139	16.7% ▼	13.6% ▼	36.5% ▼
Larceny/Theft	60	60	204	232	2203	2189	0.0%	13.7% ▲	0.6% ▼
Motor Vehicle Theft	8	19	39	67	371	623	137.5% ▲	71.8% ▲	67.9% ▲
Robbery	1	4	5	9	82	71	300.0% ▲	80.0% ▲	13.4% ▼
Stolen Property	0	0	3	2	36	32	0.0%	33.3% ▼	11.1% ▼
Society	2	0	6	2	83	52	100.0% ▼	66.7% ▼	37.3% ▼
Drug/Narcotic	2	0	3	1	56	13	100.0% ▼	66.7% ▼	76.8% ▼
Pornography/Obscene Material	0	0	0	1	3	5	0.0%	NC	66.7% ▲
Prostitution	0	0	0	0	0	0	0.0%	0.0%	0.0%
Weapon Law Violations	0	0	3	0	24	34	0.0%	100.0% ▼	41.7% ▲
Sector Totals	146	163	526	626	5302	5630	11.6% ▲	19.0% ▲	6.2% ▲

Last 7 Days

Notes:

- There were no Homicide offense(s) during the last 7 days.
- 60.0% (6/10) of the Assaults were coded Simple Assault.
- There were 2 DV-related offenses.
- 100.0% (2/2) of the DV-related offenses were Persons.
- 20.0% (2/10) of the Assaults were DV-related.
- DV-related Offenses: 9 ↘ 2
- There were no Gang-Related offense(s) during the last 7 days.
- Theft from Motor Vehicle: 28 ↗ 36

Top 5 Locations - Compared to last year

- 3910 N 28th St: 0 ↗ 6
- 5020 Main St: 0 ↗ 5
- 1965 S Union Ave: 1 ↘ 3
- 3320 S 23rd St: 2 ↘ 3
- 3001 Ruston Way: 0 ↗ 3
- 2220 Westridge Ave W: 2 ↘ 3
- 1202 N Alder St: 0 ↗ 3

Top 5 Offense Locations - Compared to last year

- Parking Lot: 19 ↗ 31
- Street/Right Of Way: 18 ↗ 23
- Drug Store: 8 ↗ 14
- Sporting Goods Store: 22 ↘ 11
- Single Family Residence: 16 ↘ 10



Sector 3 Weekly Briefing for 18 October 2021 to 24 October 2021

The data is not National Incident Based Reporting System (NIBRS) compliant. Do not compare the results with any report using that standard. The data is dynamic and is subject to change and/or revision. The number of distinct offenses listed on a report are counted. This does not represent reports or individuals. All data is compared to last year for the same number of days or date range. Small numbers may cause large percent increases and decreases.

Offense Breakdown	7 Days		28 Days		Year to Date		7 Days	28 Days	YTD
	19-Oct-2020	18-Oct-2021	28-Sep-2020	27-Sep-2021	01-Jan-2020	01-Jan-2021			
	25-Oct-2020	24-Oct-2021	25-Oct-2020	24-Oct-2021	24-Oct-2020	24-Oct-2021			
Persons	17	17	88	92	811	838	0.0%	4.5%▲	3.3%▲
Assault	15	14	81	87	735	771	6.7%▼	7.4%▲	4.9%▲
Homicide (doesn't include Negligent/Justifiable)	0	0	0	0	6	3	0.0%	0.0%	50.0%▼
Kidnapping/Abduction	0	2	3	2	19	13	NC	33.3%▼	31.6%▼
Sex Offenses, Forcible	2	1	4	3	51	51	50.0%▼	25.0%▼	0.0%
Property	97	124	419	634	3947	4685	27.8%▲	51.3%▲	18.7%▲
Arson	0	0	2	1	28	26	0.0%	50.0%▼	7.1%▼
Burglary/Breaking and Entering	12	15	55	74	447	460	25.0%▲	34.5%▲	2.9%▲
Counterfeiting/Forgery	1	1	4	3	42	30	0.0%	25.0%▼	28.6%▼
Destruction/Damage/Vandalism of Property	27	33	120	168	1079	1180	22.2%▲	40.0%▲	9.4%▲
Fraud	2	1	15	11	187	136	50.0%▼	26.7%▼	27.3%▼
Larceny/Theft	35	40	160	239	1581	1963	14.3%▲	49.4%▲	24.2%▲
Motor Vehicle Theft	12	30	43	116	409	723	150.0%▲	169.8%▲	76.8%▲
Robbery	6	4	13	14	95	114	33.3%▼	7.7%▲	20.0%▲
Stolen Property	2	0	6	5	63	42	100.0%▼	16.7%▼	33.3%▼
Society	1	3	12	7	216	109	200.0%▲	41.7%▼	49.5%▼
Drug/Narcotic	0	0	7	1	131	53	0.0%	85.7%▼	59.5%▼
Pornography/Obscene Material	1	0	1	0	21	8	100.0%▼	100.0%▼	61.9%▼
Prostitution	0	0	0	0	3	1	0.0%	0.0%	66.7%▼
Weapon Law Violations	0	3	4	6	61	45	NC	50.0%▲	26.2%▼
Sector Totals	115	144	519	733	4974	5632	25.2%▲	41.2%▲	13.2%▲

Last 7 Days

Notes:

- There were no Homicide offense(s) during the last 7 days.
- 71.4% (10/14) of the Assaults were coded Simple Assault.
- There were 14 DV-related offenses.
- 78.6% (11/14) of the DV-related offenses were Persons.
- 64.3% (9/14) of the Assaults were DV-related.
- DV-related Offenses: 20 ↘ 14
- There was no Gang-Related offense(s) during the last 7 days.
- Theft from Motor Vehicle: 17 ↗ 17

Top 5 Locations - Compared to last year

- 4502 S Steele St: 3 ↗ 13
- 2424 S 41st St: 2 ↗ 5
- 1913 S 72nd St: 2 ↗ 4
- 4704 S Oakes St: 1 ↗ 3
- 3606 S Sprague Ave: 0 ↗ 3
- 3005 S 47th St: 0 ↗ 3
- 5914 S Gove St: 0 ↗ 3

Top 5 Offense Locations - Compared to last year

- Parking Lot: 22 ↗ 33
- Street/Right Of Way: 15 ↗ 19
- Single Family Residence: 17 ↘ 14
- Other Business: 5 ↗ 9
- Apartment: 8 ↔ 8



Sector 4 Weekly Briefing for 18 October 2021 to 24 October 2021

The data is not National Incident Based Reporting System (NIBRS) compliant. Do not compare the results with any report using that standard. The data is dynamic and is subject to change and/or revision. The number of distinct offenses listed on a report are counted. This does not represent reports or individuals. All data is compared to last year for the same number of days or date range. Small numbers may cause large percent increases and decreases.

Offense Breakdown	7 Days		28 Days		Year to Date		7 Days	28 Days	YTD
	19-Oct-2020	18-Oct-2021	28-Sep-2020	27-Sep-2021	01-Jan-2020	01-Jan-2021			
	25-Oct-2020	24-Oct-2021	25-Oct-2020	24-Oct-2021	24-Oct-2020	24-Oct-2021			
Persons	23	16	98	105	975	1126	30.4% ▼	7.1% ▲	15.5% ▲
Assault	22	15	93	98	887	1041	31.8% ▼	5.4% ▲	17.4% ▲
Homicide (doesn't include Negligent/Justifiable)	0	1	1	1	5	10	NC	0.0%	100.0% ▲
Kidnapping/Abduction	0	0	2	3	15	17	0.0%	50.0% ▲	13.3% ▲
Sex Offenses, Forcible	1	0	2	3	68	58	100.0% ▼	50.0% ▲	14.7% ▼
Property	108	94	423	516	4171	4311	13.0% ▼	22.0% ▲	3.4% ▲
Arson	1	2	3	3	39	51	100.0% ▲	0.0%	30.8% ▲
Burglary/Breaking and Entering	12	13	38	49	384	431	8.3% ▲	28.9% ▲	12.2% ▲
Counterfeiting/Forgery	0	0	1	1	21	14	0.0%	0.0%	33.3% ▼
Destruction/Damage/Vandalism of Property	35	25	145	135	1217	1251	28.6% ▼	6.9% ▼	2.8% ▲
Fraud	6	1	14	9	185	138	83.3% ▼	35.7% ▼	25.4% ▼
Larceny/Theft	31	24	148	180	1552	1542	22.6% ▼	21.6% ▲	0.6% ▼
Motor Vehicle Theft	16	25	52	104	549	636	56.3% ▲	100.0% ▲	15.8% ▲
Robbery	4	0	11	18	104	119	100.0% ▼	63.6% ▲	14.4% ▲
Stolen Property	3	4	9	16	107	117	33.3% ▲	77.8% ▲	9.3% ▲
Society	2	2	14	13	210	124	0.0%	7.1% ▼	41.0% ▼
Drug/Narcotic	0	1	8	6	119	50	NC	25.0% ▼	58.0% ▼
Pornography/Obscene Material	0	0	0	1	5	6	0.0%	NC	20.0% ▲
Prostitution	0	0	0	0	2	2	0.0%	0.0%	0.0%
Weapon Law Violations	2	1	6	6	84	66	50.0% ▼	0.0%	21.4% ▼
Sector Totals	133	112	535	634	5356	5561	15.8% ▼	18.5% ▲	3.8% ▲

Last 7 Days

Notes:

- There was 1 Homicide offense during the last 7 days.
- 66.7% (10/15) of the Assaults were coded Simple Assault.
- There were 9 DV-related offenses.
- 55.6% (5/9) of the DV-related offenses were Persons.
- 33.3% (5/15) of the Assaults were DV-related.
- DV-related Offenses: 7 ↗ 9
- There were no Gang-Related offense(s) during the last 7 days.
- Theft from Motor Vehicle: 17 ↘ 14

Top 5 Locations - Compared to last year

- 140 E 66th St: 0 ↗ 4
- 4309 Tacoma Ave S: 0 ↗ 3
- 6414 Yakima Ave: 0 ↗ 3
- 2201 S 96th St: 2 ↔ 2
- 3720 S Thompson Ave: 0 ↗ 2
- There were an additional 12 locations with 2.

Top 5 Offense Locations - Compared to last year

- Street/Right Of Way: 19 ↗ 26
- Parking Lot: 22 ↘ 21
- Single Family Residence: 27 ↘ 16
- Apartment: 8 ↘ 7
- Driveway: 2 ↗ 5
- Other Residence: 1 ↗ 5
- Other Business: 3 ↗ 5



City of Tacoma

Council Member John Hines
Position 1

Mayor Woodards and Members of the City Council,

The Government Performance and Finance Committee (GPFC) of the City Council approved proposed guidelines to potentially allow certain study sessions to be done in hybrid format as directed by Mayor Woodards' Emergency Rule No. 4 instated on August 19, 2021. The Emergency Rule states:

“Effective August 19, 2021, City Council and Public Utility Board study sessions and business meetings, and any other public meetings of the City of Tacoma, will be held in virtual format only. I am also directing the Government Performance and Finance Committee (“GPFC”) to develop proposed guidelines to potentially allow certain study sessions to be done in hybrid format. The guidelines should be presented to the City Council by the end of September and must be consistent with current COVID-19 guidelines and staff safety protocols.”¹

The Committee supports using the following guidelines and metrics that would trigger a discussion at City Council to potentially hold in-person or hybrid-format study sessions using Pierce County data:

- **7-day rate of new COVID-19 hospitalizations per 100,000 population is less than 5**
- **14-day average case rate is under 200**
 - Justification: Both of the proposed metrics above were used by the State of Washington to allow counties with a population over 50,000 people to move into Phase 3 reopening. Phase 3 allowed gatherings with no more than 50 people; resumed non-essential travel; and restaurants could open at less than 75% capacity.² The metrics are proposed to trigger a discussion at City Council so all Council Members can evaluate their comfort level on returning to in-person meetings and provide input on the final decision.
- **After discussion at City Council on whether to return to in-person or hybrid meetings, if the two metrics are maintained for six weeks in Pierce County, City Council would automatically return to holding in-person or hybrid public meetings, unless otherwise directed by the Mayor.**
 - Justification: Waiting six weeks attempts to account for a potential rebound in case numbers to avoid returning to in-person meetings only to revert to exclusively virtual meetings. The 14-day average case rate from the periods May 12, 2021-May 25, 2021 to July 13, 2021-July 26, 2021 was below 200. However, the 14-day average case rate beginning in the period July 14, 2021-July 27, 2021 crept above 200 and has remained there ever since.³

¹ https://www.cityoftacoma.org/in_the_news/proclamation_of_emergency_rule_no__4

² <https://coronavirus.wa.gov/sites/default/files/2020-05/PhasedReopeningChart.pdf>

³ <https://www.doh.wa.gov/Emergencies/COVID19/DataDashboard>

- **Safety protocols for any in-person meeting shall use the same guidelines which apply to all City of Tacoma employees and established in the Covid-19 Safety Protocols Directive.**⁴ Those include, but are not limited to:
 - All employees, regardless of vaccination status, must wear a face covering while indoors, or while in outdoor spaces where physical distancing is not possible. When employees are working alone in segregated spaces, they may remove their face covering.
 - Occupancy limitations will require a minimum physical distancing of 6 feet or more, not to exceed a maximum of 50% occupancy.

The Committee requested information on how other elected bodies in Pierce County are addressing in-person public meetings. Among the seven jurisdictions researched, four are meeting in hybrid format and three in virtual format. The following information is provided for context in how Tacoma conducts public meetings versus our neighboring jurisdictions:

- Pierce County: Pierce County Council is meeting in-person with the public able to attend virtually or in-person (aka “hybrid” format).⁵
- City of Puyallup: City Council meetings are being held in person as well as virtually.⁶
- City of Lakewood: City Council meetings are being held virtually.⁷
- City of University Place: As of September 20, 2021, the Council had held two hybrid Council Meetings with one Council Member hosting in-person while the others attended virtually. Public comment was accepted by phone, in-person, and by email.⁸
- City of Fife: As of September 14, 2021, City Council meetings were held in hybrid format with both Council Members and the public attending virtually and in-person.⁹
- City of Fircrest: City Council meetings are being held virtually.¹⁰
- City of Gig Harbor: City Council meetings are being held virtually.¹¹

Sincerely,



John Hines, Chair, GPFC

⁴ [http://cityweb/Gnet/Departments/HR/SiteAssets/Pages/Information-for-Employees-on-Coronavirus-\(COVID-19\)/Covid-19%20Safety%20Protocols%20Directive.pdf](http://cityweb/Gnet/Departments/HR/SiteAssets/Pages/Information-for-Employees-on-Coronavirus-(COVID-19)/Covid-19%20Safety%20Protocols%20Directive.pdf)

⁵ <https://www.piercecountywa.gov/99/Pierce-County-Council>

⁶ <http://www.cityofpuyallup.org/827/Agendas-Minutes-and-Videos>

⁷ <https://cityoflakewood.us/calendar/#MEETINGS>

⁸ <https://www.youtube.com/watch?v=ThoCYrNwAGA>

⁹ <https://www.cityoffife.org/454/Watch-Now?clientID=4845477838&eventID=2021091000>

¹⁰ <https://www.cityoffircrest.net/government/city-council/ccagenda-minutes/>

¹¹ https://www.cityofgigharbor.net/AgendaCenter/ViewFile/Agenda/_09272021-155?html=true

Date	Meeting	Subject	Department	Background
November 2, 2021	City Council Study Session (dial-in 12:00 pm)	Multi Family Tax Exemption Program	Council Member John Hines	Council Member John Hines will be presenting on the Government Performance and Finance Committee's recommendations on the Multi-Family Property Tax Exemption program.
		Mid-Biennium Modification Recommendations	City Manager Pauli,OMB- Katie Johnston	This presentation will cover the City Manager's recommendations, proposals, and process. The Mid-Biennium Modification process will amend the 2021-2022 Biennial Budget.
		Basic Life Support Transport Program Update	Fire Department Fire Chief Toryono Green & Teresa Green	Tacoma Fire staff will provide an update on BLS performance in 2021 and a plan for future deployment of additional transport units.
		Systems Transformation	City Manager Elizabeth Pauli	
		Other items of Interest - GPFC Recommendations for In-Person Meetings	Council Member John Hines	
		Manuel Ellis Investigation Update	Tacoma Police Department	
	City Council Meeting (dial-in, 5:00 PM)			

Date	Meeting	Subject	Department	Background
November 9, 2021	Joint City Council / TPU Study Session (dial-in 12:00 pm)	Citywide State and Federal Priority Agendas	City Manager's Office Government Relations Office & TPU Community and Government Relations	Staff will present on the Citywide state and federal priority agendas.
		Climate Action Plan and Adaptation	Environmental Services - James Parvey	Staff will present on the Climate Action Plan and Climate Adaptation Study for council's consideration for formally adopting the documents via Council Resolution.
		Multi Family Tax Exemption Program	Council Member John Hines	Council Member John Hines will be presenting on the Government Performance and Finance Committee's recommendations on the Multi-Family Property Tax Exemption program.
		Mid-Biennium Modification Recommendations	OMB- Katie Johnston	This presentation will cover the City Manager's recommendations, proposals, and process. The Mid-Biennium Modification process will amend the 2021-2022 Biennial Budget.
		Manuel Ellis Investigation Update	Tacoma Police Department	
	Committee of the Whole (3-4 pm dial-in)	Home in Tacoma	Planning and Development - Peter Huffman	Staff will present the Infrastructure, Planning and Sustainability (IPS) Committee's recommendations regarding the Home In Tacoma Project; and, review the City Council process for considering the Ordinance taking action on the proposals
	City Council Meeting (dial-in, 5:00 PM)			

Date	Meeting	Subject	Department	Background
November 16, 2021	City Council Study Session (dial-in)	Tacoma Police Chief Candidate Presentations and Q&A (will include with an Executive & Closed Session)	Human Resources - Shelby Fritz, Bob Murray & Assoc. - Joel Bryden & Police Chief Candidates	Mayor and City Council Members will have the opportunity to meet with and ask the Tacoma Police Chief Candidates questions.
		Mid-Biennium Modification Recommendations	OMB- Katie Johnston	This presentation will cover the City Manager's recommendations, proposals, and process. The Mid-Biennium Modification process will amend the 2021-2022 Biennial Budget.
		Systems Transformation	City Manager Elizabeth Pauli	
		Manuel Ellis Investigation Update	Tacoma Police Department	
	City Council Meeting (dial-in, 5:00 PM)			
November 23, 2021	City Council Study Session (dial-in)	Transit-Oriented Development Advisory Group Update	Planning and Development - Brian Boudet	The Transit-Oriented Development Advisory Group (TODAG) will report on its accomplishments and seek City Council direction on the path forward.
		City Manager's Goals and Performance Check-in	Human Resources - Shelby Fritz	Staff will prepare the Mayor and City Council for the City Manager's Goals and Performance Check In meeting.
		Manuel Ellis Investigation Update	Tacoma Police Department	
	City Council Meeting (dial-in, 5:00 PM)			

Economic Development Committee			
Committee Members: Thoms (chair), Blocker, McCarthy, Ushka, Alternate-Woodards Executive Liaison: Tadd Wille; Staff Support - Lynda Foster		2nd, 4th, and 5th Tuesdays 10:00 a.m. Virtual meeting	CBC Assignments: •Tacoma Arts Commission •Greater Tacoma Regional Convention Center Public Facilities District •City Events and Recognition Committee •Tacoma Creates Advisory Board
	Topic	Presenter	Description
October 26, 2021	Tacoma Public Utilities Economic Development	Michael Catsi, Economic Development Manager, Tacoma Public Utilities	Overview of Tacoma Public Utilities economic development activities during COVID and 2021.
Future			
November 9, 2021	Outdoor Dining Program Update	Jennifer Kammerzell, Principal Engineer, Public Works Department	Public Works Staff will provide an overview of a draft Outdoor Dining Program and summary of community engagement
November 23, 2021	Tacoma Venues & Events	Adam Cook, Interim Director, Tacoma Venues & Events	An update on the operations and reopening of the Tacoma Dome, Greater Tacoma Convention Center, Performing Arts Venues, and Cheney Stadium.
November 30, 2021	Tacoma Arts Commission Interviews	Doris Sorum, City Clerk	
December 14, 2021	Tacoma Creates Annual Report	Amy McBride, Tacoma Arts Administrator, Office of Arts & Cultural Vitality/Tacoma Venues & Events	Staff will share results of the annual report of the inaugural year of Tacoma Creates.
December 28, 2021	[New Years week]		

Infrastructure, Planning, and Sustainability Committee			
Committee Members: McCarthy (Chair), Walker (Vice Chair), Beale, & Hunter; Alternate-Ushka Executive Liaison: Mike Slevin; Coordinator: Claire Goodwin		2nd and 4th Wednesdays 4:30pm Virtual Meeting	CBC Assignments: •Sustainable Tacoma Commission •Planning Commission •Landmarks Preservation Commission •Board of Building Appeals •Transportation Commission
	Topic	Presenters	Description
November 10, 2021	Urban Forest Code Updates	Jim Parvey, Assistant Division Manager, OEPS; Mike Carey, Urban Forester, OEPS; Ryan Hebert, Management Analyst, OEPS	The Office of Environmental Policy and Sustainability will present code updates related to food trees in the right of way, tree protection, and use of undeveloped/unused right of way.
November 17, 2021 Special Meeting	Vision Zero Action Plan and Speed Reduction Study Update□	Carrie Wilhelme, Senior Transportation Planner, Public Works Dept	Update on the creation of a Vision Zero Action Plan and the proposed phased approach to speed reduction in Tacoma.
	Floodplain Management Code Changes	Sue Coffman, Building Official, PDS	Updates to Title 2.02 regarding City of Tacoma building code with the additional standards from the State of Washington National Floodplain Program (NFIP) Flood Damage Prevention Ordinance.
November 24, 2021	Cancelled		
December 8, 2021	Planning Commission Interviews	Doris Sorum, City Clerk	

Government Performance and Finance Committee			
Committee Members: Hines (Chair), Hunter (Vice Chair), Thoms, and Walker Alternate - Blocker		1st and 3rd Tuesday	CBC Assignments: •Public Utility Board •Board of Ethics •Audit Advisory Board •Civil Service Board
Executive Liaison: Andy Cherullo; Staff Support - Ted Richardson		10 a.m.	
		Room 248	
	Topic	Presenter	Description
November 2, 2021	Monthly Budget Report	Hayley Falk, Management Analyst, Office of Management and Budget	Review of expenditures and revenues
	Multifamily Tax Exemption Policy Discussion		
November 16, 2021	Interviews for the Board of Ethics	Doris Sorum, City Clerk	
	Analytics Program Update	DGC Chairs, Katie Johnston & Mike Petrie; IT Director, Daniel Key	Update on the City's Analytics Program and the advancements over the last two years.
	Participatory Budgeting		
December 7, 2021	Audit Advisory Board Meeting		
	Monthly Budget Report	Hayley Falk, Management Analyst, Office of Management and Budget	Monthly Budget Update
December 21, 2021	Canceled		

Community Vitality and Safety			
Committee Members: Ushka (Chair), Beale, Hines, Blocker, Alternate-Hunter Executive Liaison: Linda Stewart; Staff Support - Ted Richardson		2nd and 4th Thursdays 4:30 p.m. Room 248	CBC Assignments: Community's Police Advisory Committee • Human Services Commission • Human Rights Commission • Housing Authority • Commission on Disabilities • Library Board • Tacoma Community Redevelopment Authority • Commission on Immigrant and Refugee Affairs
	Topic	Presenter	Description
November 4, 2021 Special Meeting	Interviews for the Community's Police Advisory Committee	Doris Sorum, City Clerk	
November 18, 2021	Review of options for ordinances related to camping on public property	Legal	
	Transformation Update		
December 9, 2021	HB 1590 Strategic Spending Plan	Felicia Medlen, Housing Division Manager, CED	
	Transformation Update		
December 23, 2021	Canceled		
Potential Topics	CPAC regular updates		
	Notice of Funding Availability - expanding the service provider pool	Linda Stewart, Director, Neighborhood and Community Services	