



WEEKLY REPORT TO THE CITY COUNCIL

January 2, 2026

Members of the City Council
City of Tacoma, Washington

Dear Mayor and Council Members:

ITEMS OF INTEREST

1. **Environmental Services, Urban Forestry, Community Tree Program Update:** Funded in 2022 and launched in 2023, the Community Tree Program expands Tacoma's urban forest by reducing barriers to tree planting, education, and engagement in low-canopy neighborhoods, or "priority areas". The program is a partnership between the City of Tacoma and Tacoma Tree Foundation aligning municipal resources with community-based implementation. Staff has worked to provide intentional opportunities for Tacoma's multi-lingual communities to participate, reinforcing that belonging and inclusion are as essential to urban forestry programming as the trees themselves.

To date, **1,679 trees** have been distributed to **667 households**, **88%** in priority areas, with **498 volunteers** supporting these neighborhood plantings. We connected residents to tree resources at **39 outreach events** and trained **115 community members** in tree planting, pruning, and stewardship.

2. **City-funded Temporary and Emergency Shelter Performance:** The City posts weekly information about its Temporary and Emergency Shelter locations including current census, number of available beds, and exits to housing. **This information can be found at:** <https://cms.tacoma.gov/ncs/weeklydataupdate.pdf> and is updated weekly.

Pierce County Human Services also uses the Homeless Management Information System to report daily availability throughout Pierce County. This information can be found at: <https://www.piercecountywa.gov/8220/Homeless-Emergency-Shelter-Availability> and shows the available beds open at shelters and is updated Monday - Friday by 10:00 a.m.

3. **Encampment Outreach:** For the week of **December 22 - 26, 2025**, the HEAL team visited **11 locations**. This resulted in **15 (8 new, and 7 repeat)** individuals contacted and referred to community services; 3 individuals accepted shelter placement. This information can be found at: [HEAL Team Engagement Dashboard | Tacoma Open Data](#).
4. Tacoma Interim Police Chief Jackson provides the attached **Weekly Crime Report**.

5. Please see the attached City of Tacoma **Weekly Meeting Schedule**.
6. City Manager's Office Constituent Relations Analyst Karyssa Mathison provides the attached **Constituent Intake Report**.
7. Amy Clancy, Media and Communications Director shares the "**Good News**" below.
 - See how the **City of Tacoma** supported neighborhoods, streets, housing, arts and culture, the environment, and more in this video that looks back at our **shared accomplishments in 2025**. We are thankful for the hard work of City staff in delivering essential services, and to all of the community partners, residents, visitors, business owners, and neighbors who help make us the progressive and vibrant City that we are.
<https://www.facebook.com/share/v/1EwEi1hJRz/>
 - As her time in office drew to a close, **Former Mayor Victoria Woodards** sat down for a heartfelt interview to reflect on her 15 years of service to Tacoma. During her eight years as Mayor and seven as a Council Member, she championed efforts to advance affordable housing, community safety, sustainability, arts and culture, economic health, inclusivity, and more with an approach of "grit, growth, and gratitude". Join us in thanking her for leading with her heart; we know she'll continue to be Tacoma's biggest cheerleader, even from the other side of the podium. <https://www.facebook.com/share/v/1F2g8qqYSn/>
 - The [Tacoma Light Trail](https://www.tacomalighttrail.org/) kicked off at 5:00 PM on New Year's Eve at Tollefson Plaza (1548 Pacific Ave.) and runs through January 11, 2026. Check it out for outdoor performances, dragon parades, lumens concerts, a lighted bike ride, illuminated art throughout downtown, and much more! See the details of this free, family-friendly event in their post below or at <https://www.tacomalighttrail.org/>
 - To help accelerate the delivery of "**middle housing**" developments, we're launching a one-year pilot program in January 2026 to streamline the permitting process. The program will help expedite residential projects with 7 to 20 units and townhome subdivisions consisting of 10 to 20 homes by staff and resources to reduce back-and-forth delays. This effort will help us meet our Home in Tacoma goal to provide more homes for more people by bridging the gap between single-family homes and large-scale development.

STUDY SESSION / WORK SESSION

8. **The City Council Study Session of Tuesday, January 6, 2026, will be conducted as a hybrid meeting.** This meeting can be attended in-person at the Tacoma Municipal Building, Council Chambers, located at 747 Market Street on the 1st floor or be heard by dialing (253) 215 – 8782 or through Zoom at: www.zoom.us/j/89496171192 and entering the meeting ID 894 9617 1192; passcode 89659 when prompted. This meeting will be broadcast on TV Tacoma.

Discussion items will include: (1) **Public Safety Sales Tax**; (2) **Other Items of Interest – Council Action Memorandums** (3) **Committee Reports**; (4) **Agenda Review & City Manager’s Weekly Report**.


On our first agenda item, the Director of Finance will provide a brief overview of **Public Safety Sales Tax** with the Mayor and Council.

Under other items of Interest, the following items will be discussed:

- **Council Action Memorandum** - A Resolution appointing Sergio Flores to fill the vacant judicial position as municipal court Judge for Department No. 2. **[Mayor Ibsen]**
- **Council Action Memorandum – A Resolution** setting the 2026 appointments of Council Members to various committees, boards, and commissions. **[Mayor Ibsen]**
- **Council Action Memorandum** - A Resolution nominating and electing Council Member Joe Bushnell as the Deputy Mayor of the City of Tacoma through December 31, 2026. **[Mayor Ibsen]**
- **Council Action Memorandum** - A Resolution approving the cancellation of eight regular City Council meetings and study sessions in 2026. **[Mayor Ibsen]**

9. The updated **Tentative City Council Forecast and Consolidated Standing Committee Calendars** are attached for your information.

Sincerely,



Allyson Griffith
Acting City Manager



Citywide Weekly Briefing for 22 December 2025 to 28 December 2025

The data is not National Incident Based Reporting System (NIBRS) compliant. Do not compare the results with any report using that standard. The data is dynamic and is subject to change and/or revision. The number of distinct offenses listed on a report are counted. This does not represent reports or individuals. All data is compared to last year for the same number of days or date range. Small numbers may cause large percent increases and decreases. Beginning 1 October 2022, there was a change in how TPD reports certain Aggravated Assaults and Destruction offenses.

| Offense Breakdown | 7 Days | | 28 Days | | Year to Date | | 7 Days | 28 Days | YTD |
|--|-------------|-------------|-------------|-------------|--------------|--------------|---------|---------|---------|
| | 22-Dec-2024 | 22-Dec-2025 | 01-Dec-2024 | 01-Dec-2025 | 01-Jan-2024 | 01-Jan-2025 | | | |
| | 28-Dec-2024 | 28-Dec-2025 | 28-Dec-2024 | 28-Dec-2025 | 28-Dec-2024 | 28-Dec-2025 | | | |
| Persons | 63 | 60 | 281 | 256 | 4346 | 4078 | 4.8%▼ | 8.9%▼ | 6.2%▼ |
| Assault | 57 | 50 | 258 | 220 | 3928 | 3656 | 12.3%▼ | 14.7%▼ | 6.9%▼ |
| Homicide (doesn't include Negligent/Justifiable) | 0 | 0 | 0 | 1 | 21 | 24 | 0.0% | NC | 14.3%▲ |
| Kidnapping/Abduction | 1 | 4 | 4 | 12 | 103 | 101 | 300.0%▲ | 200.0%▲ | 1.9%▼ |
| Sex Offenses, Forcible | 5 | 6 | 19 | 23 | 292 | 297 | 20.0%▲ | 21.1%▲ | 1.7%▲ |
| Property | 300 | 174 | 1227 | 959 | 19744 | 14344 | 42.0%▼ | 21.8%▼ | 27.4%▼ |
| Arson | 1 | 0 | 6 | 5 | 107 | 102 | 100.0%▼ | 16.7%▼ | 4.7%▼ |
| Burglary/Breaking and Entering | 23 | 17 | 103 | 92 | 1549 | 1239 | 26.1%▼ | 10.7%▼ | 20.0%▼ |
| Counterfeiting/Forgery | 0 | 0 | 1 | 2 | 55 | 45 | 0.0% | 100.0%▲ | 18.2%▼ |
| Destruction/Damage/Vandalism of Property | 76 | 41 | 300 | 253 | 5312 | 3906 | 46.1%▼ | 15.7%▼ | 26.5%▼ |
| Fraud | 4 | 5 | 38 | 36 | 629 | 569 | 25.0%▲ | 5.3%▼ | 9.5%▼ |
| Larceny/Theft | 138 | 69 | 573 | 387 | 8295 | 6074 | 50.0%▼ | 32.5%▼ | 26.8%▼ |
| Motor Vehicle Theft | 44 | 26 | 156 | 135 | 3000 | 1768 | 40.9%▼ | 13.5%▼ | 41.1%▼ |
| Robbery | 7 | 14 | 26 | 32 | 423 | 359 | 100.0%▲ | 23.1%▲ | 15.1%▼ |
| Stolen Property | 5 | 2 | 18 | 14 | 294 | 199 | 60.0%▼ | 22.2%▼ | 32.3%▼ |
| Society | 8 | 23 | 62 | 74 | 733 | 988 | 187.5%▲ | 19.4%▲ | 34.8%▲ |
| Drug/Narcotic | 7 | 18 | 46 | 57 | 440 | 668 | 157.1%▲ | 23.9%▲ | 51.8%▲ |
| Pornography/Obscene Material | 0 | 0 | 3 | 0 | 17 | 27 | 0.0% | 100.0%▼ | 58.8%▲ |
| Prostitution | 0 | 0 | 0 | 2 | 5 | 14 | 0.0% | NC | 180.0%▲ |
| Weapon Law Violations | 1 | 5 | 13 | 15 | 271 | 279 | 400.0%▲ | 15.4%▲ | 3.0%▲ |
| Citywide Totals | 371 | 257 | 1570 | 1289 | 24823 | 19410 | 30.7%▼ | 17.9%▼ | 21.8%▼ |

NC = Noncalculable

Last 7 Days

Notes:

- There were no Homicide offense(s) during the last 7 days.
- 72.0% (36/50) of the Assaults were coded Simple Assault.
- There were 39 DV-related offenses.
- 61.5% (24/39) of the DV-related offenses were Persons.
- 40.0% (20/50) of the Assaults were DV-related.
- DV-related Offenses: 45 ≥ 39
- There were 2 Gang-Related offense(s) during the last 7 days.
- Theft from Motor Vehicle: 41 ≥ 19

Top 5 Locations - Compared to last year

- 1302 S 38th St: 0 ↗ 6
- 4502 S Steele St: 16 ≥ 6
- S 36th St & S Tyler St: 0 ↗ 5
- 1112 S M St: 1 ↗ 3
- 23 N Broadway: 0 ↗ 3
- 317 Martin Luther King Jr Way: 0 ↗ 3
- 6645 S Fife St: 0 ↗ 3
- There were 6 additional addresses with 3.

Top 5 Offense Locations - Compared to last year

- Single Family Residence: 69 ≥ 44
- Street/Right Of Way: 59 ≥ 44
- Apartment: 51 ≥ 38
- Parking Lot: 57 ≥ 25
- Grocery Store: 14 ↗ 16



Sector 1 Weekly Briefing for 22 December 2025 to 28 December 2025

The data is not National Incident Based Reporting System (NIBRS) compliant. Do not compare the results with any report using that standard. The data is dynamic and is subject to change and/or revision. The number of distinct offenses listed on a report are counted. This does not represent reports or individuals. All data is compared to last year for the same number of days or date range. Small numbers may cause large percent increases and decreases. Beginning 1 October 2022, there was a change in how TPD reports certain Aggravated Assaults and Destruction offenses.

| Offense Breakdown | 7 Days | | 28 Days | | Year to Date | | 7 Days | 28 Days | YTD |
|--|-------------|-------------|-------------|-------------|--------------|-------------|---------|---------|---------|
| | 22-Dec-2024 | 22-Dec-2025 | 01-Dec-2024 | 01-Dec-2025 | 01-Jan-2024 | 01-Jan-2025 | | | |
| | 28-Dec-2024 | 28-Dec-2025 | 28-Dec-2024 | 28-Dec-2025 | 28-Dec-2024 | 28-Dec-2025 | | | |
| Persons | 11 | 19 | 75 | 73 | 1137 | 1048 | 72.7%▲ | 2.7%▼ | 7.8%▼ |
| Assault | 10 | 15 | 69 | 63 | 1015 | 925 | 50.0%▲ | 8.7%▼ | 8.9%▼ |
| Homicide (doesn't include Negligent/Justifiable) | 0 | 0 | 0 | 0 | 7 | 4 | 0.0% | 0.0% | 42.9%▼ |
| Kidnapping/Abduction | 0 | 1 | 1 | 3 | 33 | 27 | NC | 200.0%▲ | 18.2%▼ |
| Sex Offenses, Forcible | 1 | 3 | 5 | 7 | 82 | 92 | 200.0%▲ | 40.0%▲ | 12.2%▲ |
| Property | 81 | 41 | 351 | 243 | 5424 | 4277 | 49.4%▼ | 30.8%▼ | 21.1%▼ |
| Arson | 0 | 0 | 2 | 1 | 48 | 35 | 0.0% | 50.0%▼ | 27.1%▼ |
| Burglary/Breaking and Entering | 8 | 4 | 29 | 26 | 434 | 383 | 50.0%▼ | 10.3%▼ | 11.8%▼ |
| Counterfeiting/Forgery | 0 | 0 | 0 | 0 | 3 | 6 | 0.0% | 0.0% | 100.0%▲ |
| Destruction/Damage/Vandalism of Property | 28 | 12 | 106 | 76 | 1837 | 1410 | 57.1%▼ | 28.3%▼ | 23.2%▼ |
| Fraud | 2 | 2 | 17 | 6 | 106 | 132 | 0.0% | 64.7%▼ | 24.5%▲ |
| Larceny/Theft | 35 | 17 | 150 | 99 | 2092 | 1624 | 51.4%▼ | 34.0%▼ | 22.4%▼ |
| Motor Vehicle Theft | 7 | 4 | 38 | 24 | 725 | 515 | 42.9%▼ | 36.8%▼ | 29.0%▼ |
| Robbery | 1 | 2 | 7 | 9 | 111 | 99 | 100.0%▲ | 28.6%▲ | 10.8%▼ |
| Stolen Property | 0 | 0 | 2 | 2 | 49 | 55 | 0.0% | 0.0% | 12.2%▲ |
| Society | 1 | 3 | 21 | 17 | 183 | 229 | 200.0%▲ | 19.0%▼ | 25.1%▲ |
| Drug/Narcotic | 1 | 3 | 16 | 14 | 113 | 159 | 200.0%▲ | 12.5%▼ | 40.7%▲ |
| Pornography/Obscene Material | 0 | 0 | 0 | 0 | 3 | 3 | 0.0% | 0.0% | 0.0% |
| Prostitution | 0 | 0 | 0 | 0 | 2 | 5 | 0.0% | 0.0% | 150.0%▲ |
| Weapon Law Violations | 0 | 0 | 5 | 3 | 65 | 62 | 0.0% | 40.0%▼ | 4.6%▼ |
| Sector Totals | 93 | 63 | 447 | 333 | 6744 | 5554 | 32.3%▼ | 25.5%▼ | 17.6%▼ |

NC = Noncalculable

Last 7 Days

Notes:

- There were no Homicide offense(s) during the last 7 days.
- 80.0% (12/15) of the Assaults were coded Simple Assault.
- There were 7 DV-related offenses.
- 57.1% (4/7) of the DV-related offenses were Persons.
- 20.0% (3/15) of the Assaults were DV-related.
- DV-related Offenses: 5 ↗ 7
- There were no Gang-Related offense(s) during the last 7 days.
- Theft from Motor Vehicle: 14 ↘ 6

Top 5 Locations - Compared to last year

- 1112 S M St: 1 ↗ 3
- 1515 Commerce St: 0 ↗ 3
- 3310 53rd Ave Ne: 0 ↗ 3
- 1011 S L St: 0 ↗ 2
- 1400 Broadway: 0 ↗ 2
- S 19th St & S G St: 0 ↗ 2
- 1199 Dock St: 0 ↗ 2
- There were 10 additional locations with 2.

Top 5 Offense Locations - Compared to last year

- Street/Right Of Way: 18 ↘ 13
- Apartment: 18 ↘ 8
- Single Family Residence: 9 ↘ 6
- Parking Lot: 10 ↘ 4
- Sidewalk: 0 ↗ 3



Sector 2 Weekly Briefing for 22 December 2025 to 28 December 2025

The data is not National Incident Based Reporting System (NIBRS) compliant. Do not compare the results with any report using that standard. The data is dynamic and is subject to change and/or revision. The number of distinct offenses listed on a report are counted. This does not represent reports or individuals. All data is compared to last year for the same number of days or date range. Small numbers may cause large percent increases and decreases. Beginning 1 October 2022, there was a change in how TPD reports certain Aggravated Assaults and Destruction offenses.

| Offense Breakdown | 7 Days | | 28 Days | | Year to Date | | 7 Days | 28 Days | YTD |
|--|-------------|-------------|-------------|-------------|--------------|-------------|---------|----------|---------|
| | 22-Dec-2024 | 22-Dec-2025 | 01-Dec-2024 | 01-Dec-2025 | 01-Jan-2024 | 01-Jan-2025 | | | |
| | 28-Dec-2024 | 28-Dec-2025 | 28-Dec-2024 | 28-Dec-2025 | 28-Dec-2024 | 28-Dec-2025 | | | |
| Persons | 18 | 12 | 63 | 56 | 1062 | 912 | 33.3%▼ | 11.1%▼ | 14.1%▼ |
| Assault | 15 | 11 | 56 | 49 | 944 | 820 | 26.7%▼ | 12.5%▼ | 13.1%▼ |
| Homicide (doesn't include Negligent/Justifiable) | 0 | 0 | 0 | 0 | 2 | 6 | 0.0% | 0.0% | 200.0%▲ |
| Kidnapping/Abduction | 0 | 0 | 1 | 2 | 25 | 13 | 0.0% | 100.0%▲ | 48.0%▼ |
| Sex Offenses, Forcible | 3 | 1 | 6 | 5 | 90 | 73 | 66.7%▼ | 16.7%▼ | 18.9%▼ |
| Property | 89 | 43 | 318 | 267 | 5293 | 3563 | 51.7%▼ | 16.0%▼ | 32.7%▼ |
| Arson | 1 | 0 | 3 | 2 | 23 | 18 | 100.0%▼ | 33.3%▼ | 21.7%▼ |
| Burglary/Breaking and Entering | 5 | 3 | 31 | 15 | 357 | 264 | 40.0%▼ | 51.6%▼ | 26.1%▼ |
| Counterfeiting/Forgery | 0 | 0 | 0 | 2 | 19 | 10 | 0.0% | NC | 47.4%▼ |
| Destruction/Damage/Vandalism of Property | 21 | 11 | 79 | 77 | 1424 | 995 | 47.6%▼ | 2.5%▼ | 30.1%▼ |
| Fraud | 0 | 2 | 5 | 8 | 201 | 154 | NC | 60.0%▲ | 23.4%▼ |
| Larceny/Theft | 45 | 15 | 153 | 111 | 2310 | 1545 | 66.7%▼ | 27.5%▼ | 33.1%▼ |
| Motor Vehicle Theft | 14 | 10 | 38 | 44 | 825 | 468 | 28.6%▼ | 15.8%▲ | 43.3%▼ |
| Robbery | 3 | 2 | 6 | 5 | 84 | 67 | 33.3%▼ | 16.7%▼ | 20.2%▼ |
| Stolen Property | 0 | 0 | 2 | 2 | 31 | 22 | 0.0% | 0.0% | 29.0%▼ |
| Society | 0 | 5 | 3 | 12 | 83 | 78 | NC | 300.0%▲ | 6.0%▼ |
| Drug/Narcotic | 0 | 5 | 1 | 12 | 43 | 38 | NC | 1100.0%▲ | 11.6%▼ |
| Pornography/Obscene Material | 0 | 0 | 0 | 0 | 2 | 5 | 0.0% | 0.0% | 150.0%▲ |
| Prostitution | 0 | 0 | 0 | 0 | 0 | 0 | 0.0% | 0.0% | 0.0% |
| Weapon Law Violations | 0 | 0 | 2 | 0 | 38 | 35 | 0.0% | 100.0%▼ | 7.9%▼ |
| Sector Totals | 107 | 60 | 384 | 335 | 6438 | 4553 | 43.9%▼ | 12.8%▼ | 29.3%▼ |

NC = Noncalculable

Last 7 Days

Notes:

- There were no Homicide offense(s) during the last 7 days.
- 90.9% (10/11) of the Assaults were coded Simple Assault.
- There were 6 DV-related offenses.
- 83.3% (5/6) of the DV-related offenses were Persons.
- 36.4% (4/11) of the Assaults were DV-related.
- DV-related Offenses: 10 ≥ 6
- There were no Gang-Related offense(s) during the last 7 days.
- Theft from Motor Vehicle: 19 ≥ 6

Top 5 Locations - Compared to last year

- 23 N Broadway: 0 ↗ 3
- 317 Martin Luther King Jr Way: 0 ↗ 3
- 1965 S Union Ave: 3 ↔ 3
- 3815 N Pearl St: 0 ↗ 3
- 7336 6th Ave: 0 ↗ 2
- 501 N D St: 0 ↗ 2
- 1330 N Hawthorne St: 0 ↗ 2
- There were 4 additional locations with 2.

Top 5 Offense Locations - Compared to last year

- Apartment: 20 ≥ 15
- Street/Right Of Way: 17 ≥ 9
- Single Family Residence: 27 ≥ 8
- Parking Lot: 12 ≥ 6
- Medical/Dental/Hospital: 3 ↗ 4



Sector 3 Weekly Briefing for 22 December 2025 to 28 December 2025

The data is not National Incident Based Reporting System (NIBRS) compliant. Do not compare the results with any report using that standard. The data is dynamic and is subject to change and/or revision. The number of distinct offenses listed on a report are counted. This does not represent reports or individuals. All data is compared to last year for the same number of days or date range. Small numbers may cause large percent increases and decreases. Beginning 1 October 2022, there was a change in how TPD reports certain Aggravated Assaults and Destruction offenses.

| Offense Breakdown | 7 Days | | 28 Days | | Year to Date | | 7 Days | 28 Days | YTD |
|--|-------------|-------------|-------------|-------------|--------------|-------------|---------|---------|---------|
| | 22-Dec-2024 | 22-Dec-2025 | 01-Dec-2024 | 01-Dec-2025 | 01-Jan-2024 | 01-Jan-2025 | | | |
| | 28-Dec-2024 | 28-Dec-2025 | 28-Dec-2024 | 28-Dec-2025 | 28-Dec-2024 | 28-Dec-2025 | | | |
| Persons | 16 | 16 | 66 | 66 | 973 | 997 | 0.0% | 0.0% | 2.5%▲ |
| Assault | 15 | 12 | 61 | 55 | 888 | 888 | 20.0%▼ | 9.8%▼ | 0.0% |
| Homicide (doesn't include Negligent/Justifiable) | 0 | 0 | 0 | 0 | 3 | 5 | 0.0% | 0.0% | 66.7%▲ |
| Kidnapping/Abduction | 1 | 2 | 2 | 5 | 23 | 28 | 100.0%▲ | 150.0%▲ | 21.7%▲ |
| Sex Offenses, Forcible | 0 | 2 | 3 | 6 | 58 | 76 | NC | 100.0%▲ | 31.0%▲ |
| Property | 69 | 43 | 317 | 216 | 4912 | 3338 | 37.7%▼ | 31.9%▼ | 32.0%▼ |
| Arson | 0 | 0 | 0 | 1 | 17 | 17 | 0.0% | NC | 0.0% |
| Burglary/Breaking and Entering | 2 | 2 | 11 | 16 | 369 | 253 | 0.0% | 45.5%▲ | 31.4%▼ |
| Counterfeiting/Forgery | 0 | 0 | 1 | 0 | 18 | 18 | 0.0% | 100.0%▼ | 0.0% |
| Destruction/Damage/Vandalism of Property | 15 | 13 | 63 | 47 | 1104 | 788 | 13.3%▼ | 25.4%▼ | 28.6%▼ |
| Fraud | 2 | 1 | 10 | 10 | 169 | 141 | 50.0%▼ | 0.0% | 16.6%▼ |
| Larceny/Theft | 37 | 21 | 177 | 102 | 2294 | 1642 | 43.2%▼ | 42.4%▼ | 28.4%▼ |
| Motor Vehicle Theft | 10 | 3 | 41 | 26 | 720 | 339 | 70.0%▼ | 36.6%▼ | 52.9%▼ |
| Robbery | 0 | 2 | 4 | 8 | 101 | 76 | NC | 100.0%▲ | 24.8%▼ |
| Stolen Property | 1 | 1 | 7 | 5 | 99 | 40 | 0.0% | 28.6%▼ | 59.6%▼ |
| Society | 2 | 6 | 12 | 14 | 201 | 252 | 200.0%▲ | 16.7%▲ | 25.4%▲ |
| Drug/Narcotic | 2 | 3 | 9 | 9 | 118 | 166 | 50.0%▲ | 0.0% | 40.7%▲ |
| Pornography/Obscene Material | 0 | 0 | 1 | 0 | 6 | 18 | 0.0% | 100.0%▼ | 200.0%▲ |
| Prostitution | 0 | 0 | 0 | 0 | 0 | 3 | 0.0% | 0.0% | NC |
| Weapon Law Violations | 0 | 3 | 2 | 5 | 77 | 65 | NC | 150.0%▲ | 15.6%▼ |
| Sector Totals | 87 | 65 | 395 | 296 | 6086 | 4587 | 25.3%▼ | 25.1%▼ | 24.6%▼ |

NC = Noncalculable

Last 7 Days

Notes:

- There were no Homicide offense(s) during the last 7 days.
- 66.7% (8/12) of the Assaults were coded Simple Assault.
- There were 14 DV-related offenses.
- 71.4% (10/14) of the DV-related offenses were Persons.
- 66.7% (8/12) of the Assaults were DV-related.
- DV-related Offenses: 17 ↘ 14
- There were no Gang-Related offense(s) during the last 7 days.
- Theft from Motor Vehicle: 6 ↗ 7

Top 5 Locations - Compared to last year

- 4502 S Steele St: 16 ↘ 6
- S 36th St & S Tyler St: 0 ↗ 5
- 6645 S Fife St: 0 ↗ 3
- 4817 S Oakes St: 0 ↗ 2
- 1913 S 72nd St: 3 ↘ 2
- 4718 S American Lake Blvd: 0 ↗ 2
- 4541 S Puget Sound Ave: 0 ↗ 2
- There were 4 additional locations with 2.

Top 5 Offense Locations - Compared to last year

- Single Family Residence: 12 ↗ 16
- Street/Right Of Way: 6 ↗ 14
- Apartment: 9 ↘ 8
- Parking Lot: 20 ↘ 6
- Shopping Mall/Plaza Common Area: 5 ↔ 5



Sector 4 Weekly Briefing for 22 December 2025 to 28 December 2025

The data is not National Incident Based Reporting System (NIBRS) compliant. Do not compare the results with any report using that standard. The data is dynamic and is subject to change and/or revision. The number of distinct offenses listed on a report are counted. This does not represent reports or individuals. All data is compared to last year for the same number of days or date range. Small numbers may cause large percent increases and decreases. Beginning 1 October 2022, there was a change in how TPD reports certain Aggravated Assaults and Destruction offenses.

| Offense Breakdown | 7 Days | | 28 Days | | Year to Date | | 7 Days | 28 Days | YTD |
|--|-------------|-------------|-------------|-------------|--------------|-------------|---------|---------|---------|
| | 22-Dec-2024 | 22-Dec-2025 | 01-Dec-2024 | 01-Dec-2025 | 01-Jan-2024 | 01-Jan-2025 | | | |
| | 28-Dec-2024 | 28-Dec-2025 | 28-Dec-2024 | 28-Dec-2025 | 28-Dec-2024 | 28-Dec-2025 | | | |
| Persons | 18 | 13 | 77 | 61 | 1172 | 1119 | 27.8%▼ | 20.8%▼ | 4.5%▼ |
| Assault | 17 | 12 | 72 | 53 | 1079 | 1021 | 29.4%▼ | 26.4%▼ | 5.4%▼ |
| Homicide (doesn't include Negligent/Justifiable) | 0 | 0 | 0 | 1 | 9 | 9 | 0.0% | NC | 0.0% |
| Kidnapping/Abduction | 0 | 1 | 0 | 2 | 22 | 33 | NC | NC | 50.0%▲ |
| Sex Offenses, Forcible | 1 | 0 | 5 | 5 | 62 | 56 | 100.0%▼ | 0.0% | 9.7%▼ |
| Property | 61 | 47 | 241 | 233 | 4114 | 3165 | 23.0%▼ | 3.3%▼ | 23.1%▼ |
| Arson | 0 | 0 | 1 | 1 | 19 | 32 | 0.0% | 0.0% | 68.4%▲ |
| Burglary/Breaking and Entering | 8 | 8 | 32 | 35 | 389 | 339 | 0.0% | 9.4%▲ | 12.9%▼ |
| Counterfeiting/Forgery | 0 | 0 | 0 | 0 | 15 | 11 | 0.0% | 0.0% | 26.7%▼ |
| Destruction/Damage/Vandalism of Property | 12 | 5 | 52 | 53 | 947 | 713 | 58.3%▼ | 1.9%▲ | 24.7%▼ |
| Fraud | 0 | 0 | 6 | 12 | 153 | 142 | 0.0% | 100.0%▲ | 7.2%▼ |
| Larceny/Theft | 21 | 16 | 93 | 75 | 1598 | 1262 | 23.8%▼ | 19.4%▼ | 21.0%▼ |
| Motor Vehicle Theft | 13 | 9 | 39 | 41 | 730 | 446 | 30.8%▼ | 5.1%▲ | 38.9%▼ |
| Robbery | 3 | 8 | 9 | 10 | 127 | 117 | 166.7%▲ | 11.1%▲ | 7.9%▼ |
| Stolen Property | 4 | 1 | 7 | 5 | 115 | 82 | 75.0%▼ | 28.6%▼ | 28.7%▼ |
| Society | 5 | 9 | 26 | 31 | 266 | 429 | 80.0%▲ | 19.2%▲ | 61.3%▲ |
| Drug/Narcotic | 4 | 7 | 20 | 22 | 166 | 305 | 75.0%▲ | 10.0%▲ | 83.7%▲ |
| Pornography/Obscene Material | 0 | 0 | 2 | 0 | 6 | 1 | 0.0% | 100.0%▼ | 83.3%▼ |
| Prostitution | 0 | 0 | 0 | 2 | 3 | 6 | 0.0% | NC | 100.0%▲ |
| Weapon Law Violations | 1 | 2 | 4 | 7 | 91 | 117 | 100.0%▲ | 75.0%▲ | 28.6%▲ |
| Sector Totals | 84 | 69 | 344 | 325 | 5552 | 4713 | 17.9%▼ | 5.5%▼ | 15.1%▼ |

NC = Noncalculable

Last 7 Days

Notes:

- There were no Homicide offense(s) during the last 7 days.
- 50.0% (6/12) of the Assaults were coded Simple Assault.
- There were 12 DV-related offenses.
- 41.7% (5/12) of the DV-related offenses were Persons.
- 41.7% (5/12) of the Assaults were DV-related.
- DV-related Offenses: 13 ▾ 12
- There were 2 Gang-Related offense(s) during the last 7 days.
- Theft from Motor Vehicle: 2 ▾ 0

Top 5 Locations - Compared to last year

- 1302 S 38th St: 0 ↗ 6
- 4103 Everett St: 0 ↗ 3
- 602 S 38th St: 1 ↗ 2
- 707 S 56th St: 3 ▾ 2
- 4302 Pacific Ave: 0 ↗ 2
- 4051 E J St: 0 ↗ 2
- 7843 Pacific Ave: 0 ↗ 2
- There were 3 additional locations with 2.

Top 5 Offense Locations - Compared to last year

- Single Family Residence: 21 ▾ 14
- Parking Lot: 15 ▾ 9
- Grocery Store: 4 ↗ 9
- Street/Right Of Way: 18 ▾ 8
- Apartment: 4 ↗ 7



MEETINGS FOR THE WEEK OF JANUARY 5, 2026 THROUGH JANUARY 9, 2026

| TIME | MEETING | LOCATION |
|-----------------------------------|--|--|
| MONDAY, JANUARY 5, 2026 | | |
| 5:30 PM | Tacoma Creates Advisory Board | 747 Market St., Municipal Bldg., Conf. Rm. 248 Join Zoom Meeting at: https://zoom.us/j/97000956979 Telephonic: Dial 253-215-8782 Meeting ID: 970 0095 6979 Passcode: 675391 Contact Lisa Jaret at 253-591-5161 |
| TUESDAY, JANUARY 6, 2026 | | |
| 9:00 AM | Hearing Examiner's Hearing* | 747 Market St., Municipal Bldg., Council Chambers Visit https://tacoma.gov/hearingexaminer |
| 9:00 AM | Police Pension/Disability Board | 3628 S. 35th St., Public Utilities Bldg., ABN-Ground Floor, Retirement Conf. Rm. Join Zoom Meeting at: https://zoom.us/j/86309639383 Telephonic: Dial 253-215-8782 Meeting ID: 863 0963 9383 Passcode: 521502 Contact Cheri Campbell at 253-502-8700 |
| 10:00 AM | Government Performance and Finance Committee – Cancelled | |
| 11:15 AM | Bid Opening** | 3628 S. 35th St., Public Utilities Bldg., ABN-M1 Join Zoom Meeting at: https://zoom.us/j/88402680573 Telephonic: Dial 253-215-8782 Meeting ID: 884 0268 0573 Contact Lisa Yost at 253-502-8468 |
| NOON | City Council Study Session | 747 Market St., Municipal Bldg., Council Chambers Join Zoom Meeting at: https://zoom.us/j/89496171192 Telephonic: Dial 253-215-8782 Meeting ID: 894 9617 1192 Passcode: 896569 Contact Rosheida Meyers at 253-591-5134 |
| 5:00 PM | City Council Meeting | 747 Market St., Municipal Bldg., Council Chambers Join Zoom Meeting at: https://zoom.us/j/84834233126 Telephonic: Dial 253-215-8782 Meeting ID: 848 3423 3126 Passcode: 349099 Contact City Clerk's Office at 253-591-5505 |
| WEDNESDAY, JANUARY 7, 2026 | | |
| 5:00 PM | Planning Commission – Cancelled | |

THURSDAY, JANUARY 8, 2026

| | | |
|---------|---|--|
| 7:30 AM | Tacoma Community Redevelopment Authority Board | 747 Market St., Municipal Bldg., Conf. Rm. 248 Join Zoom Meeting at: https://zoom.us/j/84447211773 Telephonic: Dial 253-215-8782 Meeting ID: 844 4721 1773 Passcode: 970091 |
| 9:00 AM | Hearing Examiner's Hearing* | 747 Market St., Municipal Bldg., Council Chambers Visit https://tacoma.gov/hearingexaminer |
| 9:00 AM | Fire Pension/Disability Board | 3628 S. 35th St., Public Utilities Bldg., ABN-Ground Floor, Retirement Conf. Rm. Join Zoom Meeting at: https://zoom.us/j/88629750418 Telephonic: Dial 253-215-8782 Meeting ID: 886 2975 0418 Passcode: 169592 Contact Cheri Campbell at 253-502-8700 |
| 4:00 PM | Tacoma Area Commission on Disabilities | 747 Market St., Municipal Bldg., Conf. Rm. 243 Join Zoom Meeting at: https://zoom.us/j/87500730041 Telephonic: Dial 253-215-8782 Meeting ID: 875 0073 0041 Passcode: 931997 |
| 4:30 PM | Community Vitality and Safety Committee – Cancelled | |
| 5:00 PM | Land Use Public Meeting*** | 747 Market St., Municipal Bldg., Council Chambers Contact Larry Harala at 253-591-5640 |

FRIDAY, JANUARY 9, 2026

| | | |
|----------|---|--|
| 8:00 AM | Joint Municipal Action Committee | 747 Market St., Municipal Bldg., Conf. Rm. 248 Join Zoom Meeting at: https://zoom.us/j/98549746315 Telephonic: Dial 253-215-8782 Meeting ID: 985 4974 6315 Passcode: 202626 |
| 10:30 AM | Operational Strategy and Administrative Committee | 747 Market St., Municipal Bldg., Conf. Rm. 243 Join Zoom Meeting at: https://zoom.us/j/91923690364 Telephonic: Dial 253-215-8782 Meeting ID: 919 2369 0364 Passcode: 614650 |



Meeting sites are accessible to people with disabilities. People with disabilities requiring special accommodations should contact the appropriate department(s) 48 hours prior to the meeting time.

* Hearing Examiner's Hearings and Local Improvement District Meetings meet on an as-needed basis. Contact the Hearing Examiner's Office at 253-591-5195 to confirm whether a meeting will be held this week. Hearings may be held at various times throughout the day.

** Bid Opening will be held on an as-needed basis. Contact the Finance Procurement and Payables Office at 253-502-8468 or www.tacomapurchasing.org to confirm whether Bid Opening will be held.

*** Land Use Public Meetings meet on an as-needed basis. Contact Larry Harala at 253-591-5640 confirm whether a meeting will be held this week.



Tacoma City Council Constituent Intake Website Data Report: December 2025

Total Request
Submissions

1228

Total Submissions

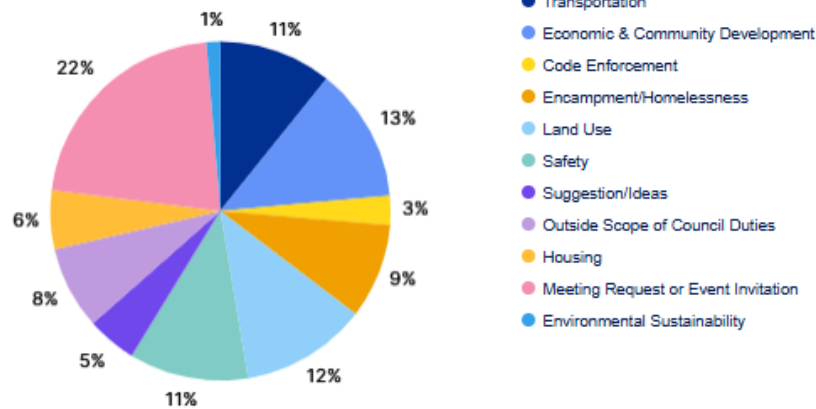
Request
Submissions

883

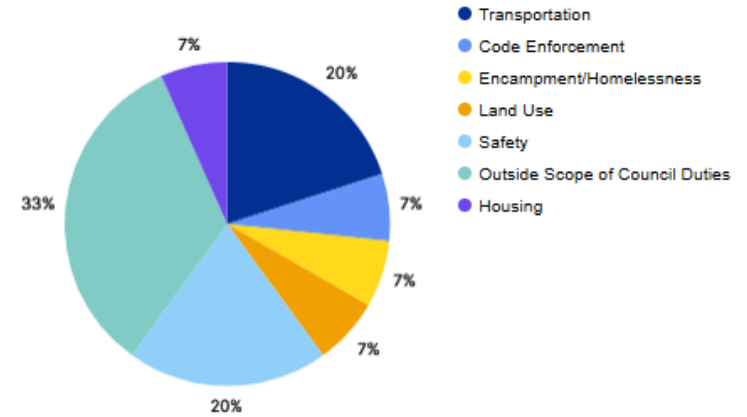
Inquiries that include
+1 Council Member

Topic Codes

Summary

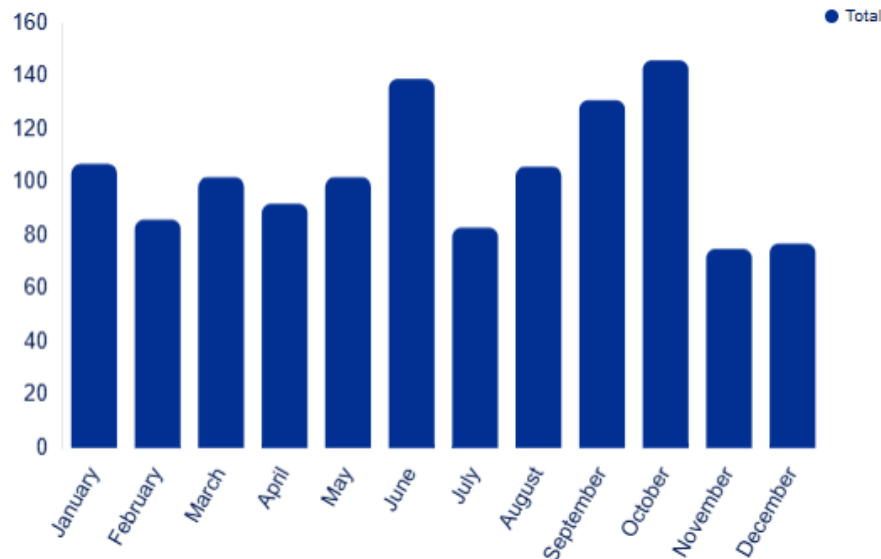


Last 14 Days

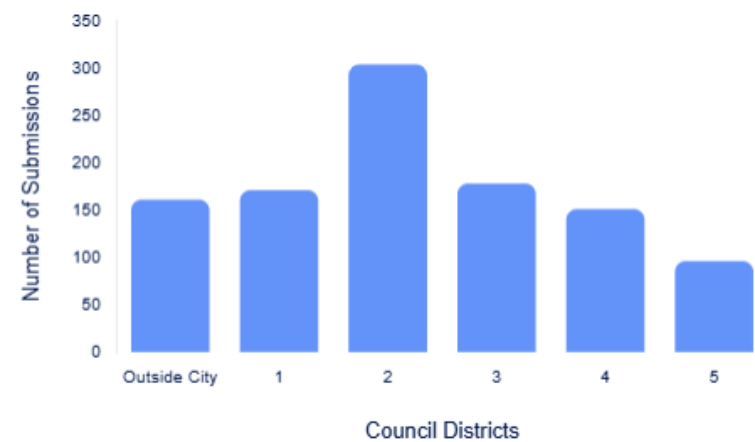


Submission Summary

Submissions by Month



Submissions by Council District



| Date | Meeting | Subject | Department |
|--------------------------|---|----------------------------|---|
| January 6, 2026 | Study Session (Hybrid Council Chambers / Dial-in 12:00 p.m.) | Public Safety Sales Tax | Andy Cherullo, Finance |
| | | Council Action Memorandums | Mayor Ibsen |
| | City Council Meeting (hybrid Council Chambers /dial-in 5:00 PM) | | |
| January 13, 2026 | Study Session (Hybrid Council Chambers / Dial-in 12:00 p.m.) | Department Overviews | Center for Strategic Priorities and Planning and Development Services |
| | | | |
| | City Council Meeting (hybrid Council Chambers /dial-in 5:00 PM) | | |
| January 20, 2026 | Study Session (Hybrid Council Chambers / Dial-in 12:00 p.m.) | Tentatively Cancelled | |
| | | | |
| | City Council Meeting (hybrid Council Chambers /dial-in 5:00 PM) | Tentatively Cancelled | |
| January 27, 2026 | Study Session (Hybrid Council Chambers / Dial-in 12:00 p.m.) | Department Overviews | Media and Communications and Information Technology |
| | | | |
| | City Council Meeting (hybrid Council Chambers /dial-in 5:00 PM) | | |
| February 3, 2026 | Study Session (Hybrid Council Chambers / Dial-in 12:00 p.m.) | Department Overviews | Community and Economic Development and Tacoma Venues and Events |
| | | | |
| | City Council Meeting (hybrid Council Chambers /dial-in 5:00 PM) | | |
| February 10, 2026 | City Council Study Session (Hybrid Council Chambers / Dial-in 12:00 p.m.) | Department Overview | Neighborhood and Community Services |
| | | | |
| | City Council Meeting (hybrid Council Chambers /dial-in 5:00 PM) | | |
| February 17, 2026 | City Council Study Session (Hybrid Council Chambers / Dial-in 12:00 p.m.) | Tentatively Cancelled | |
| | | | |
| | City Council Meeting (hybrid Council Chambers /dial-in 5:00 PM) | Tentatively Cancelled | |
| February 24, 2026 | Study Session (Hybrid Council Chambers / Dial-in 12:00 p.m.) | Department Overview | Human Resources |
| | | | |
| | City Council Meeting (hybrid Council Chambers /dial-in 5:00 PM) | | |

| Community Vitality and Safety Committee | | | |
|---|--|--|---|
| Members (Chair) CM Rumbaugh, (Vice Chair) CM Walker, CM Sadalge, and CM Scott; Alternate: CM Diaz Staff Executive Liaison: Vicky McLaurin Coordinator: Arsenio Roddy-Little | | Meetings 2nd and 4th Thursdays 4:30pm Zoom and TMB 248 | CBC Assignments • Commission on Disabilities • Commission on Immigrant & Refugee Affairs • Community Redevelopment Authority • Community's Police Advisory Committee • Housing Authority • Human Rights Commission • Human Services Commission • Public Library Board |
| Date | Topic | Presenter(s) | Description |
| January 8 | Cancelled | | |
| January 22 | 2025 Annual Review | Vicky McLaurin, Executive Liaison | The Committee will discuss 2025 Year-End Report and discuss their workplan for 2026. |
| | Tacoma Community Redevelopment Authority (TCRA) Interviews | Nicole Emery, City Clerk | The Committee will conduct interviews to fill seats on the Tacoma Community Redevelopment Authority. |
| | Community Police Advisory Committee (CPAC) | Nicole Emery, City Clerk | The Committee will conduct interviews to fill seats on the Community Policy Advisory Committee. |
| February 12 | Human Rights Commission and Human Services Commission Interviews | Nicole Emery, City Clerk | The Committee will conduct interviews to fill seats on the Human Rights and Human Services Commissions. |
| | Tenative: Homeless Strategy Review | Caleb Carbone, NCS | The Committte will review current Homeless Strategy and discuss how the URA and other strategy's align with the City's approach. |
| February 26 | Tenative: Opioid Settlement Funds | Caleb Carbone, and Sarah Bridgeford, NCS | |
| | Tenative: Systems and Strategy Issue Statement for 2027-28 NCS competitive funding process | Caleb Carbone, and Sarah Bridgeford, NCS | |
| March 12 | Commission on Immigrant and Refugee Affairs Interviews | Nicole Emery, City Clerk | The Committee will conduct interviews to fill seats on the Commission. |

| Economic Development Committee | | | |
|--|--|---|--|
| Members (Chair) DM Daniels, (Vice Chair) CM Diaz, CM Bushnell, and CM Scott; Alternate: CM Rumbaugh; Staff Executive Liaison: Tanja Carter; Coordinator: Anna Le | | Meetings 2nd, 4th, and 5th Tuesdays 10:00am Zoom and TMB 248 | CBC Assignments • Arts Commission • City Events and Recognition Committee • Equity in Contracting Advisory Committee • Convention Center Public Facilities District • Tacoma Creates Advisory Board |
| Date | Topic | Presenter(s) | Description |
| January 13 | 72nd Street and Pacific Avenue Fred Meyer Update | Carol Wolfe, Division Manager; Tanja Carter, Director, Community and Economic Development | This informational update will provide further details on the 72nd Street and Pacific Avenue Fred Meyer closure. The brief overview will summarize current site maintenance, collaboration with the Tacoma-Pierce County Health Department, redevelopment opportunities, and more. |
| January 27 | | | |
| February 10 | | | |
| February 24 | | | |

| Government Performance and Finance Committee | | | | |
|---|---|--|---|---|
| Members (Chair) CM Hines, (Vice Chair) CM Bushnell, DM Daniels, and CM Rumbaugh; Alternate: CM Walker Staff Executive Liaison: Andy Cherullo; Coordinator: Chantra Real | | Meetings 1st and 3rd Tuesdays 10:00am Zoom and TMB 248 | CBC Assignments • Audit Advisory Board • Board of Ethics • Civil Service Board • Public Utility Board | |
| Date | Topic | Presenter(s) | Description | Notes |
| January 6 | Cancelled | | | May need to avoid formal votes as Council will likely not have adopted Committee appointments yet |
| January 20 | To be determined | | | Day following MLK Jr. Day, when Council meetings & Study Sessions are usually cancelled |
| February 3 | Amendments to Tacoma Municipal Code (TMC), Subtitle 6A – Tax Code | Danielle Larson, Tax and License Division Manager, Finance | The voter approved tax rate increase to the City's utility tax rates expires February 28, 2026. Amendments to Tacoma Municipal Code (TMC), Subtitle 6A – Tax Code are required to update the utility tax rates from 7.5% to 6% effective March 1, 2026. | May conflict with City Manager recruitment schedule |
| | Tacoma Power's Open Access Transmission Tariff Update | Jing Liu, Rates & Forecasting Group, Tacoma Power | Proposal to update the wholesale transmission rates to better reflect Tacoma Power's cost of service and request to update verbiage on terms related to Energy Imbalance Market. | |
| February 17 | | | | Day following President's Day, when Council meetings and study sessions are usually cancelled |

Infrastructure, Planning, and Sustainability Committee

Members

(Chair) CM Walker, (Vice Chair) CM Diaz,
CM Hines, and CM Sadalge; Alternate: CM Bushnell

Staff

Executive Liaison: Ramiro Chavez; Coordinator: Anna Le

Meetings

2nd and 4th Wednesdays
4:30pm
Zoom and TMB 248

CBC Assignments

- Board of Building Appeals • Climate and Sustainability Commission
- Landmarks Preservation Commission • Planning Commission
- Transportation Commission • Urban Design Board

| Date | Topic | Presenter(s) | Description |
|-------------|---|--|--|
| January 14 | Cancelled | -- | -- |
| January 28 | Elect Committee Chair and Vice Chair | -- | -- |
| | Urban Forest Priority Action Plan: Neighborhood Council Report Out | Council Member Kristina Walker, Infrastructure, Planning, and Sustainability Committee, Tacoma City Council | Council Member Kristina Walker will report on her discussions with Neighborhood Councils about potentially expanding City maintenance of trees in the right of way and new land use and development regulations for tree canopy management and preservation. |
| | Evaluating Tacoma's Wood Waste Streams and Circular Economy Potential | Ryan Hebert, Urban Forestry Analyst; Mike Carey, Urban Forestry Program Manager, Environmental Services | Summary of findings from Council-commissioned study (Resolution 41555) Urban Wood Reuse Program, characterizing and improving upon the current state of wood reuse in Tacoma, in alignment with adopted climate and waste diversion policies. Conducted by Cambium Carbon, the study estimated current wood waste generation and disposal volumes and identified five clear opportunities to improve Tacoma's wood reuse system. |
| February 11 | PFAS Destruction Pilot Project and Forthcoming PFAS Regulations | Tiffany Ryan, Assistant Division Manager, Environmental Services | Staff will summarize findings from a 2024 joint EPA grant-funded project -- an Environmental Services, UW Tacoma, Aquagga, and ECT2 partnership -- that evaluated the efficacy of on-site PFAS destruction at the Central Treatment Plan (CTP). Additionally, staff will provide an overview of Washington Senate Bill 5033 and its impact on the City. Passed in 2025, SB 5033 addresses PFAS in biosolids and added PFAS monitoring to the CTP's National Pollutant Discharge Elimination System permit. |
| February 25 | Streets Initiative II | Corey Newton, Assistant Director, Public Works | Public Works will provide a presentation and update related to a potential future Streets Initiative. |
| | Parking Code Update | Maryam Moeinian, Senior Planner; Steve Atkinson, Interim Assistant Division Manager, Planning and Development Services | Staff will provide an update on the Parking Code Amendments, with a focus on project background and key policy options. |