



WEEKLY REPORT TO THE CITY COUNCIL

June 11, 2026

Members of the City Council
City of Tacoma, Washington

Dear Mayor and Council Members:

ITEMS OF INTEREST

1. **Mayor Ibsen** provides the attached **Council Action Memorandum** for a Resolution authorizing a one-time use of a Council Contingency funding expenditure in the amount of **\$1,000**, to sponsor the **Juneteenth Prayer Breakfast**.
2. Interim Public Works Director Kurtis Kingsolver provides the attached **2025 Transportation Benefit District Report** and the **May 2026 Vision Zero Monthly Crash Report**.
3. The [Tacoma Habitat Stewardship Program](#)—relaunched last year and co-managed by the City’s Open Space Program and the Pierce Conservation District—invites our Council Members to join an upcoming Saturday restoration work party. **The program is growing rapidly, engaging community members in hands-on stewardship and education across our open spaces. No experience is needed; we provide tools, gloves, snacks, and support.**

Our work parties are held on Saturdays from 9 a.m. to 12 p.m., occurring monthly at each active volunteer site:

- q^wiq^wəlut “Little Marsh”: 2nd Saturday
- Wapato Hills: 2nd Saturday
- Trafton Slope: 3rd Saturday
- Fern Hill: 4th Saturday

If summertime availability is limited, please note that Green Tacoma Day will be held on October 10th, and we welcome everyone to join us then too. Point of contact is Lizzy Matteri, LMatteri@tacoma.gov. More information at: tacoma.gov/habitatstewardship.

4. **Call to all Artists! Applications are now open for the 2026 Tacoma Studio Tour and Arts at the Armory!** If you’re a Tacoma artist or creative who wants to participate in Tacoma Arts Month events this October, apply by Monday, June 22, 2026. More details and applications can be found here: [Tacoma Studio Tour & Arts at the Armory](#).

5. City-funded Temporary and Emergency Shelter Performance: The City posts weekly information about its Temporary and Emergency Shelter locations including current census, number of available beds, and exits to housing. **This information can be found at: <https://cms.tacoma.gov/ncs/weeklydataupdate.pdf> and is updated weekly.**

Pierce County Human Services also uses the Homeless Management Information System to report daily availability throughout Pierce County. This information can be found at: <https://www.piercecountywa.gov/8220/Homeless-Emergency-Shelter-Availability> and shows the available beds open at shelters and is updated Monday - Friday by 10:00 a.m.

6. Encampment Outreach: For the week of **June 1 - 5 , 2026**, the HEAL team visited **21 locations**. This resulted in **56 (26 new, and 30 repeat)** individuals contacted and referred to community services. **Additionally, from this week's outreach, 19 people were interested in shelter specific services and 29 individuals were interested in other supportive services: 3 individuals were placed into shelter** so far and HEAL will continue to work with the remaining 16 individuals to find available shelter beds that best meets the individual's needs. This information can be found at: [HEAL Team Engagement Dashboard | Tacoma Open Data](#).

7. Inclement Weather Response: **For the 2026 summer inclement weather season for heat and smoke, the City of Tacoma is partnering with Tacoma Libraries, outreach teams (contracted and non-contracted), and volunteers** to ensure that unsheltered individuals have access to water, masks, information about cooling centers, and sheltering throughout the City. We have ensured that there is sufficient water available at the Stability Site for pickup that our partners are prepared to supply resources accordingly.

On Monday, June 15, 2026, temperatures are expected to stay slightly elevated potentially reaching threshold of moderate levels, and the City is focused on equipping day centers and outreach team with supplies to support the unsheltered individuals.

The thresholds for activations are according to the [National Weather Service Heat Risk Index](#):

- **Moderate levels of heat** that affects most individuals sensitive to heat, especially those without effective cooling and/or adequate hydration. The City will work with providers and volunteers to pass out supplies and supporting day centers.
- **Major and extreme levels of heat** that affects anyone without effective cooling and/or adequate hydration. The City will continue to pass out supplies and work with our providers to expanding daytime and overnight sheltering. *The City pauses non-emergent encampment removals from public property and City rights-of-way during inclement weather events that meet this threshold.*

8. Join the Tacoma - Pierce County Climate Leadership Cohort: This is a program where participants learn climate solutions and civic engagement for our collective climate future, and is a partnership between the City of Tacoma, Pierce County, and the Tacoma Tree Foundation.

- **WHY:** Connects frontline community members—vulnerable, underserved, and underrepresented residents—with City and County staff, elected officials, and community organizations so they can take climate action in their neighborhoods and communities!
- **WHAT:** Created to foster relationships, support individual development, encourage advocacy, and connect communities, this multi-day program allows cohort members to learn about local climate impacts, emissions sources, civic engagement strategies and solutions through a social justice lens.
- **WHO:** The Cohort is made of frontline community members: residents of Tacoma and Pierce County who have been made vulnerable and/or are historically underserved, underrepresented, including to the first and worst climate impacts.

Cohort members will be offered a stipend of up to \$595 for completing the program. Learn more at: [Tacoma Climate Leadership Cohort — Tacoma Tree Foundation](#).

9. City Manager's Office Constituent Relations Analyst Karyssa Mathison provides the attached **Constituent Intake Report**.
10. Please see the attached City of Tacoma **Weekly Meeting Schedule**.
11. Tacoma Police Chief Jackson provides the attached **Weekly Crime Report for the week ending on June 7, 2026**.
12. Amy Clancy, Media and Communications Director shares the **"Good News"** below.
 - **Graduation season is here!** This year, around 3,000 students will walk across the stage at the [Tacoma Dome](#) and into the next chapter of their lives. We are so proud of all of the graduates and thankful for the friends, family, and neighbors who helped them get to this milestone.
 - **The 253 is a series that celebrates the people, places, and programs that make Tacoma a vibrant and connected community.** Over the past month, three new segments have dropped including: Grit City Role-Playing Game (RPG) League – a growing community that gathers to play tabletop role playing games, Tacoma Stars – Tacoma's own indoor soccer club with a long legacy and enthusiastic fan base, Tacoma Urban Performing Arts Center (T.U.P.A.C) - a community art space rooted from the vision of founder Kabby Mitchell III. You can check out the series here: [The 253 - YouTube](#).
 - On May 30, 2026, during his Coffee with your Council Member event, **Council Member John Hines and community members met at the Wheelock Library to discuss Tacoma's urban forest, updates regarding litter, trash, and graffiti cleanup, the latest public safety news, and much more.** We especially appreciated the positive feedback for the City's Tacoma FIRST 311 team and all their hard work to address resident issues. More information a photos of the event can be seen here: [Council Member John Hines Coffee Event Recap](#).

- Mayor & Council Members Officially Launched Tidy-Up Tacoma - Summer 2026: City crews will be working hard along Tacoma's major gateway corridors and visitor routes to pick up litter, clear roadside debris, and restore public spaces ahead of a big summer packed with graduations, parades, waterfront celebrations, and sporting events. He was joined by Council Member John Hines, Council Member Sandesh Sadalge, community member Andrea Haug from Litter Free 253, members of our Environmental Services team, and local business owners including Andrew Creighton from Brown and Haley and Deandrea Russell from the soon-to-open Orange Box Café to kick-off this major effort. **This effort marks the beginning of a renewed focus on cleaning up our City, thank you to all of the community members who have joined in the efforts of Tidying up Tacoma!**

- **Hey Tacoma, we see you saving lives out there!** In 2025, we saw you start CPR on your family, friends, and neighbors 50.7% of the time. That is the highest bystander CPR rate we've seen in 10 years, and that's better than the national (42.6%) and state (49.6%) averages! When you start CPR right away, you can double or triple a person's chance of surviving sudden cardiac arrest. If you do nothing while waiting for help to arrive, that person's chance of survival drops 7% to 10% for each minute that passes without CPR. If you're not sure how an AED works or when to do CPR, sign up for a class! **Tacoma Fire offers free classes every month for residents of Tacoma, Fife, and Fircrest!** Learn CPR from our firefighters, and you could save a life!

If you already know CPR, sign up for Pulse Point alerts. Pulse Point will notify you when someone nearby needs CPR: pulsepoint.org If you live in Tacoma, Fife, or Fircrest, you can sign up for one of our FREE CPR classes here: tacoma.gov/cpr.

- Another day, another unusual call for Tacoma PD's Explosive Ordnance Disposal (EOD) Unit: On June 3, 2026, officers were called after a suspicious object was found at a house undergoing renovations. Patrol officers responded and requested our EOD Unit to investigate. Once on scene, EOD technicians examined the object and determined it was military ordnance. During a search of the property, technicians located a second suspicious item. Further inspection revealed the items were two WWII-era M77 90mm armor-piercing rounds. The rounds contained no explosives and were made entirely of steel, weighing approximately 23.4 pounds each. These types of rounds were historically fired from tanks and anti-tank cannons.

Army EOD safely took custody of the items. While this discovery turned out to be non-explosive, it's a great reminder that if you come across a suspicious military-looking item, do not touch or move it. Leave the area and call 911 so trained personnel can respond safely. [Tacoma Police Department Explosive Ordnance Unit works with Army EOD](#)

- It's time to tally how many calls Tacoma Fire responded to in May! There were: 202 fire calls, 3,350 medical calls and 677 other calls, **this is a combined total of 4,229 calls!**

STUDY SESSION / WORK SESSION

13. The City Council Study Session of Tuesday, June 16, 2026, will be conducted as a hybrid meeting.

This meeting can be attended in-person at the Tacoma Municipal Building, Council Chambers, located at 747 Market Street on the 1st floor or be heard by dialing (253) 215 – 8782 or through Zoom at: www.zoom.us/j/89496171192 and entering the meeting ID 894 9617 1192; passcode 896569 when prompted. This meeting will be broadcast on TV Tacoma.

Discussion items will include: (1) **Other Items of Interest: Council Consideration Request – Rental Housing;** (2) **Committee Reports;** (3) **Agenda Review & City Manager’s Weekly Report;** (4) **Closed Session – Labor Strategy.**

There are no regular agenda briefing items.

Under other items of interest, the following items will be discussed:

- Council Consideration Request – **Rental Housing**
[Council Member Palmer]

14. The updated Tentative City Council Forecast and Consolidated Standing Committee Calendars are attached for your information.

MARK YOUR CALENDARS

- **Mayor Anders Ibsen Community Office Hours:**
 - Wednesday, June 17, 2026, 12:00 p.m. – 1:00 p.m., Elmer’s Restaurant, 7427 South Hosmer Street, Tacoma, WA 98408
 - Wednesday, June 24, 2026, 12:15 – 1:30 p.m., Coopers Food and Drink, 5928 North 26th Street, Tacoma WA, 98407.
- **Council Member Walker Walk and Talk: June 18, 2026, 5:00 p.m. - 6:00 p.m., Fern Hill library, 765 South 84th Street.** Join Council Member Kristina Walker for a walk around the Fern Hill neighborhood! You’ll be able to chat with her, ask questions, and share your concerns and ideas. No RSVPs needed.
- **Tacoma Juneteenth Community Celebrations:**
 - **Powerhouse Prayer Breakfast: June 19, 2026, 8:00 a.m. – 9:30 a.m., Lemay Car Museum, Banquet Room, 2702 East D Street, Tacoma, WA 98421.** This event is the spiritual and civic cornerstone of Juneteenth: A Road to Economic Freedom, setting the tone for Washington State’s largest Juneteenth celebration. Additional event information can be found here: [Powerhouse Prayer Breakfast](#).

- **Juneteenth Celebration - A Road to Economic Freedom: June 19, 2026, 12:00 p.m. – 6:00 p.m., Lemay Car Museum’s Haub Family Field, 2702 East D Street, Tacoma, WA 98421.** Join the largest Juneteenth celebration in Washington State – happening right here in Tacoma! This year’s event is at and features performances by Erica Campbell of Mary Mary, Lyfe Jennings, and Crystal Aikin and Community Choir on the main stage. Attendees can also enjoy food trucks, vendors, a car and bike show, and so much more! Event details can be found at: <https://www.juneteenthwa.com/>.

In service,

A handwritten signature in black ink, appearing to read "Hyun Kim", is centered on a light gray grid background.

Hyun Kim
City Manager

HK: RAM



City of Tacoma

City Council Action Memorandum

TO: Hyun Kim, City Manager
FROM: Bucoda Warren, Chief Policy Analyst
COPY: City Council and City Clerk
SUBJECT: A resolution authorizing the one-time use of Council Contingency Funds, in the amount of \$1,000, to sponsor the Juneteenth Prayer Breakfast. – Requested for June 16
DATE: June 10, 2026

SUMMARY AND PURPOSE:

A resolution authorizing the one-time use of Council Contingency Funds, in the amount of \$1,000, to sponsor the Juneteenth Prayer Breakfast.

COUNCIL SPONSORS:

Mayor Anders Ibsen

BACKGROUND:

This event serves as the civic cornerstone of Juneteenth: A Road to Economic Freedom, setting the tone for Washington State’s largest Juneteenth celebration. Held on the morning of June 19 at the LeMay Car Museum, the Breakfast brings together community leaders, residents, businesses, and organizations to reflect on the significance of Juneteenth and recommit to the values of justice, unity, opportunity, and shared prosperity. Through remarks, recognition of community leadership, and fellowship, the event honors the legacy of emancipation while highlighting the ongoing work required to advance equity and economic opportunity for all.

This year’s themes of freedom, economic justice, accountability, and hope, underscore the importance of creating pathways to economic mobility and strengthening partnerships that support thriving communities. These themes carry forward throughout the broader Juneteenth celebration, which welcomes more than 20,000 attendees, features nationally recognized performing artists, and showcases hundreds of small businesses, entrepreneurs, nonprofits, and community partners.

Sponsorship of this event supports critical event logistics and programming while demonstrating the City’s commitment to recognizing Juneteenth as both a celebration of freedom and a call to action. By supporting the Breakfast, the City helps foster meaningful community dialogue, elevate the contributions of Black residents and businesses, and set the stage for a day dedicated to unity, economic empowerment, and community connection.

COMMUNITY ENGAGEMENT/ CUSTOMER RESEARCH:

The Juneteenth Breakfast is organized through extensive collaboration between community leaders, nonprofit organizations, businesses, and public sector partners. The event serves as a gathering space for residents, stakeholders, and elected officials to reflect on the significance of Juneteenth and engage in dialogue about economic opportunity, equity, and community well-being. As the opening event of the region’s largest Juneteenth celebration, the Breakfast helps strengthen relationships across sectors and fosters meaningful community connection and participation. The city of Tacoma leans on our community leaders who have done the engagement, outreach, and collaboration to design a leading Juneteenth event in Washington.

2025 STRATEGIC PRIORITIES:

Equity and Accessibility:

The Juneteenth Breakfast advances the City’s commitment to equity by recognizing the history, contributions, and ongoing experiences of Black communities while creating space for dialogue, celebration, and economic



empowerment. The event is designed to be accessible to a broad cross-section of the community and supports inclusive participation by bringing together residents, community organizations, businesses, and civic leaders to foster understanding, opportunity, and belonging.

Livability: *Equity Index Score:* Moderate Opportunity

Increase positive public perception of safety and overall quality of life.

Explain how your legislation will affect the selected indicator(s)?

large community events like this, especially being one of the largest celebrations in the state helps to demonstrate Tacoma as a thriving and active community, improving the pride people feel in their community and the overall safety and quality of life that residents and visitors feel when in Tacoma.

ALTERNATIVES:

Alternative	Positive Impacts	Negative Impacts
1.Do not fund this request	More funding available for emergent issues.	Council will not be demonstrating their financial support this event.
2.Adjust funding for this request.	Could allow for more support for logistics and event support, adding to the event itself.	Less funding available for future issues.

EVALUATIONS AND FOLLOW UP:

Staff will work with organizers to keep apprised on updated to the prayer breakfast and the greater Juneteenth celebration for opportunities to engage and further support this community celebration. Staff and Council will also have the opportunity to attend the events and see the events in action.

SPONSOR RECOMMENDATION:

We recommend adoption of this resolution to sponsor the upcoming prayer breakfast recognizing Juneteenth.

FISCAL IMPACT:

Fund Number & Name	COST OBJECT (CC/WBS/ORDER)	Cost Element	Total Amount
1. 1030 – Council Contingency Fund	660000		\$1,000
2.			
TOTAL			\$1,000

What Funding is being used to support the expense?

COUNCIL CONTINGENCY FUND

Are the expenditures and revenues planned and budgeted in this biennium’s current budget?

YES



City of Tacoma

City Council Action Memorandum

The Council contingency fund is budgeted each biennium for unplanned expenses and community support such as this request.

Are there financial costs or other impacts of not implementing the legislation?

No

Will the legislation have an ongoing/recurring fiscal impact?

No

Will the legislation change the City's FTE/personnel counts?

No

ATTACHMENTS:

- Council Contingency Fund Tracker

Contingency Commitments 2026

Resolution Number	Funding Amount
Resolution 41859 Oasis Center	\$30,000.00
Council Contingency Fund request of \$30,000 to fund the Oasis Youth Center’s HIV and STI self-testing for LGBTQ+ youth ages 14 and older in Pierce County.	
Resolution 41864 True Vine Community Church of God in Christ	\$25,000.00
Council Contingency Fund request of \$25,000 to sponsor the 5th Annual Citywide Block Party.	
Resolution 41881 Northwest Immigrant Rights Project 2026 Gala Sponsorship	\$15,000.00
A Council Contingency Fund expenditure of \$15,000 to sponsor the Northwest Immigration Rights Project’s 2026 Gala and make a public declaration of solidarity with Northwest Immigrant Rights Project’s values	
Resolution 41904 Tacoma Film Task Force Sponsorship	\$10,000.00
Council Contingency fund expenditure of \$10,000 to sponsor the Tacoma Film Task Force.	
Resolution 41932 Ride Transit Month Sponsorship	\$10,000.00
Resolution authorizing the one-time use of Council Contingency Funds, in the amount of \$10,000, to sponsor Downtown on the Go's Ride Transit Month.	
Resolution 41933 NextGen GM Sports Executive Internship	\$20,000.00
A Council Contingency fund expenditure of \$20,000 to sponsor the “NextGen GM Sports Executive Internship” pilot program.	
To Council June 16, 2026	
Juneteenth Prayer Breakfast Sponsorship	\$1,000.00
A one-time Council Contingency fund expenditure of \$1,000 to sponsor the Juneteenth Prayer Breakfast	
Starting Balance	\$259,328.56
Allocated Funding	\$111,000.00
Remaining Balance	\$148,328.56



TO: Hyun Kim, City Manager
FROM: Kurtis Kingsolver, P.E., Interim Public Works Director *KDK*
SUBJECT: Tacoma Transportation Benefit District 2025 Progress Update
DATE: June 3, 2026

The Public Works Department is hereby providing the progress update for work accomplished in 2025 utilizing funds provided through the Transportation Benefit District (TBD).

The following table summarizes the budget, expenditures, and the highlights of the work performed for each program identified in Resolution No. TBD 026, which the TBD Board adopted on December 3, 2024 (see attached Exhibit A, "2025-2026 Transportation Benefit District Budget/Amended Spending Plan").

Program	2025-2026 Budget	2025 Expenditures ¹	Highlights
Street Rehabilitation	\$14,480,777	\$7,504,190	219 Blocks of Residential Surface Treatment 72 Blocks of Residential Overlay 122 Blocks of Residential Preventative Maintenance 2.83 Lane Miles of Arterial Permanent Repair
Non-motorized & Sidewalk/Curb Ramp	\$1,200,000	\$876,153	114 ADA Compliant Curb Ramp Upgrades
Pedestrian Safety	\$844,435		Funds not utilized in 2025
Cash Reserves	\$4,809,651		Funds not utilized in 2025
Totals	\$21,334,863	\$8,380,343	

Please contact me at (253) 325-3923 should you have any questions.

¹ An overhead rate (18.6% for year 2025) accounts for assessments and other administrative expenses not captured in program/project work orders. Original TBD 2025-2026 spending plan is detailed in Resolution No. TBD 024. Resolution No. TBD 026 is the amended plan.

EXHIBIT A

2025-2026 TRANSPORTATION BENEFIT DISTRICT BUDGET/AMENDED SPENDING PLAN

PROGRAM	BUDGET	PROGRAM PURPOSE
Street Maintenance and Repair	\$ 14,480,777	<p>The purpose of the Street Maintenance and Repair program is to maintain Tacoma's roadways, both residential and arterial. Repair and maintenance of the right-of-way promotes safety, enhances mobility, and protects the environment.</p> <p>Through Transportation Benefit District funding, Public Works anticipates completing the following work:</p> <p>Residential Surface Treatment – 250 to 270 Blocks Residential Street Paving – 90 to 110 Blocks Residential Preventative Maintenance - 255 to 275 Blocks Arterial Street Pavement Repair - 3 to 5 Lane Miles</p> <p>Replacement of aging equipment used for Street Maintenance and Repair</p>
ADA Accessible Curb Ramps	\$ 1,200,000	<p>The purpose of the ADA Accessible Curb Ramp Program is to construct ADA Accessible Ramps to improve the walkability of residential streets repaved by City forces</p> <p>Through Transportation Benefit District funding, Public Works anticipates completing the following work:</p> <p>Construct ADA Accessible Curb Ramps – 140 to 180 Ramps</p>
Pedestrian Safety	\$ 844,435	<p>ADA and Sidewalk (approximately 60%): Curb ramps, missing link sidewalks, marked crosswalks, bulbouts Grant match for future years</p> <p>Signal and Streetlight Improvements (approximately 40%): Accessible Pedestrian Signals, Leading Pedestrian Intervals, crosswalk beacons, pedestrian illumination.</p>
Cash Reserves	\$ 4,809,651	Cash Reserve for future program support
TOTAL BUDGET	\$ 21,334,863	

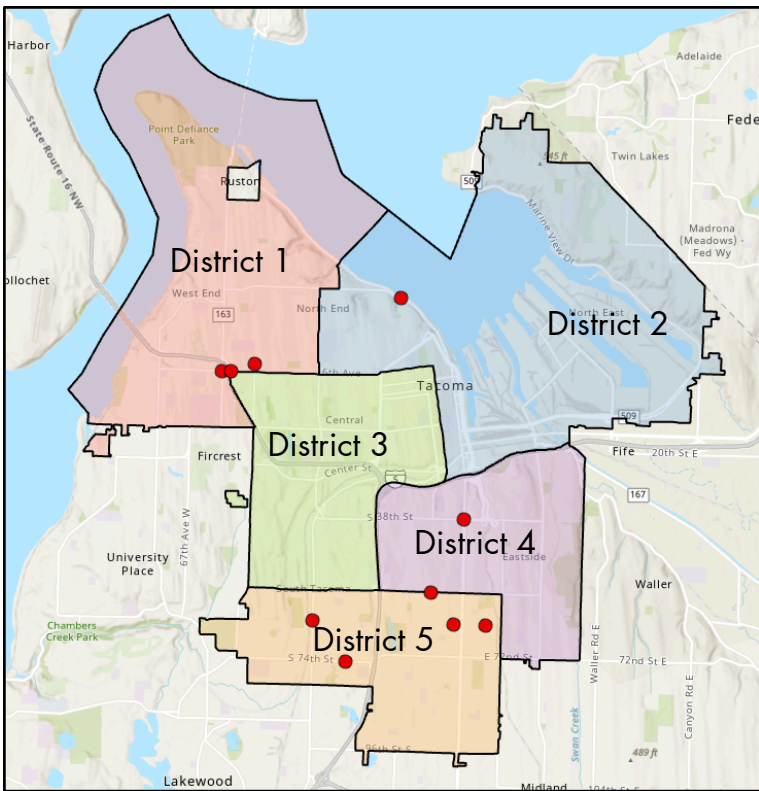


Vision Zero Monthly Crash Report

May 2026

THE DATA IS BASED UPON A TIME-SPECIFIC QUERY FROM THE WASHINGTON STATE PATROL - COLLISIONS ANALYSIS TOOL. THE DATA IS DYNAMIC AND IS SUBJECT TO CHANGE AND/OR REVISION.

May 2026 Fatal and Serious Injury Crashes by Council District



 **Fatal or Serious Injury Crash**

May Crash Summary

There were 329 total collisions in May:

- 8 collisions involved a pedestrian
- 6 collisions involved a bicyclist
- 10 collisions resulted in a serious injury or fatality.

To see the Vision Zero data dashboard or to learn more about Vision Zero, visit: tacoma.gov/visionzero

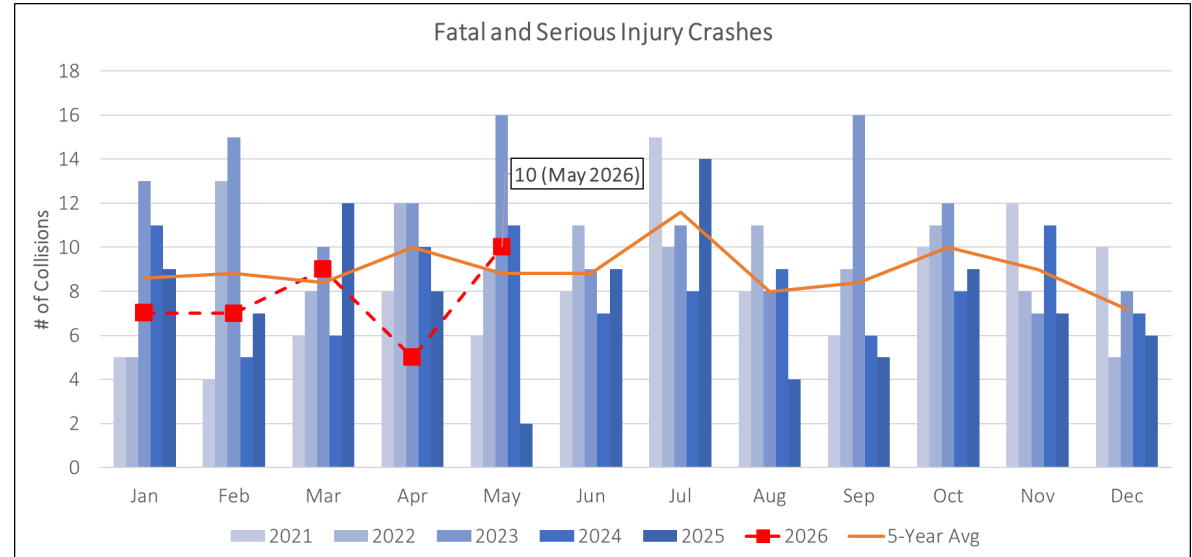
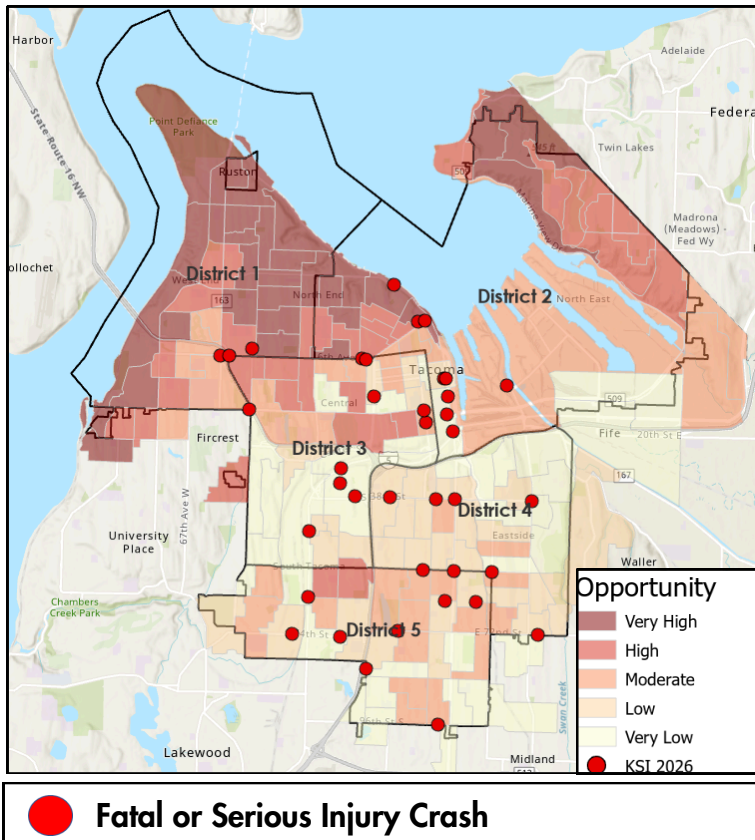
Primary Street	Secondary Street	Victim Age Range	Injury Level	Mode
S Oakes St	S 74th St	46 - 50	Fatality	Motorist
S Tacoma Way	S 64th St	25 - 30	Fatality	Motorist
N Schuster Pkwy	N 30th St	71 - 75	Serious Injury	Pedestrian
6th Ave	Pearl St	41 - 45	Serious Injury	Motorist
N Pearl St	N Bantz Blvd	25 - 30	Serious Injury	Motorist
N Orchard St	N 8th St	81+	Serious Injury	Motorist
E 64th St	E D St	31 - 35	Serious Injury	Motorist
Pacific Ave	S 38th St	25 - 30	Serious Injury	Motorist
		46 - 50	Serious Injury	Motorist
S 56th St	S Thompson Ave	25 - 30	Serious Injury	Motorist
S 64th St	S D St	31 - 35	Serious Injury	Motorist



Vision Zero Cumulative and Trends

City of Tacoma's Goal
Zero fatal and serious injury traffic crashes by 2035

2026 Year to Date Fatal and Serious Injury Crashes (Opportunity Index Overlay)



All Crashes (Annual Totals)				
Mode Type	5-Year Avg		Last 12 Months	
	Total	%	Total	%
Bicyclist	35	1%	43	1%
Motorist	3859	96%	3525	95%
Pedestrian	128	3%	138	4%

Fatal and Serious Injury Crashes (Annual Totals)				
Mode Type	5-Year Avg		Last 12 Months	
	Total	%	Total	%
Bicyclist	4	4%	3	3%
Motorist	79	74%	68	73%
Pedestrian	24	22%	22	24%

Above 5-Year Average

Below 5-Year Average

Federal law 23 United States Code Section 407 governs use of the data in this report. Under this law, data maintained for purposes of evaluating potential highway safety enhancements "...shall not be subject to discovery or admitted into evidence in a federal or state court proceeding or considered for other purposes in any action for damages arising from any occurrence at a location mentioned or addressed in such reports, surveys, schedules, lists, or data." If you should attempt to use the information in this report in an action for damages against City, the State of Washington, or any other jurisdiction involved in the locations mentioned in the data, these entities expressly reserve the right, under Section 407, to object to the use of the data, including any opinions drawn from the data.



Tacoma City Council Constituent Intake Website Data Report: June 2026

Total Request
 Submissions

731

Total Submissions

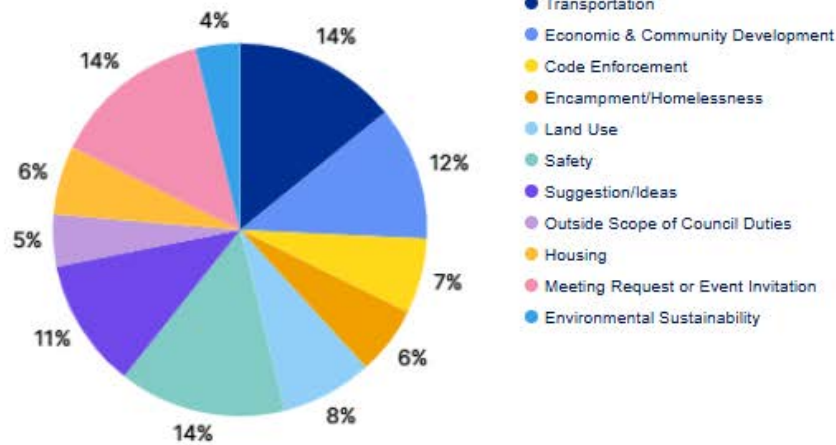
Request
 Submissions

599

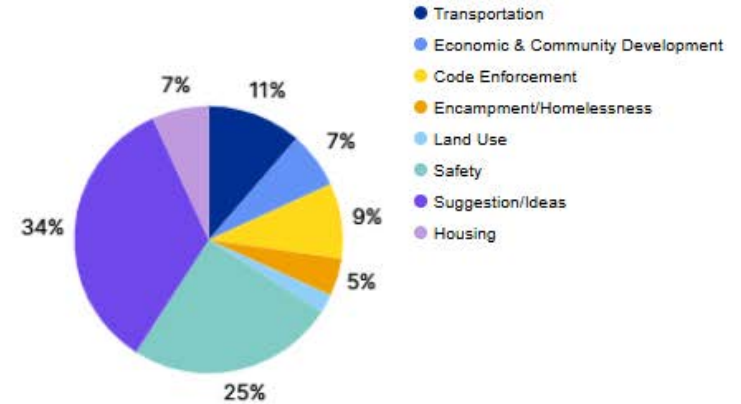
+1 or more council
 members included

Topic Codes

Summary

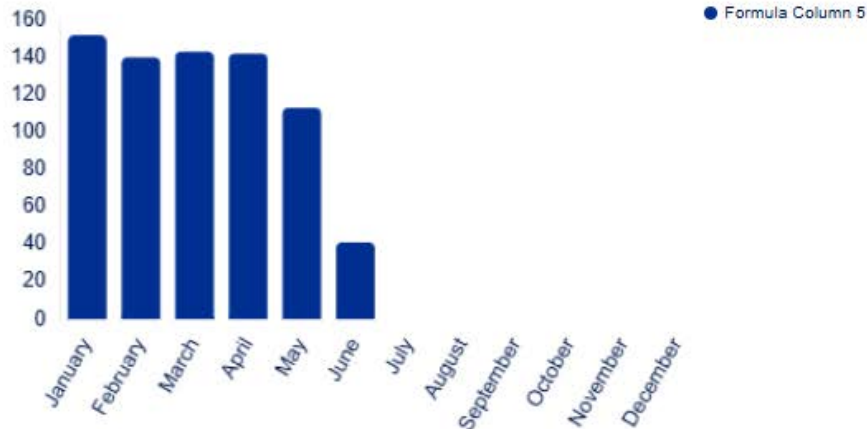


Last 14 Days



Submission Summary

Submissions by Month



Submissions by Council District





**MEETINGS FOR THE WEEK OF
JUNE 15, 2026 THROUGH JUNE 19, 2026**

TIME	MEETING	LOCATION
MONDAY, JUNE 15, 2026		
9:00 AM	Tacoma Community Redevelopment Authority – Special Meeting	747 Market St., Municipal Bldg., Conf. Rm. 248 Join Zoom Meeting at: https://zoom.us/j/84447211773 Telephonic: Dial 253-215-8782 Meeting ID: 844 4721 1773 Passcode: 970091 Contact Ronda VanderMeer at rvandermeer@tacoma.gov
TUESDAY, JUNE 16, 2026		
9:00 AM	Hearing Examiner's Hearing*	747 Market St., Municipal Bldg., Council Chambers Visit https://tacoma.gov/hearingexaminer
10:00 AM	Government Performance and Finance Committee – Canceled	
11:15 AM	Bid Opening**	3628 S. 35th St., Public Utilities Bldg., ABN-M1 Join Zoom Meeting at: https://zoom.us/j/88402680573 Telephonic: Dial 253-215-8782 Meeting ID: 884 0268 0573 Passcode: 070737 Visit www.tacomapurchasing.org
NOON	City Council Study Session	747 Market St., Municipal Bldg., Council Chambers Join Zoom Meeting at: https://zoom.us/j/89496171192 Telephonic: Dial 253-215-8782 Meeting ID: 894 9617 1192 Passcode: 896569 Contact Rosheida Myers at 253-591-5134
5:00 PM	City Council Meeting	747 Market St., Municipal Bldg., Council Chambers Join Zoom Meeting at: https://zoom.us/j/84834233126 Telephonic: Dial 253-215-8782 Meeting ID: 848 3423 3126 Passcode: 349099 Contact City Clerk's Office at 253-591-5505
WEDNESDAY, JUNE 17, 2026		
9:00 AM	Hearing Examiner's Hearing*	747 Market St., Municipal Bldg., Council Chambers Visit https://tacoma.gov/hearingexaminer
9:00 AM	Unfit Building Hearings****	747 Market St., Municipal Bldg., Council Chambers Contact Code Compliance at 253-591-5049
2:00 PM	Tacoma Permit Advisory Group	747 Market St., Municipal Bldg., Conf. Rm. 243 Join Zoom Meeting at: https://zoom.us/j/83142338104 Telephonic: Dial 253-215-8782 Meeting ID: 831 4233 8104 Passcode: 193952
4:00 PM	City Events and Recognitions Committee	1500 Commerce St., Great Tacoma Convention and Trade Ctr Board Room North Join Zoom Meeting at: https://zoom.us/j/83862217228 Telephonic: Dial 253-215-8782 Meeting ID: 838 6221 7228 Contact Ashley Young at 253-573-2523
5:00 PM	Planning Commission	747 Market St., Municipal Bldg., Council Chambers Join Zoom Meeting at: https://zoom.us/j/84416624153 Telephonic: Dial 253-215-8782 Meeting ID: 844 1662 4153 Contact Stephen Atkinson at 253-905-4146

5:30 PM Tacoma Public Library Board of Trustees

Main Branch, 1102 Tacoma Ave. South
Visit <https://tacomalibrary.org/board-of-trustees/>

5:30 PM Transportation Commission

747 Market St., Municipal Bldg., Conf. Rm. 243
Join Zoom Meeting at: <https://zoom.us/j/82666348811>
Telephonic: Dial 253-215-8782
Meeting ID: 826 6634 8811
Contact Carrie Wilhelme at 253-442-9813

THURSDAY, JUNE 18, 2026

9:00 AM Hearing Examiner's Hearing*

747 Market St., Municipal Bldg., Council Chambers
Visit <https://tacoma.gov/hearingexaminer>

5:00 PM Climate and Sustainability Commission

747 Market St., Municipal Bldg., Conf. Rm. 248
Join Zoom Meeting at: <https://zoom.us/j/96320674154>
Telephonic: Dial 253-215-8782
Meeting ID: 963 2067 4154 Passcode: 638370
Contact Kristin Lynett at 253-591-5571

5:30 PM Urban Design Board

747 Market St., Municipal Bldg., Conf. Rm. 243
Join Zoom Meeting at: <https://zoom.us/j/82923259724>
Telephonic: Dial 253-215-8782
Meeting ID: 829 2325 9724
Contact Carl Metz at 253-290-3946

FRIDAY, JUNE 19, 2026

CITY HOLIDAY – NO MEETINGS SCHEDULED



Meeting sites are accessible to people with disabilities. People with disabilities requiring special accommodations should contact the appropriate department(s) 48 hours prior to the meeting time.

* Hearing Examiner's Hearings and Local Improvement District Meetings meet on an as-needed basis. Contact the Hearing Examiner's Office at 253-591-5195 to confirm whether a meeting will be held this week. Hearings may be held at various times throughout the day.

** Bid Opening will be held on an as-needed basis. Contact the Finance Procurement and Payables Office at 253-502-8468 or www.tacomapurchasing.org to confirm whether Bid Opening will be held.

**** Hearings may be held at various times throughout the day.



Citywide Weekly Briefing for 01 June 2026 to 07 June 2026

The data is not National Incident Based Reporting System (NIBRS) compliant. Do not compare the results with any report using that standard. The data is dynamic and is subject to change and/or revision. The number of distinct offenses listed on a report are counted. This does not represent reports or individuals. All data is compared to last year for the same number of days or date range. Small numbers may cause large percent increases and decreases. Beginning 1 October 2022, there was a change in how TPD reports certain Aggravated Assaults and Destruction offenses.

Offense Breakdown	7 Days		28 Days		Year to Date		7 Days	28 Days	YTD
	01-Jun-2025	01-Jun-2026	11-May-2025	11-May-2026	01-Jan-2025	01-Jan-2026			
	07-Jun-2025	07-Jun-2026	07-Jun-2025	07-Jun-2026	07-Jun-2025	07-Jun-2026			
Persons	91	75	320	297	1795	1772	17.6% ▼	7.2% ▼	1.3% ▼
Assault	83	69	290	264	1605	1569	16.9% ▼	9.0% ▼	2.2% ▼
Homicide (doesn't include Negligent/Justifiable)	0	1	0	2	11	11	NC	NC	0.0%
Kidnapping/Abduction	2	3	3	9	29	55	50.0% ▲	200.0% ▲	89.7% ▲
Sex Offenses, Forcible	6	2	27	22	150	136	66.7% ▼	18.5% ▼	9.3% ▼
Property	291	159	1137	839	6285	5328	45.4% ▼	26.2% ▼	15.2% ▼
Arson	2	2	15	8	45	37	0.0%	46.7% ▼	17.8% ▼
Burglary/Breaking and Entering	29	19	92	86	535	524	34.5% ▼	6.5% ▼	2.1% ▼
Counterfeiting/Forgery	0	0	3	1	22	17	0.0%	66.7% ▼	22.7% ▼
Destruction/Damage/Vandalism of Property	73	37	312	217	1698	1478	49.3% ▼	30.4% ▼	13.0% ▼
Fraud	15	9	45	44	252	264	40.0% ▼	2.2% ▼	4.8% ▲
Larceny/Theft	126	63	486	348	2733	2137	50.0% ▼	28.4% ▼	21.8% ▼
Motor Vehicle Theft	34	16	134	87	758	624	52.9% ▼	35.1% ▼	17.7% ▼
Robbery	6	9	31	34	126	130	50.0% ▲	9.7% ▲	3.2% ▲
Stolen Property	5	3	12	11	79	75	40.0% ▼	8.3% ▼	5.1% ▼
Society	27	38	90	92	461	563	40.7% ▲	2.2% ▲	22.1% ▲
Drug/Narcotic	16	24	45	59	282	377	50.0% ▲	31.1% ▲	33.7% ▲
Pornography/Obscene Material	2	0	5	1	15	12	100.0% ▼	80.0% ▼	20.0% ▼
Prostitution	0	1	0	1	8	9	NC	NC	12.5% ▲
Weapon Law Violations	9	13	40	31	156	165	44.4% ▲	22.5% ▼	5.8% ▲
Citywide Totals	409	272	1547	1228	8541	7663	33.5% ▼	20.6% ▼	10.3% ▼

NC = Noncalculable

Last 7 Days

Notes:

- There were no Homicide offense(s) during the last 7 days.
- 63.8% (44/69) of the Assaults were coded Simple Assault.
- There were 50 DV-related offenses.
- 80.0% (40/50) of the DV-related offenses were Persons.
- 53.6% (37/69) of the Assaults were DV-related.
- DV-related Offenses: 60 ↘ 50
- There was 1 Gang-Related offense(s) during the last 7 days.
- Theft from Motor Vehicle: 29 ↘ 16

Top 5 Locations - Compared to last year

- 1965 S Union Ave: 3 ↗ 6
- 1913 S 72nd St: 1 ↗ 5
- 3320 S 23rd St: 2 ↗ 4
- 4502 S Steele St: 10 ↘ 4
- 4640 E B St: 0 ↗ 4
- 31 Montana Ave: 0 ↗ 4

Top 5 Offense Locations - Compared to last year

- Single Family Residence: 78 ↘ 49
- Street/Right Of Way: 70 ↘ 47
- Parking Lot: 54 ↘ 38
- Apartment: 62 ↘ 31
- Other Business: 7 ↗ 8



Sector 1 Weekly Briefing for 01 June 2026 to 07 June 2026

The data is not National Incident Based Reporting System (NIBRS) compliant. Do not compare the results with any report using that standard. The data is dynamic and is subject to change and/or revision. The number of distinct offenses listed on a report are counted. This does not represent reports or individuals. All data is compared to last year for the same number of days or date range. Small numbers may cause large percent increases and decreases. Beginning 1 October 2022, there was a change in how TPD reports certain Aggravated Assaults and Destruction offenses.

Offense Breakdown	7 Days		28 Days		Year to Date		7 Days	28 Days	YTD
	01-Jun-2025	01-Jun-2026	11-May-2025	11-May-2026	01-Jan-2025	01-Jan-2026			
	07-Jun-2025	07-Jun-2026	07-Jun-2025	07-Jun-2026	07-Jun-2025	07-Jun-2026			
Persons	19	15	81	69	444	459	21.1%▼	14.8%▼	3.4%▲
Assault	18	13	72	60	388	405	27.8%▼	16.7%▼	4.4%▲
Homicide (doesn't include Negligent/Justifiable)	0	1	0	2	4	5	NC	NC	25.0%▲
Kidnapping/Abduction	0	1	0	2	8	14	NC	NC	75.0%▲
Sex Offenses, Forcible	1	0	9	5	44	35	100.0%▼	44.4%▼	20.5%▼
Property	95	32	346	216	1927	1435	66.3%▼	37.6%▼	25.5%▼
Arson	1	2	6	4	17	18	100.0%▲	33.3%▼	5.9%▲
Burglary/Breaking and Entering	10	4	31	26	151	147	60.0%▼	16.1%▼	2.6%▼
Counterfeiting/Forgery	0	0	0	1	1	5	0.0%	NC	400.0%▲
Destruction/Damage/Vandalism of Property	28	7	110	73	644	443	75.0%▼	33.6%▼	31.2%▼
Fraud	4	2	10	11	63	56	50.0%▼	10.0%▲	11.1%▼
Larceny/Theft	38	10	130	74	729	512	73.7%▼	43.1%▼	29.8%▼
Motor Vehicle Theft	11	3	48	19	255	185	72.7%▼	60.4%▼	27.5%▼
Robbery	1	3	7	6	33	29	200.0%▲	14.3%▼	12.1%▼
Stolen Property	2	1	3	2	24	24	50.0%▼	33.3%▼	0.0%
Society	8	19	19	35	95	184	137.5%▲	84.2%▲	93.7%▲
Drug/Narcotic	8	15	12	24	52	139	87.5%▲	100.0%▲	167.3%▲
Pornography/Obscene Material	0	0	0	1	2	2	0.0%	NC	0.0%
Prostitution	0	0	0	0	4	4	0.0%	0.0%	0.0%
Weapon Law Violations	0	4	7	10	37	39	NC	42.9%▲	5.4%▲
Sector Totals	122	66	446	320	2466	2078	45.9%▼	28.3%▼	15.7%▼

NC = Noncalculable

Last 7 Days

Notes:

- There were no Homicide offense(s) during the last 7 days.
- 76.9% (10/13) of the Assaults were coded Simple Assault.
- There were 8 DV-related offenses.
- 87.5% (7/8) of the DV-related offenses were Persons.
- 46.2% (6/13) of the Assaults were DV-related.
- DV-related Offenses: 6 ↗ 8
- There was 1 Gang-Related offense(s) during the last 7 days.
- Theft from Motor Vehicle: 18 ↘ 5

Top 5 Locations - Compared to last year

- 2610 Bay St: 0 ↗ 3
- 1202 S M St: 0 ↗ 2
- 2317 Pacific Ave: 0 ↗ 2
- 4602 45th Ave Ne: 0 ↗ 2
- 2547 Yakima Ave: 0 ↗ 2
- 1417 S J St: 0 ↗ 2
- 101 S 9th St: 0 ↗ 2
- There were 3 additional locations with 2.

Top 5 Offense Locations - Compared to last year

- Street/Right Of Way: 32 ↘ 17
- Parking Lot: 18 ↘ 10
- Apartment: 20 ↘ 9
- Sidewalk: 2 ↗ 6
- Alley: 4 ↗ 5



Sector 2 Weekly Briefing for 01 June 2026 to 07 June 2026

The data is not National Incident Based Reporting System (NIBRS) compliant. Do not compare the results with any report using that standard. The data is dynamic and is subject to change and/or revision. The number of distinct offenses listed on a report are counted. This does not represent reports or individuals. All data is compared to last year for the same number of days or date range. Small numbers may cause large percent increases and decreases. Beginning 1 October 2022, there was a change in how TPD reports certain Aggravated Assaults and Destruction offenses.

Offense Breakdown	7 Days		28 Days		Year to Date		7 Days	28 Days	YTD
	01-Jun-2025	01-Jun-2026	11-May-2025	11-May-2026	01-Jan-2025	01-Jan-2026			
	07-Jun-2025	07-Jun-2026	07-Jun-2025	07-Jun-2026	07-Jun-2025	07-Jun-2026			
Persons	13	16	64	60	434	378	23.1%▲	6.3%▼	12.9%▼
Assault	11	15	56	50	379	330	36.4%▲	10.7%▼	12.9%▼
Homicide (doesn't include Negligent/Justifiable)	0	0	0	0	3	2	0.0%	0.0%	33.3%▼
Kidnapping/Abduction	0	0	0	2	8	10	0.0%	NC	25.0%▲
Sex Offenses, Forcible	2	1	8	8	44	36	50.0%▼	0.0%	18.2%▼
Property	68	43	271	241	1488	1462	36.8%▼	11.1%▼	1.7%▼
Arson	0	0	3	1	7	9	0.0%	66.7%▼	28.6%▲
Burglary/Breaking and Entering	4	7	20	26	129	150	75.0%▲	30.0%▲	16.3%▲
Counterfeiting/Forgery	0	0	1	0	5	2	0.0%	100.0%▼	60.0%▼
Destruction/Damage/Vandalism of Property	19	10	83	59	405	420	47.4%▼	28.9%▼	3.7%▲
Fraud	2	1	11	8	61	71	50.0%▼	27.3%▼	16.4%▲
Larceny/Theft	31	18	121	115	658	611	41.9%▼	5.0%▼	7.1%▼
Motor Vehicle Theft	9	6	23	25	180	156	33.3%▼	8.7%▲	13.3%▼
Robbery	2	1	6	7	26	25	50.0%▼	16.7%▲	3.8%▼
Stolen Property	0	0	0	0	6	10	0.0%	0.0%	66.7%▲
Society	4	3	9	7	42	51	25.0%▼	22.2%▼	21.4%▲
Drug/Narcotic	1	0	2	2	13	21	100.0%▼	0.0%	61.5%▲
Pornography/Obscene Material	0	0	0	0	2	2	0.0%	0.0%	0.0%
Prostitution	0	0	0	0	0	0	0.0%	0.0%	0.0%
Weapon Law Violations	3	3	7	5	27	28	0.0%	28.6%▼	3.7%▲
Sector Totals	85	62	344	308	1964	1891	27.1%▼	10.5%▼	3.7%▼

NC = Noncalculable

Last 7 Days

Notes:

- There were no Homicide offense(s) during the last 7 days.
- 66.7% (10/15) of the Assaults were coded Simple Assault.
- There were 11 DV-related offenses.
- 90.9% (10/11) of the DV-related offenses were Persons.
- 66.7% (10/15) of the Assaults were DV-related.
- DV-related Offenses: 10 ↗ 11
- There were no Gang-Related offense(s) during the last 7 days.
- Theft from Motor Vehicle: 4 ↘ 3

Top 5 Locations - Compared to last year

- 1965 S Union Ave: 3 ↗ 6
- 3320 S 23rd St: 2 ↗ 4
- 1001 S Mildred St: 0 ↗ 3
- 6416 S 10th St: 0 ↗ 2
- 3009 Mccarver St: 0 ↗ 2
- 301 N 4th St: 0 ↗ 2
- 1208 N 10th St: 0 ↗ 2
- There were 5 additional locations with 2.

Top 5 Offense Locations - Compared to last year

- Parking Lot: 13 ↗ 14
- Single Family Residence: 16 ↘ 13
- Apartment: 16 ↘ 10
- Department Store: 2 ↗ 5
- Other Business: 1 ↗ 4



Sector 3 Weekly Briefing for 01 June 2026 to 07 June 2026

The data is not National Incident Based Reporting System (NIBRS) compliant. Do not compare the results with any report using that standard. The data is dynamic and is subject to change and/or revision. The number of distinct offenses listed on a report are counted. This does not represent reports or individuals. All data is compared to last year for the same number of days or date range. Small numbers may cause large percent increases and decreases. Beginning 1 October 2022, there was a change in how TPD reports certain Aggravated Assaults and Destruction offenses.

Offense Breakdown	7 Days		28 Days		Year to Date		7 Days	28 Days	YTD
	01-Jun-2025	01-Jun-2026	11-May-2025	11-May-2026	01-Jan-2025	01-Jan-2026			
	07-Jun-2025	07-Jun-2026	07-Jun-2025	07-Jun-2026	07-Jun-2025	07-Jun-2026			
Persons	25	20	88	75	421	426	20.0% ▼	14.8% ▼	1.2% ▲
Assault	25	19	83	67	382	371	24.0% ▼	19.3% ▼	2.9% ▼
Homicide (doesn't include Negligent/Justifiable)	0	0	0	0	0	1	0.0%	0.0%	NC
Kidnapping/Abduction	0	1	0	3	5	16	NC	NC	220.0% ▲
Sex Offenses, Forcible	0	0	5	5	34	37	0.0%	0.0%	8.8% ▲
Property	66	35	280	180	1512	1191	47.0% ▼	35.7% ▼	21.2% ▼
Arson	0	0	2	2	9	3	0.0%	0.0%	66.7% ▼
Burglary/Breaking and Entering	10	3	17	11	116	90	70.0% ▼	35.3% ▼	22.4% ▼
Counterfeiting/Forgery	0	0	2	0	9	8	0.0%	100.0% ▼	11.1% ▼
Destruction/Damage/Vandalism of Property	12	10	72	34	350	275	16.7% ▼	52.8% ▼	21.4% ▼
Fraud	4	1	11	9	62	60	75.0% ▼	18.2% ▼	3.2% ▼
Larceny/Theft	30	15	135	88	774	555	50.0% ▼	34.8% ▼	28.3% ▼
Motor Vehicle Theft	7	3	29	22	147	141	57.1% ▼	24.1% ▼	4.1% ▼
Robbery	1	2	7	8	23	33	100.0% ▲	14.3% ▲	43.5% ▲
Stolen Property	2	1	4	5	15	17	50.0% ▼	25.0% ▲	13.3% ▲
Society	5	10	25	25	115	143	100.0% ▲	0.0%	24.3% ▲
Drug/Narcotic	1	6	11	17	73	94	500.0% ▲	54.5% ▲	28.8% ▲
Pornography/Obscene Material	2	0	5	0	11	6	100.0% ▼	100.0% ▼	45.5% ▼
Prostitution	0	1	0	1	1	3	NC	NC	200.0% ▲
Weapon Law Violations	2	3	9	7	30	40	50.0% ▲	22.2% ▼	33.3% ▲
Sector Totals	96	65	393	280	2048	1760	32.3% ▼	28.8% ▼	14.1% ▼

NC = Noncalculable

Last 7 Days

Notes:

- There were no Homicide offense(s) during the last 7 days.
- 84.2% (16/19) of the Assaults were coded Simple Assault.
- There were 21 DV-related offenses.
- 71.4% (15/21) of the DV-related offenses were Persons.
- 73.7% (14/19) of the Assaults were DV-related.
- DV-related Offenses: 20 ↗ 21
- There were no Gang-Related offense(s) during the last 7 days.
- Theft from Motor Vehicle: 4 ↘ 3

Top 5 Locations - Compared to last year

- 1913 S 72nd St: 1 ↗ 5
- 31 Montana Ave: 0 ↗ 4
- 4502 S Steele St: 10 ↘ 4
- 1727 S 82nd St: 0 ↗ 3
- 3701 S Pine St: 3 ↔ 3
- 77 S California Ave: 0 ↗ 2
- 7330 S Mason Ave: 0 ↗ 2
- There were 6 additional locations with 2.

Top 5 Offense Locations - Compared to last year

- Single Family Residence: 17 ↘ 15
- Parking Lot: 12 ↘ 10
- Street/Right Of Way: 8 ↘ 5
- Apartment: 16 ↘ 5
- Church: 0 ↗ 4
- Other Business: 4 ↔ 4



Sector 4 Weekly Briefing for 01 June 2026 to 07 June 2026

The data is not National Incident Based Reporting System (NIBRS) compliant. Do not compare the results with any report using that standard. The data is dynamic and is subject to change and/or revision. The number of distinct offenses listed on a report are counted. This does not represent reports or individuals. All data is compared to last year for the same number of days or date range. Small numbers may cause large percent increases and decreases. Beginning 1 October 2022, there was a change in how TPD reports certain Aggravated Assaults and Destruction offenses.

Offense Breakdown	7 Days		28 Days		Year to Date		7 Days	28 Days	YTD
	01-Jun-2025	01-Jun-2026	11-May-2025	11-May-2026	01-Jan-2025	01-Jan-2026			
	07-Jun-2025	07-Jun-2026	07-Jun-2025	07-Jun-2026	07-Jun-2025	07-Jun-2026			
Persons	34	24	87	93	496	509	29.4% ▼	6.9% ▲	2.6% ▲
Assault	29	22	79	87	456	463	24.1% ▼	10.1% ▲	1.5% ▲
Homicide <i>(doesn't include Negligent/Justifiable)</i>	0	0	0	0	4	3	0.0%	0.0%	25.0% ▼
Kidnapping/Abduction	2	1	3	2	8	15	50.0% ▼	33.3% ▼	87.5% ▲
Sex Offenses, Forcible	3	1	5	4	28	28	66.7% ▼	20.0% ▼	0.0%
Property	62	49	240	202	1358	1240	21.0% ▼	15.8% ▼	8.7% ▼
Arson	1	0	4	1	12	7	100.0% ▼	75.0% ▼	41.7% ▼
Burglary/Breaking and Entering	5	5	24	23	139	137	0.0%	4.2% ▼	1.4% ▼
Counterfeiting/Forgery	0	0	0	0	7	2	0.0%	0.0%	71.4% ▼
Destruction/Damage/Vandalism of Property	14	10	47	51	299	340	28.6% ▼	8.5% ▲	13.7% ▲
Fraud	5	5	13	16	66	77	0.0%	23.1% ▲	16.7% ▲
Larceny/Theft	27	20	100	71	572	459	25.9% ▼	29.0% ▼	19.8% ▼
Motor Vehicle Theft	7	4	34	21	176	142	42.9% ▼	38.2% ▼	19.3% ▼
Robbery	2	3	11	13	44	43	50.0% ▲	18.2% ▲	2.3% ▼
Stolen Property	1	1	5	4	34	24	0.0%	20.0% ▼	29.4% ▼
Society	10	6	37	25	209	185	40.0% ▼	32.4% ▼	11.5% ▼
Drug/Narcotic	6	3	20	16	144	123	50.0% ▼	20.0% ▼	14.6% ▼
Pornography/Obscene Material	0	0	0	0	0	2	0.0%	0.0%	NC
Prostitution	0	0	0	0	3	2	0.0%	0.0%	33.3% ▼
Weapon Law Violations	4	3	17	9	62	58	25.0% ▼	47.1% ▼	6.5% ▼
Sector Totals	106	79	364	320	2063	1934	25.5% ▼	12.1% ▼	6.3% ▼

NC = Noncalculable

Last 7 Days

Notes:

- There were no Homicide offense(s) during the last 7 days.
- 36.4% (8/22) of the Assaults were coded Simple Assault.
- There were 10 DV-related offenses.
- 80.0% (8/10) of the DV-related offenses were Persons.
- 31.8% (7/22) of the Assaults were DV-related.
- DV-related Offenses: 24 ↘ 10
- There were no Gang-Related offense(s) during the last 7 days.
- Theft from Motor Vehicle: 3 ↗ 5

Top 5 Locations - Compared to last year

- 4640 E B St: 0 ↗ 4
- 7217 Pacific Ave: 0 ↗ 3
- 3922 E Portland Ave: 0 ↗ 2
- 1629 E 35th St: 0 ↗ 2
- 5206 E G St: 0 ↗ 2
- 4216 E Q St: 0 ↗ 2
- 424 E Wright Ave: 0 ↗ 2
- There were 7 additional locations with 2.

Top 5 Offense Locations - Compared to last year

- Street/Right Of Way: 20 ↗ 22
- Single Family Residence: 36 ↘ 19
- Apartment: 10 ↘ 7
- Parking Lot: 11 ↘ 4
- Restaurant/Fast Food Establishment: 1 ↗ 4



**CITY OF TACOMA, WASHINGTON
OFFICE OF THE CITY COUNCIL
COUNCIL CONSIDERATION REQUEST**

TO: Mayor & City Council
FROM: Council Member Latasha Palmer and Christina Caan, Policy Analyst
COPIES TO: Hyun Kim, City Manager; Chris Bacha, City Attorney
SUBJECT: **Resolution - recognizing the vital need to ensure rental housing units in Tacoma are kept in good repair; affirming the importance of providing additional education for tenants and landlords on the required standards for rental housing units; committing to explore a proactive code inspection program for rental housing units; and deciding to reexamine the Provisional Rental Property License.**

DATE: June 10, 2026

We ask for your support for a resolution recognizing the importance of ensuring rental housing units in Tacoma are kept in good repair; affirming the need to provide additional education for tenants and landlords on the required standards for rental housing units; committing to explore a proactive code inspection program for rental housing units; and deciding to reexamine the Provisional Rental Property License.

LEGISLATIVE INTENT

State and local legal frameworks establish clear standards for maintaining safe and habitable rental housing units.¹ When rental housing units are substandard, landlords and tenants can face a range of significant financial challenges to either repair the property or relocate, as well as negative impacts to their physical and mental health. In addition, substandard rental housing subverts the stability of our residents and impedes the City's work to advance our strategic goals.² This resolution would recognize that the well-being of our residents and Tacoma's overall success are contingent on maintaining safe and healthy living conditions, as well as affirm the need for continuing to educate our community on state and local laws for rental housing units and available support services.

- Enhancing tenant and landlord education could include providing clear guidelines on issues that may constitute a regulatory building code violation, the timeline and steps for navigating a rental housing complaint, and streamlining information currently spread across multiple City webpages to ensure accessibility. Helping landlords and tenants better understand their rights and responsibilities, as well as the availability of support services, may help decrease fears of retaliation for identifying problems.

¹ [WA Residential Landlord-Tenant Act Chapter 59.18 RCW](#); [Chapter 1.95: Rental Housing Code - City of Tacoma, WA](#); [Chapter 1.100: Landlord Fairness Code Initiative - City of Tacoma, WA](#); [Municipal Code - City of Tacoma, WA](#)

² [Tacoma 2035 report.pdf](#)

- While community members can currently search for closed and current code violations for individual rental housing properties through the City’s open data portal, the City does not provide a layer to view and assess all rental housing properties at once.³ Providing this type of layer may help community members and City staff better identify trends in violations or hotspot neighborhoods that can be used to help inform the development of targeted support.

In addition, Tacoma’s complaint-based code enforcement program presents an impediment for ensuring rental housing units are consistently kept in good repair citywide. A complaint-based system results in a low number of inspections, decreasing pressure on some landlords and tenants to maintain safe and habitable standards in their units. This decreased pressure can be compounded when landlords and tenants lack the ability to recognize and report violations due to their inexperience navigating complex government and legal bureaucracy, fear, language barriers, or other issues. This resolution would commit the City Council to exploring proactive code inspection programs that can be managed through a cost recovery model, such as a rental registry.

- Rental registries have demonstrated the ability to spur positive health and safety outcomes for tenants, as well as helping landlords get ahead of issues that can become larger maintenance problems.⁴ For example, in 2024, Seattle’s proactive inspections successfully identified 6,000 maintenance and safety issues, including 1,516 instances of improperly installed electrical equipment or exposed wiring and 1,237 instances of missing or nonfunctioning smoke alarms.⁵

Finally, this resolution would confirm the City Council’s decision to reexamine the Provisional Rental Property License, which should be a key tool for keeping rental housing units safe and habitable. Currently, the City may, but rarely does, place residential property owners with unsafe conditions in their units on a three-year Provisional Rental Property License.⁶ With the upcoming City Council discussion planned for revising the City’s regulatory building standards, there is an opportunity to also enhance the Provisional Rental Property License and improve its effectiveness.

DESIRED RESOLUTION DATE: June 23, 2026

COMMUNITY ENGAGEMENT

Council Member Latasha Palmer has been meeting with tenants, tenant advisory groups, landlords, and community members to discuss ongoing challenges they face with living conditions in rental housing units. In addition, Council Member Palmer has met with the Community and Economic Development Department, Planning and Development Services Department, TacomaFirst 311, and the City’s Tax and License office to understand the City’s process for managing rental housing issues and possible code violations. As a member of the Community Vitality and Safety Committee, she is also tracking the City’s work regarding the International Property Maintenance Code (IPMC).

2025 STRATEGIC PRIORITIES

Equity and Accessibility: By continuing to enhance education for landlords and tenants, the City can better ensure that all community members have the tools and knowledge needed to maintain safe and healthy living conditions in rental housing units.

³ [Code Violations \(Tacoma\) | Tacoma Open Data](#)

⁴ [Rental Registry - National League of Cities](#)

⁵ [Seattle SDCl - 2024 RRIO Annual Report Final](#)

⁶ [Chapter 6B.165: Provisional Rental Property License - City of Tacoma, WA](#)

Civic Engagement: *Equity Index Score:* Moderate Opportunity

Increase the percentage of residents who believe they are able to have a positive impact on the community and express trust in the public institutions in Tacoma.

Livability: *Equity Index Score:* Moderate Opportunity

Increase positive public perception of safety and overall quality of life.

Improve health outcomes and reduce disparities, in alignment with the community health needs assessment and CHIP, for all Tacoma residents

ALTERNATIVES

Alternative	Positive Impacts	Negative Impacts
Adopt a proactive code inspection program immediately.	Launching proactive code inspections immediately would better address and prevent deteriorating health and safety standards in rental units.	The City needs additional time to consider the appropriate structure for proactive code inspections under a cost recovery model, along with potential startup costs amid the ongoing 2027-2028 budget discussion.
Revise the Provisional Rental Property License immediately.	The City would be able to create a stronger deterrent and monitoring capability for rental properties with substandard conditions.	In the coming months, the City Council is going to be considering updating current building regulatory standards. Revising the Provisional Rental Property License ahead of this work could result in the need for additional revisions or standards that are not properly aligned with any potential new building regulations.

EVALUATIONS AND FOLLOW UP

Council Member Palmer intends to hold a series of roundtables to gain stakeholder input on policy pathways for a proactive inspection program and updates to the Provisional Rental Property License as time and resources allow.

SPONSOR RECOMMENDATION

Sponsors recommend advancing this resolution.

FISCAL IMPACT

There is no fiscal impact in adopting this resolution and the work identified will take place as time and resources are available for existing staff. However, the resolution does raise the possibility of potential future fiscal impacts regarding a proactive inspection program and enhancements to the Provisional Rental Property License.

If you have a question related to the Council contingency fund request, please contact Christina Caan, Policy Analyst, at (253) 219-0679 or ccaan@tacoma.gov.

SUBMITTED FOR COUNCIL CONSIDERATION BY:



Council Member Latasha Palmer

Date	Meeting	Subject	Department	Background
June 16, 2026	Study Session (Hybrid Council Chambers / Dial-in 12:00 p.m.)	Council Consideration Request - Rental Housing	CM Palmer	
	City Council Meeting (hybrid Council Chambers /dial-in 5:00 PM)			
June 23, 2026	Study Session (Hybrid Council Chambers / Dial-in 12:00 p.m.)	Media and Communications Quarterly Update	Media and Communications - Amy Clancy	
		*In District Discussion	Mayor Ibsen	
	City Council Meeting (hybrid Council Chambers /dial-in 5:00 PM)			
June 30, 2026	Study Session (Hybrid Council Chambers / Dial-in 12:00 p.m.)	Middle Housing Permitting Program Update	Planning and Development Services - Peter Huffman	Staff will provide an update on the Middle Housing Permitting Program.
		2026 Community Survey	Center for Strategic Priorities - Ted Richardson , ETC Institute - Derek Harvey	Staff from the Center for Strategic Priorities and the consultant from the ETC Institute will present the results from the 2026 Community Survey.
	City Council Meeting (hybrid Council Chambers /dial-in 5:00 PM)			
July 7, 2026	Study Session (Hybrid Council Chambers / Dial-in 12:00 p.m.)	Roadmap to Recovery City Manager Update	City Manager Kim	The City Manager will present the City's Roadmap to Recovery, detailing the strategies currently being implemented to stabilize core services and strengthen long term organizational resilience. The presentation will also address the difficult decisions ahead, offering a clear assessment of the choices required to maintain fiscal responsibility and sustain progress.
	City Council Meeting (hybrid Council Chambers /dial-in 5:00 PM)			
July 14, 2026	Study Session (Hybrid Council Chambers / Dial-in 12:00 p.m.)			
	City Council Meeting (hybrid Council Chambers /dial-in 5:00 PM)			

Community Vitality and Safety Committee

Community Vitality and Safety Committee			
Members (Chair) CM Rumbaugh, (Vice Chair) CM Scott; CM Palmer, and CM Walker; Alternate: CM Diaz Staff Executive Liaison: Toni Esparza Coordinator: Arsenio Roddy-Little		Meetings 2nd and 4th Thursdays 4:30pm Zoom and TMB 243	CBC Assignments • Commission on Disabilities • Commission on Immigrant & Refugee Affairs • Community Redevelopment Authority • Community's Police Advisory Committee • Housing Authority • Human Rights Commission • Human Services Commission • Public Library Board
Date	Topic	Presenter(s)	Description
June 11	Results of the Juvenile Justice Task Force	John Lane, Senior Counsel, Office of Executive Mello; Karl Imlig, Director of Facilities Management; Chris Gaddis, Court Executive; Joseph Evans, Judge of Superior Court	Staff from the Pierce County Executive's Office will present on the results of the Juvenile Justice Task Force, which provided guidance on a new juvenile justice facility to replace the aging Remann Hall.
June 25	Meeting Cancelled	Meeting Cancelled	Meeting Cancelled
July 9	Unified Regional Approach to Homelessness in Pierce County	Council Member Jani Hitchen, Chair; Mary Connolly, Policy Analyst, Pierce County Council	An overview of the collaboration that is taking place across the County to launch a Unified Regional Approach to Homelessness in Pierce County.

Economic Development Committee

Members (Chair) CM Diaz, (Vice Chair) DM Bushnell, CM Palmer, and CM Scott; Alternate: CM Rumbaugh Staff Executive Liaison: Debbie Bingham; Coordinator: Chrisy Vindivich		Meetings 2nd, 4th, and 5th Tuesdays 10:00am Zoom and TMB 243	CBC Assignments • Arts Commission • City Events and Recognition Committee • Equity in Contracting Advisory Committee • Convention Center Public Facilities District • Tacoma Creates Advisory Board
Date	Topic	Presenter(s)	Description
June 23	Economic Development Board Update	Paul Bakker, Business and Economic Development Analyst, Community and Economic Development; Michael Catsi, President-CEO, Economic Development Board	This presentation will provide an overview of the Economic Development Board's (EDB's) mission, core functions, and role in supporting business growth and regional competitiveness. It will also highlight key performance metrics and outcomes that demonstrate EDB's impact on economic vitality and job creation.
June 30	Tacoma Minimum Wage Community and Stakeholder Engagement Report	Deputy Mayor Joe Bushnell	A report on Deputy Mayor Bushnell's community outreach and engagement to discuss the City of Tacoma's minimum wage.
July 14	Equity in Contracting Advisory Committee Interviews	Nicole Emery, City Clerk	The Committee will conduct interviews to fill seats on the Advisory Committee.
July 14	\$20 Minimum Wage Proposal Discussion	Deputy Mayor Joe Bushnell	A review of policy pathways to institute a \$20 minimum wage in Tacoma.

Government Performance and Finance Committee

Members (Chair) CM Hines, (Vice Chair) DM Bushnell, CM Sadalge, and CM Rumbaugh; Alternate: CM Walker Staff Executive Liaison: Andy Cherullo; Coordinator: Chantra Real		Meetings 1st and 3rd Tuesdays 10:00am Zoom and TMB 243	CBC Assignments • Audit Advisory Board • Board of Ethics • Civil Service Board • Public Utility Board
Date	Topic	Presenter(s)	Description
June 16	Canceled		
July 7	To be Determined		
July 21	<i>[Tentative] Clerk's Office letter review</i>	<i>Debra Casparian, Deputy City Attorney; Nicole Emery, City Clerk</i>	

Infrastructure, Planning, and Sustainability Committee

Members (Chair) CM Walker, (Vice Chair) CM Sadalge, CM Diaz, and CM Hines; Alternate: DM Bushnell Staff Executive Liaison: Ramiro Chavez Coordinator: Marvin Griffin		Meetings 2nd and 4th Wednesdays 4:30pm Zoom and TMB 243	CBC Assignments • Climate and Sustainability Commission • Landmarks Preservation Commission • Planning Commission • Transportation Commission • Urban Design Board
Date	Topic	Presenter(s)	Description
June 10	Planning Commission Interviews	Nicole Emery, City Clerk	The Committee will conduct interviews to fill seats on the Commission.
	Parking Citation Fine Structure and Adjudication Process	Eric Huseby, Assistant Division Manager, Public Works	Staff will present on recent work establish a new framework for parking citations rates and outline improvements being considered to the citation adjudication process.
	Local Jurisdictional Conferral for Proposed Gault Property Acquisition	Terry Jungman, District-Wide Capital Improvement Program Manager, Parks Tacoma	Parks Tacoma has submitted a grant application to the Washington Wildlife and Recreation Program's Local Parks category through the Washington State Recreation and Conservation Office (RCO). The grant would help fund the purchase of the Gault property from the Tacoma School District. The Gault property is approximately 3.4 acres and is located at 3537 E L Street, Tacoma, WA 98404. RCO policy requires applicants to confer with the city that has jurisdiction over the project area.
June 24	South Tacoma Tree Canopy Enhancement	Mike Carey, Urban Forestry Program Manager, Environmental Services	The City of Tacoma has partnered with the Washington Department of Ecology to strategize green infrastructure investments in the South Tacoma Neighborhood. This presentation will provide an overview of the scope of work with the City and Ecology, including anticipated investments, programs, and projects to increase tree canopy.
July 8	Central Wastewater Treatment Plant Gas Utilization Facility Status Update	Matt Torrey, Engineer; Teresa Peterson, Principal Engineer; Dominic Greco, Business Services Manager; Nathan Crain, Senior Business Services Analyst, Environmental Services	The Central Wastewater Treatment Plant's Gas Utilization Facility (GUF) is a renewable natural gas (RNG) facility constructed around 2020 to capture, process, and sell excess biogas (methane) produced as a byproduct of the plant's biosolids digestion process. Staff will present on the GUF's operational and financial performance to-date.
	Briefing on Update Process for the City's Right-of-Way Design Manual	Brennan Kidd, Assistant Division Manager, Public Works; Chris Johnson, Manager, Planning and Development Services	Informational presentation to discuss the multi-departmental process already being used to update the City's Right-of-Way Design manual in a systematic, consistent, and sustainable way. A recent past update cycle will be described and summarized at a high level followed by the presentation of the steps pertaining to the next update cycle expected to be finalized in 2027.

Operational Strategy and Administrative Committee

Committee Members (Chair) Anders Ibsen, CM Bushnell, CM Scott, and CM Walker Alternate: CM Hines Executive Liaison: Ben Thurgood		2nd and 4th Fridays of the month 10:30am Zoom and TMB 243	CBC Assignments • Comission on Elected Salaries
Date	Topic(s)	Presenter(s)	Description
June 12, 2026	Council Rules	Ben Thurgood	
	Council Staffing	Ben Thurgood	
June 26, 2026	Role of the Deputy Mayor		
July 10, 2026	City Manager Workplan Quarterly Check in		