

Building a Thriving Tacoma: Q1 2026 Community and Economic Development Update

Economic Development Committee
May 12, 2026

1

Department Objectives



A performer dances at the Lincoln District Business Association's Lunar New Year celebration. Photo by Elizabeth Crook

Housing & Real Estate Development

Job Creation & Economic Prosperity

Placemaking, Cultural Vitality, and Arts

Community Engagement & Partnerships




2

Quarterly Action Plan What We Set Out to Do This Quarter

Arts & Cultural Vitality

Investing in the cultural sector and cultivating partnerships to support placemaking and cultural vitality

- Strategic Plan Refresh
- Initiate Tacoma Creates 2026-2027 application process
- Develop Environmental Services Public Art Work Plan
- Explore an Artist in Residence pilot with Tacoma Public Library, in support of 25th Anniversary of Arts Month



A recent Arts Commission/Tacoma Creates Advisory Board working session focused on the Strategic Plan Refresh



3

Quarterly Metrics What We Delivered & Why It Matters

Arts & Cultural Vitality

- Received 81 eligible applications received for Tacoma Creates funding; on track to award funding in May
- Initiating 2 new public art projects with Environmental Services (Hilltop Artists Recycled Glass and 40th Street Garden)
- Launched Artist in Residence partnership with Tacoma Public Library, in support of Arts Month 25th Anniversary



Performers during Chinese Reconciliation Project Foundation's Music at the Park event, photo by Lisa Monet



4

A Story of Impact

Hilltop Artists Recycled Glass Artist in Residence



5

Quarterly Action Plan

What We Set Out to Do This Quarter

CED Strategic Plan Focus Areas
 Small Business & Entrepreneurship
 Career Pathways & Workforce Readiness
 Invest in Business District Resiliency

Business Services & Workforce Partnerships

Helping businesses grow and workers access opportunity

- Engage with businesses in different ways than we had before.
- Invest in capacity building of our partner associations.
- Convene small businesses to workshop best practices in business development.
- Invest in training that support the Good Jobs Framework
- Build the South Sound's premier local government contracting forum - Grit City Connect.



6

Quarterly Metrics

What We Delivered & Why It Matters

CED Strategic Plan Focus Areas
 Small Business & Entrepreneurship
 Career Pathways & Workforce Readiness
 Invest in Business District Resiliency

Business Services & Workforce Partnerships

- 97 Business visits in 6 corridors with 4 being visited for 1st time
- 13 Business District Associations engaged including Hosmer
- 128 businesses served through technical assistance workshops
- \$49,000 in stipends for Jobs 253 program; 99 student participants
- 45 participants completed green job training; 27 job placements
- 10 regional partnerships and advisory group engagements
- Piloted changes to refresh Neighborhood Business District Program



7



What Progress Looks Like on the Ground

A Tacoma Moment

- T&T Traffic Control
 - Certified business (MWBE, SBE)
 - Black, Female-owned
 - Paid to Date: \$1.215 million
 - Obtaining a citywide contract to provide flagging services through 2027
 - CED provides workshops and technical assistance for additional support



8

Quarterly Action Plan

What We Set Out to Do This Quarter

CED Strategic Plan Focus Areas
 Business Retention, Expansion and Attraction
 Downtown Revitalization
 Commercial & Industrial Property Activation
 Business & Development Climate

Economic Development Services

Driving investment, business retention, and housing opportunities

- Engage and follow up with key businesses to coordinate, consult and provide resources for retention or expansion
- Leverage Multi-Family Tax Exemption (MFTE) program to grow available housing and promote affordability
- Advocate for community and retail-oriented approach to planned Tacoma Dome Light Rail Extension




9

Quarterly Metrics

What We Delivered & Why It Matters

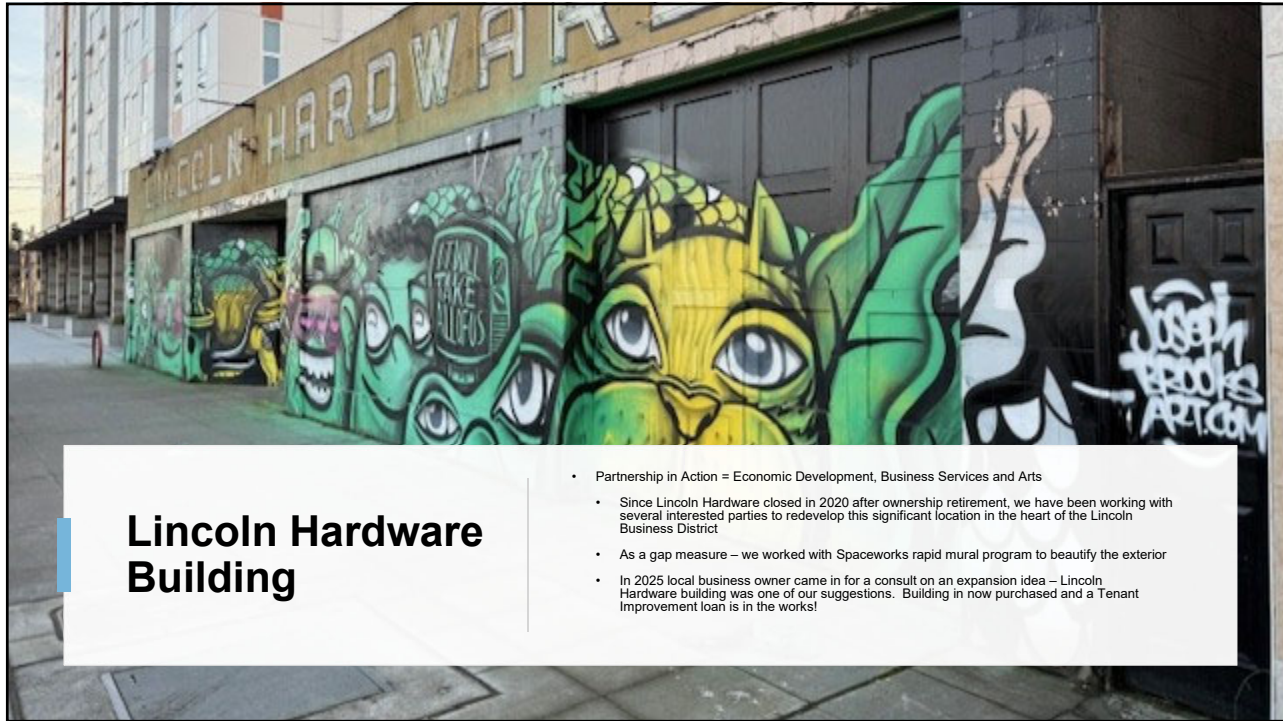
CED Strategic Plan Focus Areas
 Business Retention, Expansion and Attraction
 Downtown Revitalization
 Commercial & Industrial Property Activation
 Business & Development Climate

Economic Development Services

- Business Retention Visits 
 - Goal 12 – Actual 18
- MFTE projects approved by Council
 - 5 Projects approved; 6th Ave, Tacoma Mall, Downtown and 2 UR3
- Projects actively working on to grow the living wage job base and investment
 - 4 Closed - \$7.8M, 70 new jobs
 - 9 Active Business Projects - \$800M, 925 new jobs
 - 4 Retention Projects - \$5M, 75 jobs
 - 3 Real Estate redevelopment projects - \$400M in investment



10



Lincoln Hardware Building

- Partnership in Action = Economic Development, Business Services and Arts
- Since Lincoln Hardware closed in 2020 after ownership retirement, we have been working with several interested parties to redevelop this significant location in the heart of the Lincoln Business District
- As a gap measure – we worked with Spaceworks rapid mural program to beautify the exterior
- In 2025 local business owner came in for a consult on an expansion idea – Lincoln Hardware building was one of our suggestions. Building is now purchased and a Tenant Improvement loan is in the works!

11

Quarterly Action Plan What We Set Out to Do This Quarter

Housing Services

Expand housing affordability, stability, and pathways to homeownership by:

- Developing the City Annual Affordable Housing Compliance Plan
- Updating the City's Single Family Rehabilitation Program Manual
- Releasing the 2026 Notice of Funding Availability for Affordable Housing

12

Quarterly Metrics What We Delivered & Why It Matters

Housing Services

Expanded housing affordability, stability, and pathways to homeownership by:

- Completing the 2026 Annual Monitoring plan for multi-family properties with a City of Tacoma affordability covenant
- Completing an update to the Single-Family Rehabilitation Program Manual which will allow us to more efficiently deliver services
- Released the 2026 NOFA making over \$8,600,000 available for the development of affordable housing



13

Quarterly Metrics What We Delivered & Why It Matters



CED Administrative Services

Provided Full Department & Director Support:

- Completed Continuous Improvement (CI) Admin Process Efficiency Project with 4 Recommendations
- Processed ~46 Ariba Contracts in Q1 (Value of \$3.5M)
- Jobs 253 Stipend Support (Student Payments of \$49K)
- Managed EDC Standing Committee Schedule & Communications
- MFTE Program Administrative Support, and Much More!



14



Thank you!